

Distributed by:

JAMECO[®]
ELECTRONICS

www.Jameco.com ♦ 1-800-831-4242

The content and copyrights of the attached
material are the property of its owner.

Jameco Part Number 441050

Barrier Blocks Series 140

.375 Density, 5-40 x 3/16"
BH Screw, Open Bottom,
Double Row




Electrical Characteristics

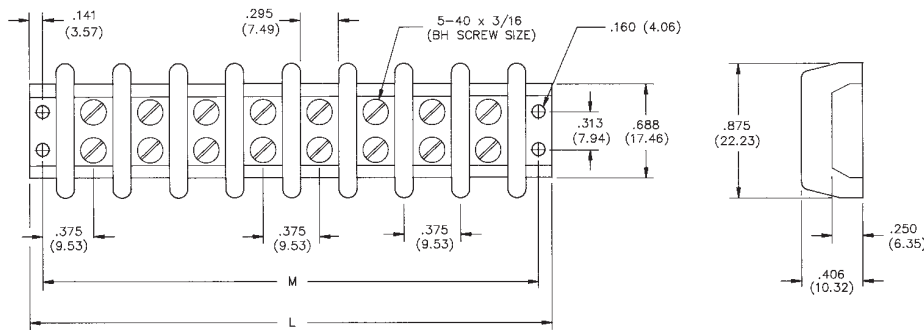
Voltage Rating: 250 VAC RMS maximum
Current Rating: 15 Amps maximum
Maximum Watts Per Terminal: 3750

Mechanical Characteristics

Maximum Wire Size: #16 AWG
Recommended Tightening Torque: 9 lb.-in.



Dimensions



Ordering Information

| No. of Terminals | Standard Screw Catalog No. | "M" Dim. | "L" Dim. |
|------------------|----------------------------|----------|----------|
| 1 | 1-140 | .750 | 1.032 |
| 2 | 2-140 | 1.125 | 1.407 |
| 3 | 3-140 | 1.500 | 1.782 |
| 4 | 4-140 | 1.875 | 2.157 |
| 5 | 5-140 | 2.250 | 2.532 |
| 6 | 6-140 | 2.625 | 2.907 |
| 7 | 7-140 | 3.000 | 3.282 |
| 8 | 8-140 | 3.375 | 3.657 |
| 9 | 9-140 | 3.750 | 4.032 |
| 10 | 10-140 | 4.125 | 4.407 |
| 11 | 11-140 | 4.500 | 4.782 |
| 12 | 12-140 | 4.875 | 5.157 |
| 13 | 13-140 | 5.250 | 5.532 |
| 14 | 14-140 | 5.625 | 5.907 |
| 15 | 15-140 | 6.000 | 6.282 |
| 16 | 16-140 | 6.375 | 6.657 |
| 17 | 17-140 | 6.750 | 7.032 |
| 18 | 18-140 | 7.125 | 7.407 |
| 19 | 19-140 | 7.500 | 7.782 |
| 20 | 20-140 | 7.875 | 8.157 |
| 21 | 21-140 | 8.250 | 8.532 |
| 22 | 22-140 | 8.625 | 8.907 |
| 23 | 23-140 | 9.000 | 9.282 |
| 24 | 24-140 | 9.375 | 9.657 |
| 25 | 25-140 | 9.750 | 10.032 |

Barrier Blocks Series 140

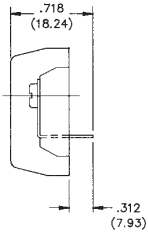
.375 Density, 5-40 x 3/16"
BH Screw, Open Bottom,
Double Row



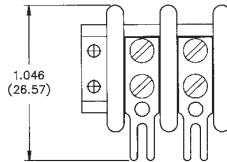
Solder Terminal Options

Dimensions

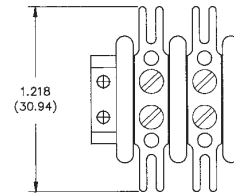
“Y” Terminals



“3/4W” Terminals



“W” Terminals



Ordering Information

| No. of Terminals | Catalog No. | Catalog No. | Catalog No. |
|------------------|-------------|-------------|-------------|
| 1 | 1-140-Y | 1-140-3/4W | 1-140-W |
| 2 | 2-140-Y | 2-140-3/4W | 2-140-W |
| 3 | 3-140-Y | 3-140-3/4W | 3-140-W |
| 4 | 4-140-Y | 4-140-3/4W | 4-140-W |
| 5 | 5-140-Y | 5-140-3/4W | 5-140-W |
| 6 | 6-140-Y | 6-140-3/4W | 6-140-W |
| 7 | 7-140-Y | 7-140-3/4W | 7-140-W |
| 8 | 8-140-Y | 8-140-3/4W | 8-140-W |
| 9 | 9-140-Y | 9-140-3/4W | 9-140-W |
| 10 | 10-140-Y | 10-140-3/4W | 10-140-W |
| 11 | 11-140-Y | 11-140-3/4W | 11-140-W |
| 12 | 12-140-Y | 12-140-3/4W | 12-140-W |
| 13 | 13-140-Y | 13-140-3/4W | 13-140-W |
| 14 | 14-140-Y | 14-140-3/4W | 14-140-W |
| 15 | 15-140-Y | 15-140-3/4W | 15-140-W |
| 16 | 16-140-Y | 16-140-3/4W | 16-140-W |
| 17 | 17-140-Y | 17-140-3/4W | 17-140-W |
| 18 | 18-140-Y | 18-140-3/4W | 18-140-W |
| 19 | 19-140-Y | 19-140-3/4W | 19-140-W |
| 20 | 20-140-Y | 20-140-3/4W | 20-140-W |
| 21 | 21-140-Y | 21-140-3/4W | 21-140-W |
| 22 | 22-140-Y | 22-140-3/4W | 22-140-W |
| 23 | 23-140-Y | 23-140-3/4W | 23-140-W |
| 24 | 24-140-Y | 24-140-3/4W | 24-140-W |
| 25 | 25-140-Y | 25-140-3/4W | 25-140-W |

Solder Terminals can be ordered separately.

| Terminal Type | Catalog No. |
|---------------|-------------|
| “Y” | Y-140 |
| “3/4W” | 3/4W-140 |
| “W” | W-140 |

Marketed exclusively through distribution.

Barrier Blocks Series 140

.375 Density, 5-40 x 3/16"
BH Screw, Open Bottom,
Double Row

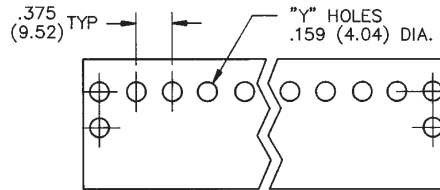
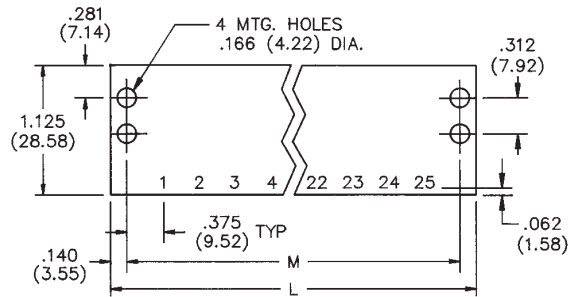


Marker Strips

Dimensions

Standard

"Y" Terminal



Ordering Information

| No. of Terminals | Catalog No. | Catalog No. |
|------------------|-------------|-------------|
| 1 | MS-1-140 | MS-1-140-Y |
| 2 | MS-2-140 | MS-2-140-Y |
| 3 | MS-3-140 | MS-3-140-Y |
| 4 | MS-4-140 | MS-4-140-Y |
| 5 | MS-5-140 | MS-5-140-Y |
| 6 | MS-6-140 | MS-6-140-Y |
| 7 | MS-7-140 | MS-7-140-Y |
| 8 | MS-8-140 | MS-8-140-Y |
| 9 | MS-9-140 | MS-9-140-Y |
| 10 | MS-10-140 | MS-10-140-Y |
| 11 | MS-11-140 | MS-11-140-Y |
| 12 | MS-12-140 | MS-12-140-Y |
| 13 | MS-13-140 | MS-13-140-Y |
| 14 | MS-14-140 | MS-14-140-Y |
| 15 | MS-15-140 | MS-15-140-Y |
| 16 | MS-16-140 | MS-16-140-Y |
| 17 | MS-17-140 | MS-17-140-Y |
| 18 | MS-18-140 | MS-18-140-Y |
| 19 | MS-19-140 | MS-19-140-Y |
| 20 | MS-20-140 | MS-20-140-Y |
| 21 | MS-21-140 | MS-21-140-Y |
| 22 | MS-22-140 | MS-22-140-Y |
| 23 | MS-23-140 | MS-23-140-Y |
| 24 | MS-24-140 | MS-24-140-Y |
| 25 | MS-25-140 | MS-25-140-Y |

Use Standard Marker Strips for "3/4W" and "W" Solder Terminals.

Accessories

- Jumpers
- Fanning Strips

Marketed exclusively through distribution.