


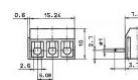
10184.1

PK 500/10/5,08-H GN

PK 500/10/5,08-H GN



M2.6



PCB terminal, Wire protection, No. of poles: 10, Width: 51.4 mm, Colour: Green

Business data

| | |
|--|----------|
| Packaging unit | 50 |
| Quantity unit | PC |
| Packaging type | Carton |
| Type of banding | Without |
| Weight per piece (not including packaging) | 8.46 |
| Weight per piece (including packaging) | 9.16 |
| Unit of weight | G |
| Customs number | 85369010 |
| Country of origin | QU |

10184.1

PK 500/10/5,08-H GN

PK 500/10/5,08-H GN

Technical Data

Dimensions

| | |
|----------------------------|---------|
| Length | 10 mm |
| Length of the pin | 3.7 mm |
| Width | 51.4 mm |
| Width left | 3.14 mm |
| Width right | 2.54 mm |
| Height | 7.5 mm |
| Drill hole diameter | 1.3 mm |
| Diameter of connecting pin | 1 mm |
| Pitch | 5.08 mm |

Ratings

| | |
|-----------------------|---------------------|
| Rated voltage | 250 V |
| Rated current | 17.5 A |
| Rated cross-section | 1.5 mm ² |
| Rated impulse voltage | 2 kV |
| Overvoltage category | III |
| Contamination degree | 3 |

10184.1

PK 500/10/5,08-H GN

PK 500/10/5,08-H GN

Technical Data

Connection data

| | |
|--|--------------------------|
| Connection principle | Wire protection |
| Connection type of PCB | Solder connection |
| Type of attachment to circuit board | Connecting contact |
| Angle of PCB/wire connection | 90° (vertically upwards) |
| No. of poles | 10 |
| Number of levels | 1 |
| Wire cross-section single-core (rigid) / stranded, min. | 0.2 mm ² |
| Wire cross-section single core (rigid)/stranded, max. | 1.5 mm ² |
| Wire cross-section stranded, min. | 0.2 mm ² |
| Wire cross-section stranded, max. | 1.5 mm ² |
| Wire cross-section stranded with wire-end ferrules, min. | 0.2 mm ² |
| Wire cross-section stranded with wire-end ferrules, max. | 1.5 mm ² |
| Wire cross-section AWG, min. | 22 |
| Wire cross-section AWG, max. | 14 |
| Stripping length | 5 mm |
| Screw threading | M 2,6 |
| Torque | 0.4 Nm |

10184.1

PK 500/10/5,08-H GN

PK 500/10/5,08-H GN

Technical Data

Materials

| | |
|---------------------------|-----------------|
| Insulation housing | Polyamide 6.6 |
| Flammability class UL 94 | V-0 |
| Working temperature, min. | -30 °C |
| Working temperature, max. | 105 °C |
| Clamping element | Brass |
| Screws | Steel |
| Wire protection | Stainless steel |

Further technical data

| | |
|--|-----------------------------|
| Storage temperature, min. | -40 °C |
| Storage temperature, max. | 105 °C |
| Insulation resistance | 1*10 ¹³ Ohm x cm |
| Creepage-current resistance | CTI 600 |
| Glow wire flammability index GWFI | GWFI 850 |
| GWFI after-glow time | 30 Sek. |
| Glow wire ignition temperature GWIT | GWIT 775 °C |
| GWIT exposure time | 5 Sek. |
| Connection cycles, in compliance with standard | 5 |
| Recommended wave soldering temperature | 265 °C |

10184.1

PK 500/10/5,08-H GN

PK 500/10/5,08-H GN

Technical Data

Further technical data

| | |
|---|--------|
| Recommended wave soldering duration, min. | 3 Sek. |
|---|--------|

| | |
|---|--------|
| Recommended wave soldering duration, max. | 4 Sek. |
|---|--------|

10184.1

PK 500/10/5,08-H GN

PK 500/10/5,08-H GN

Approvals

cUL Recognized

| | |
|--|-----------------|
| cUL Recognized | CSA 22.2 No.158 |
| cUL Recognized | ✓ |
| cUL Usegroup B: rated voltage | 300 V |
| cUL Usegroup B: rated current | 15 A |
| cUL Usegroup D: rated voltage | 300 V |
| cUL Usegroup D: rated current | 10 A |
| cUL wire cross-section single-core (rigid) AWG, min. | 22 |
| cUL wire cross-section single-core (rigid) AWG, max. | 14 |
| cUL wire cross-section stranded AWG, min. | 14 |
| cUL wire cross-section stranded AWG, max. | 22 |
| cUL torque | 0.400000006 Nm |
| cUL wire material | Cu |

10184.1

PK 500/10/5,08-H GN

PK 500/10/5,08-H GN

Approvals

UL Recognized

| | |
|---|------------|
| UL Recognized | UL 1059 |
| UL Recognized granted | ✓ |
| UL Usegroup B: rated voltage | 300 V |
| UL Usegroup B: rated current | 15 A |
| UL Usegroup D: rated voltage | 300 V |
| UL Usegroup D: rated current | 10 A |
| UL wire cross-section single-core (rigid) AWG, min. | 22 |
| UL wire cross-section single-core (rigid) AWG, max. | 14 |
| UL wire cross-section stranded AWG, min. | 14 |
| UL wire cross-section stranded AWG, max. | 22 |
| UL torque | 3.54 Lb In |
| UL wire material | Cu |
| UL factory wiring | ✓ |
| UL field wiring | ✓ |

10184.1

PK 500/10/5,08-H GN

PK 500/10/5,08-H GN

Approvals

VDE approval

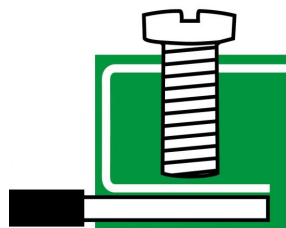
| | |
|---|---------------------|
| VDE approval | DIN EN 60998 |
| VDE approval granted | ✓ |
| VDE rated voltage | 250 V |
| VDE rated current | 17.5 A |
| VDE rated current wire cross-section rigid, max. | 17.5 A |
| VDE rated current wire cross-section stranded, max. | 17.5 A |
| VDE rated impulse voltage | 2 kV |
| VDE wire cross-section rigid, min. | 0.5 mm ² |
| VDE wire cross-section rigid, max. | 1.5 mm ² |
| VDE wire cross-section stranded, min. | 0.5 mm ² |
| VDE wire cross-section stranded, max. | 1.5 mm ² |
| VDE screw threading | M 2,6 |
| VDE torque | 0.4 Nm |
| VDE overvoltage category | III |
| VDE contamination degree | 3 |

10184.1

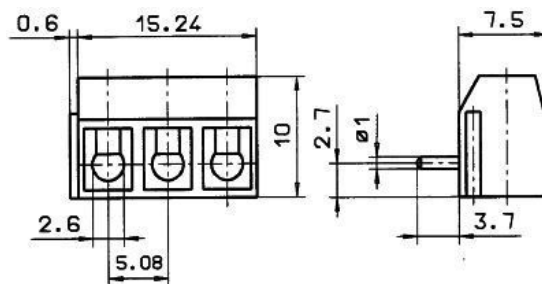
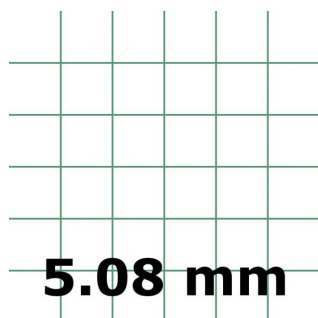
PK 500/10/5,08-H GN

PK 500/10/5,08-H GN

Media



M2.6



CRV[®] US

