

1443.2

SL 35/35 Ex GNYE

SL 35/35 Ex GNYE



Ex protective-earth terminal ATEX-certified Screw connection, Mounting type: Mounting rail TS 35/7.5, Rated cross-section: 35 mm², Width: 16 mm, Colour: Green-yellow

Business data

Product description	Ex protective earthing terminal ATEX-certified
Explosion-proof version (EEx e)	✓
Packaging unit	20
Quantity unit	PC
Weight per piece (not including packaging)	100.4
Weight per piece (including packaging)	103.75
Unit of weight	G
Customs number	85369010
Country of origin	DE

1443.2

SL 35/35 Ex GNYE

SL 35/35 Ex GNYE

Technical Data

Dimensions

Length	58 mm
Width	16 mm
Height TS 35/7.5	71.5 mm

Ratings

Rated cross-section	35 mm ²
Overvoltage category	III
Contamination degree	3

1443.2

SL 35/35 Ex GNYE

SL 35/35 Ex GNYE

Technical Data

Connection data

Connection principle	Screw connection
Connection position	Lateral
Connections	2
Number of terminals per level	2
Number of levels	1
Wire cross-section single-core (rigid) / stranded, min.	2.5 mm ²
Wire cross-section single core (rigid)/stranded, max.	16 mm ²
Wire cross-section stranded, min.	2.5 mm ²
Wire cross-section stranded, max.	35 mm ²
Wire cross-section stranded with wire-end ferrules, min.	2.5 mm ²
Wire cross-section stranded with wire-end ferrules, max.	35 mm ²
Wire cross-section AWG, min.	12
Wire cross-section AWG, max.	2
Stripping length	20 mm
Screw head	Slotted
Screw threading	M 6
Tightening torque, min.	2.5 Nm
Tightening torque, max.	5 Nm

1443.2

SL 35/35 Ex GNYE

SL 35/35 Ex GNYE

Technical Data

Materials

Insulation housing	Polyamide 6.6
--------------------	---------------

Flammability class UL 94	V-2
--------------------------	-----

Working temperature, min.	-40 °C
---------------------------	--------

Working temperature, max.	105 °C
---------------------------	--------

Further technical data

Mounting type	Mounting rail TS 35/7,5
---------------	-------------------------

Gauge plug acc. to EN 60 947-1	B9
--------------------------------	----

1443.2

SL 35/35 Ex GNYE

SL 35/35 Ex GNYE

Approvals

Standards and regulations

Partial certification number	NEMKO ATEX 1136 U
------------------------------	-------------------

EAC approval	TR ZU 004/2011
--------------	----------------

EAC approval granted	✓
----------------------	---

CSA approval

CSA wire cross-section AWG, min.	12
----------------------------------	----

CSA wire cross-section AWG, max.	2
----------------------------------	---

CSA stripping length	20 mm
----------------------	-------

CSAus approval

CSAus wire cross-section AWG, min.	12
------------------------------------	----

CSAus wire cross-section AWG, max.	2
------------------------------------	---

CSAus stripping length	20 mm
------------------------	-------

1443.2

SL 35/35 Ex GNYE

SL 35/35 Ex GNYE

Approvals

KEMA KEUR approval

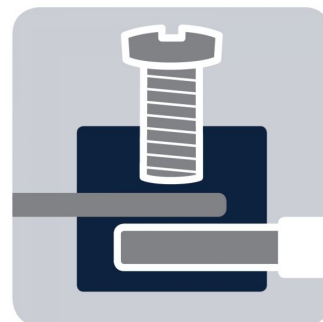
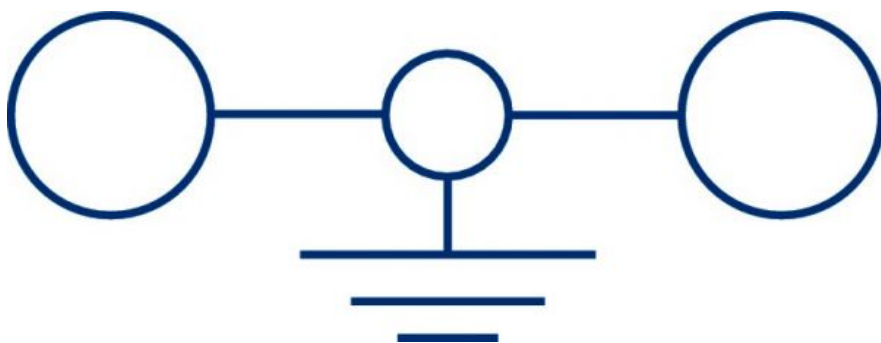
KEMA KEUR approval	EN 60947-7-2
KEMA KEUR approval granted	✓
KEMA wire cross-section single core (rigid), min.	2.5 mm ²
KEMA wire cross-section single-core (rigid), max.	50 mm ²
KEMA wire cross-section stranded, min.	2.5 mm ²
KEMA wire cross-section stranded, max.	35 mm ²

1443.2

SL 35/35 Ex GNYE

SL 35/35 Ex GNYE

Media




1443.2

SL 35/35 Ex GNYE

SL 35/35 Ex GNYE

Accessories

Quick-marking



Terminal marker / Pocket Maxicard, Length: 5 mm,
Width: 6 mm, Colour: White

In general

Order number	Article designation	GTIN (EAN)	Packaging unit
4702.7	PMC SB 6/50 WH	4044211089986	500 PC

Screw driver



Screwdriver with bare blade, Colour: Black-grey

In general

Order number	Article designation	GTIN (EAN)	Packaging unit
1088.0	SDB 1,2x6,5	4044211014810	1 PC
