

1715.2

ZSL 2,5/4A Ex GNYE

ZSL 2,5/4A Ex GNYE



Ex protective-earth terminal ATEX-certified Tension-spring connection, Mounting type: Mounting rail TS 35/7.5, Rated cross-section: 2.5 mm<sup>2</sup>, Width: 5.1 mm, Colour: Green-yellow

## Business data

Product description	Ex protective earthing terminal ATEX-certified
Explosion-proof version (EEx e)	✓
Packaging unit	100
Quantity unit	PC
Weight per piece (not including packaging)	13.4
Weight per piece (including packaging)	14
Unit of weight	G
Customs number	85369010
Country of origin	DE

1715.2

ZSL 2,5/4A Ex GNYE

ZSL 2,5/4A Ex GNYE

## Technical Data

---

### Dimensions

---

Length	83.6 mm
Width	5.1 mm
Height TS 35/7.5	39 mm

### Ratings

---

Rated cross-section	2.5 mm <sup>2</sup>
Overvoltage category	III
Contamination degree	3

1715.2

ZSL 2,5/4A Ex GNYE

ZSL 2,5/4A Ex GNYE

## Technical Data

---

### Connection data

---

Connection principle	Tension-spring connection
Connection position	Diagonal
Connections	4
Number of terminals per level	4
Number of levels	1
Wire cross-section single-core (rigid) / stranded, min.	0.5 mm <sup>2</sup>
Wire cross-section single core (rigid)/stranded, max.	4 mm <sup>2</sup>
Wire cross-section stranded, min.	0.5 mm <sup>2</sup>
Wire cross-section stranded, max.	4 mm <sup>2</sup>
Wire cross-section stranded with wire-end ferrules, min.	0.5 mm <sup>2</sup>
Wire cross-section stranded with wire-end ferrules, max.	2.5 mm <sup>2</sup>
Wire cross-section AWG, min.	20
Wire cross-section AWG, max.	12
Stripping length	10 mm

### Materials

---

Insulation housing	Polyamide 6.6
Flammability class UL 94	V-0
Working temperature, min.	-40 °C

1715.2

ZSL 2,5/4A Ex GNYE

ZSL 2,5/4A Ex GNYE

## Technical Data

---

### Materials

---

Working temperature, max.	120 °C
---------------------------	--------

---

### Further technical data

---

Mounting type	Mounting rail TS 35/7,5
---------------	-------------------------

---

Gauge plug acc. to EN 60 947-1	A3
--------------------------------	----

---

End plate required	✓
--------------------	---

---

Number of test pick-off options	2
---------------------------------	---

---

1715.2

ZSL 2,5/4A Ex GNYE

ZSL 2,5/4A Ex GNYE

## Approvals

---

### Standards and regulations

---

Partial certification number	TÜV ATEX 7093 U
EAC approval	TR ZU 004/2011
EAC approval granted	✓

### CSA approval

---

CSA approval	C22.2 No 158
CSA approval granted	✓
CSA wire cross-section AWG, min.	20
CSA wire cross-section AWG, max.	12
CSA stripping length	10 mm

### CSAus approval

---

CSAus approval	UL 1059
CSAus approval granted	✓
CSAus wire cross-section AWG, min.	20
CSAus wire cross-section AWG, max.	12
CSAus stripping length	10 mm

1715.2

ZSL 2,5/4A Ex GNYE

ZSL 2,5/4A Ex GNYE

## Approvals

---

### cUL Recognized

---

cUL Recognized	C22.2 No 158
cUL Recognized	✓
cUL wire cross-section single-core (rigid) AWG, min.	20
cUL wire cross-section single-core (rigid) AWG, max.	12
cUL wire cross-section stranded AWG, min.	20
cUL wire cross-section stranded AWG, max.	12
cUL wire material	Cu

### German Lloyd approval

---

GL approval	IEC 60947-7-2
GL approval granted	✓
GL wire cross-section single core (rigid), min.	2.5 mm <sup>2</sup>
GL wire cross-section single-core (rigid), max.	4 mm <sup>2</sup>
GL wire cross-section, min.	2.5 mm <sup>2</sup>
GL wire cross-section stranded, max.	4 mm <sup>2</sup>
GL environmental category	C

1715.2

ZSL 2,5/4A Ex GNYE

ZSL 2,5/4A Ex GNYE

## Approvals

---

### KEMA KEUR approval

---

KEMA KEUR approval	EN 60947-7-2
KEMA KEUR approval granted	✓
KEMA wire cross-section single core (rigid), min.	0.5 mm <sup>2</sup>
KEMA wire cross-section single-core (rigid), max.	4 mm <sup>2</sup>
KEMA wire cross-section stranded, min.	0.5 mm <sup>2</sup>
KEMA wire cross-section stranded, max.	4 mm <sup>2</sup>

### UL Recognized

---

UL Recognized	UL 1059
UL Recognized granted	✓
UL wire cross-section single-core (rigid) AWG, min.	20
UL wire cross-section single-core (rigid) AWG, max.	12
UL wire cross-section stranded AWG, min.	20
UL wire cross-section stranded AWG, max.	12
UL wire material	Cu
UL factory wiring	✓
UL field wiring	✓


1715.2

ZSL 2,5/4A Ex GNYE

ZSL 2,5/4A Ex GNYE

## Media

---



**EAC**





1715.2

ZSL 2,5/4A Ex GNYE

ZSL 2,5/4A Ex GNYE

## Media

---



1715.2

ZSL 2,5/4A Ex GNYE

ZSL 2,5/4A Ex GNYE

## Accessories

---

### End plate

---



End plate, Width: 2 mm, Colour: Beige

### In general

Order number	Article designation	GTIN (EAN)	Packaging unit
3702.2	ZAP 2,5/4A	4044211060091	50 PC

### Actuating tool

---



Actuating tool, No. of poles: 1, Colour: Black

### In general

Order number	Article designation	GTIN (EAN)	Packaging unit
3808.0	BWMA 1 (0,5 x 3,5 mm)	4044211078850	1 PC

1715.2

ZSL 2,5/4A Ex GNYE


ZSL 2,5/4A Ex GNYE

## Accessories

---

### End bracket

---



End stop, Mounting type: Mounting rail TS 35/7.5 and TS 35/15, Width: 6 mm, Colour: Beige

### In general

Order number	Article designation	GTIN (EAN)	Packaging unit
3748.2	ZES 35	4044211060572	50 PC

---

### Test adapter

---



Test adapter, Pitch size: 5.1 mm, Colour: Beige

### In general

Order number	Article designation	GTIN (EAN)	Packaging unit
3740.2	ZTA 2,5	4044211060497	10 PC

---

1715.2

ZSL 2,5/4A Ex GNYE


ZSL 2,5/4A Ex GNYE

## Accessories

---

### Quick-marking

---



Terminal marker / Pocket Maxicard, Length: 5 mm,  
Width: 5 mm, Colour: White

### In general

Order number	Article designation	GTIN (EAN)	Packaging unit
4600.7	PMC SB 5/50 WH	4044211088903	500 PC

---

### Fourfold-cover

---



Cover, Length: 6.7 mm, Width: 20.4 mm, Colour:  
Yellow

### In general

Order number	Article designation	GTIN (EAN)	Packaging unit
3706.0	ZAD 2,5/4/B	4044211060244	20 PC

---