


3525.2

ZSL 4/2A GNYE

ZSL 4/2A GNYE



Protective earth terminal, Tension-spring connection, Mounting type: Mounting rail TS 35/7.5, Rated cross-section: 4 mm², Width: 6.1 mm, Colour: Green-yellow

Business data

Product description	Protective earth terminal
Packaging unit	100
Quantity unit	PC
Weight per piece (not including packaging)	14.2
Weight per piece (including packaging)	14.8
Unit of weight	G
Customs number	85369010
Country of origin	DE

3525.2

ZSL 4/2A GNYE

ZSL 4/2A GNYE

Technical Data

Dimensions

Length	64 mm
Width	6.1 mm
Height TS 35/7.5	42 mm

Ratings

Rated cross-section	4 mm ²
Overvoltage category	III
Contamination degree	3

3525.2

ZSL 4/2A GNYE

ZSL 4/2A GNYE

Technical Data

Connection data

Connection principle	Tension-spring connection
Connection position	Diagonal
Connections	2
Number of terminals per level	2
Number of levels	1
Wire cross-section single-core (rigid) / stranded, min.	0.5 mm ²
Wire cross-section single core (rigid)/stranded, max.	6 mm ²
Wire cross-section stranded, min.	0.6 mm ²
Wire cross-section stranded, max.	6 mm ²
Wire cross-section stranded with wire-end ferrules, min.	0.5 mm ²
Wire cross-section stranded with wire-end ferrules, max.	4 mm ²
Wire cross-section AWG, min.	20
Wire cross-section AWG, max.	10
Stripping length	12 mm

Materials

Insulation housing	Polyamide 6.6
Flammability class UL 94	V-0
Working temperature, min.	-40 °C

3525.2

ZSL 4/2A GNYE

ZSL 4/2A GNYE

Technical Data

Materials

Working temperature, max.	120 °C
---------------------------	--------

Further technical data

Mounting type	Mounting rail TS 35/7,5
---------------	-------------------------

Gauge plug acc. to EN 60 947-1	A4
--------------------------------	----

End plate required	✓
--------------------	---

Number of test pick-off options	2
---------------------------------	---

3525.2

ZSL 4/2A GNYE

ZSL 4/2A GNYE

Approvals

Standards and regulations

EAC approval	TR ZU 004/2011
--------------	----------------

EAC approval granted	✓
----------------------	---

CSA approval

CSA approval	C22.2 No 158
--------------	--------------

CSA approval granted	✓
----------------------	---

CSA wire cross-section AWG, min.	20
----------------------------------	----

CSA wire cross-section AWG, max.	10
----------------------------------	----

CSA stripping length	10 mm
----------------------	-------

CSAus approval

CSAus approval	UL 1059
----------------	---------

CSAus approval granted	✓
------------------------	---

CSAus wire cross-section AWG, min.	20
------------------------------------	----

CSAus wire cross-section AWG, max.	10
------------------------------------	----

CSAus stripping length	10 mm
------------------------	-------

3525.2

ZSL 4/2A GNYE

ZSL 4/2A GNYE

Approvals

cUL Recognized

cUL Recognized	C22.2 No 158
cUL Recognized	✓
cUL wire cross-section single-core (rigid) AWG, min.	20
cUL wire cross-section single-core (rigid) AWG, max.	10
cUL wire cross-section stranded AWG, min.	20
cUL wire cross-section stranded AWG, max.	10
cUL wire material	Cu

German Lloyd approval

GL approval	IEC 60947-7-2
GL approval granted	✓
GL wire cross-section single core (rigid), min.	4 mm ²
GL wire cross-section single-core (rigid), max.	6 mm ²
GL wire cross-section, min.	4 mm ²
GL wire cross-section stranded, max.	6 mm ²
GL environmental category	C

3525.2

ZSL 4/2A GNYE

ZSL 4/2A GNYE

Approvals

KEMA KEUR approval

KEMA KEUR approval	EN 60947-7-2
KEMA KEUR approval granted	✓
KEMA wire cross-section single core (rigid), min.	0.5 mm ²
KEMA wire cross-section single-core (rigid), max.	6 mm ²
KEMA wire cross-section stranded, min.	0.5 mm ²
KEMA wire cross-section stranded, max.	6 mm ²

UL Recognized

UL Recognized	UL 1059
UL Recognized granted	✓
UL wire cross-section single-core (rigid) AWG, min.	20
UL wire cross-section single-core (rigid) AWG, max.	10
UL wire cross-section stranded AWG, min.	20
UL wire cross-section stranded AWG, max.	10
UL wire material	Cu
UL factory wiring	✓
UL field wiring	✓

3525.2

ZSL 4/2A GNYE

ZSL 4/2A GNYE

Media



EAC



3525.2

ZSL 4/2A GNYE

ZSL 4/2A GNYE

Media



3525.2

ZSL 4/2A GNYE

ZSL 4/2A GNYE

Accessories

End plate




End plate, Width: 2 mm, Colour: Beige

In general

Order number	Article designation	GTIN (EAN)	Packaging unit
3703.2	ZAP 4/2A	4044211060138	50 PC

End bracket



End stop, Mounting type: Mounting rail TS 35/7.5 and TS 35/15, Width: 6 mm, Colour: Beige

In general

Order number	Article designation	GTIN (EAN)	Packaging unit
3748.2	ZES 35	4044211060572	50 PC

3525.2

ZSL 4/2A GNYE

ZSL 4/2A GNYE

Accessories

Test adapter




Test adapter, Pitch size: 6.1 mm, Colour: Beige

In general

Order number	Article designation	GTIN (EAN)	Packaging unit
3741.2	ZTA 4	4044211060503	10 PC

Quick-marking



Terminal marker / Pocket Maxicard, Length: 5 mm,
Width: 6 mm, Colour: White

In general

Order number	Article designation	GTIN (EAN)	Packaging unit
4702.7	PMC SB 6/50 WH	4044211089986	500 PC

3525.2

ZSL 4/2A GNYE

ZSL 4/2A GNYE

Accessories

Screw driver




Screwdriver with bare blade, Colour: Black-grey

In general

Order number	Article designation	GTIN (EAN)	Packaging unit
1086.0	SDB 0,6x3,5	4044211014797	1 PC

Fourfold-cover



Cover, Length: 8 mm, Width: 24.4 mm, Colour: Yellow

In general

Order number	Article designation	GTIN (EAN)	Packaging unit
3707.0	ZAD 4/4/B	4044211060251	20 PC