

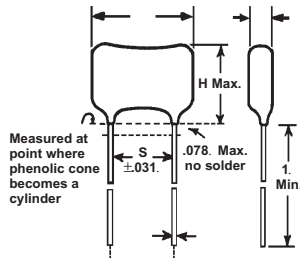


Type CDA15 Especially for Reel-Packed, Mica Capacitors

Best Value Choice for Auto Insertion Applications



Type CDA15 is designed especially for auto-insertion and is the best value choice for tape and reel and ammo-pack feed systems. CDA15 is used in commercial and industrial applications requiring high stability, high Q and close capacitance tolerances. Type CDA15 is ideal for tuned circuits, delay lines and filter circuits.



Highlights

- ◆ Available on tape/reel or ammo pack
- ◆ High temperature — up to 150 °C
- ◆ 100,000 V/μs dV/dt pulse capability minimum
- ◆ Non-flammable units that meet IEC 695-2-2 are available.
- ◆ 0.200" lead spacing

[Click here to see ordering information](#)

Specifications

Capacitance Range	1 pF to 1,500pF
Capacitance Tolerance	±½ pF (D), ±1 pF (C), ±½% (E), ±1% (F), ±2% (G), ±5% (J)
Rated Voltage	100 Vdc to 500 Vdc
Operating Temperature Range	-55 °C to +125 °C (O), -55 °C to +150 °C (P)
Lead Material	Copper
RoHS Compliant	

Ratings

Cap (pF)	Catalog Part Number	L In (mm)	H In (mm)	T In (mm)	Cap (pF)	Catalog Part Number	L In (mm)	H In (mm)	T In (mm)
100 Vdc .200" (5.1) L/S					500 Vdc .200" (5.1) L/S				
910	CDA15FA911J03F	.450 (11.4)	.400 (10.2)	.170 (4.3)	39	CDA15ED390J03F	.430 (10.9)	.360 (9.1)	.140 (3.6)
1000	CDA15FA102J03F	.450 (11.4)	.400 (10.2)	.170 (4.3)	43	CDA15ED430J03F	.430 (10.9)	.360 (9.1)	.140 (3.6)
1100	CDA15FA112J03F	.460 (11.7)	.400 (10.2)	.180 (4.6)	47	CDA15ED470J03F	.430 (10.9)	.360 (9.1)	.140 (3.6)
1200	CDA15FA122J03F	.460 (11.7)	.420 (10.7)	.180 (4.6)	50	CDA15ED500J03F	.430 (10.9)	.360 (9.1)	.140 (3.6)
1500	CDA15FA152J03F	.460 (11.7)	.430 (10.9)	.180 (4.6)	51	CDA15ED510J03F	.430 (10.9)	.360 (9.1)	.140 (3.6)
300 Vdc .200" (5.1) L/S					500 Vdc .200" (5.1) L/S				
560	CDA15FC561J03F	.450 (11.4)	.380 (9.7)	.160 (4.1)	56	CDA15ED560J03F	.430 (10.9)	.360 (9.1)	.140 (3.6)
620	CDA15FC621J03F	.450 (11.4)	.380 (9.7)	.160 (4.1)	62	CDA15ED620J03F	.430 (10.9)	.360 (9.1)	.140 (3.6)
680	CDA15FC681J03F	.450 (11.4)	.390 (9.9)	.160 (4.1)	68	CDA15ED680J03F	.430 (10.9)	.360 (9.1)	.140 (3.6)
750	CDA15FC751J03F	.450 (11.4)	.390 (9.9)	.170 (4.3)	75	CDA15ED750J03F	.430 (10.9)	.360 (9.1)	.140 (3.6)
820	CDA15FC821J03F	.450 (11.4)	.390 (9.9)	.170 (4.3)	82	CDA15ED820J03F	.430 (10.9)	.360 (9.1)	.140 (3.6)
500 Vdc .200" (5.1) L/S					500 Vdc .200" (5.1) L/S				
1	CDA15CD010D03F	.430 (10.9)	.360 (9.1)	.140 (3.6)	91	CDA15FD910J03F	.440 (11.2)	.360 (9.1)	.150 (3.8)
2	CDA15CD020D03F	.430 (10.9)	.360 (9.1)	.140 (3.6)	100	CDA15FD101J03F	.440 (11.2)	.360 (9.1)	.150 (3.8)
3	CDA15CD030D03F	.430 (10.9)	.360 (9.1)	.140 (3.6)	110	CDA15FD111J03F	.440 (11.2)	.360 (9.1)	.150 (3.8)
4	CDA15CD040D03F	.430 (10.9)	.360 (9.1)	.140 (3.6)	120	CDA15FD121J03F	.440 (11.2)	.360 (9.1)	.150 (3.8)
5	CDA15CD050D03F	.430 (10.9)	.360 (9.1)	.140 (3.6)	130	CDA15FD131J03F	.440 (11.2)	.360 (9.1)	.150 (3.8)
6	CDA15CD060D03F	.430 (10.9)	.360 (9.1)	.140 (3.6)	150	CDA15FD151J03F	.440 (11.2)	.360 (9.1)	.150 (3.8)
7	CDA15CD070D03F	.430 (10.9)	.360 (9.1)	.140 (3.6)	160	CDA15FD161J03F	.440 (11.2)	.360 (9.1)	.150 (3.8)
8	CDA15CD080D03F	.430 (10.9)	.360 (9.1)	.140 (3.6)	180	CDA15FD181J03F	.440 (11.2)	.360 (9.1)	.160 (4.1)
10	CDA15CD100J03F	.430 (10.9)	.360 (9.1)	.140 (3.6)	200	CDA15FD201J03F	.440 (11.2)	.360 (9.1)	.160 (4.1)
12	CDA15CD120J03F	.430 (10.9)	.360 (9.1)	.140 (3.6)	220	CDA15FD221J03F	.440 (11.2)	.360 (9.1)	.160 (4.1)
15	CDA15CD150J03F	.430 (10.9)	.360 (9.1)	.140 (3.6)	240	CDA15FD241J03F	.440 (11.2)	.360 (9.1)	.160 (4.1)
18	CDA15CD180J03F	.430 (10.9)	.360 (9.1)	.140 (3.6)	250	CDA15FD251J03F	.440 (11.2)	.360 (9.1)	.160 (4.1)
20	CDA15ED200J03F	.430 (10.9)	.360 (9.1)	.140 (3.6)	270	CDA15FD271J03F	.440 (11.2)	.360 (9.1)	.160 (4.1)
22	CDA15ED220J03F	.430 (10.9)	.360 (9.1)	.140 (3.6)	300	CDA15FD301J03F	.440 (11.2)	.360 (9.1)	.160 (4.1)
24	CDA15ED240J03F	.430 (10.9)	.360 (9.1)	.140 (3.6)	330	CDA15FD331J03F	.440 (11.2)	.360 (9.1)	.160 (4.1)
27	CDA15ED270J03F	.430 (10.9)	.360 (9.1)	.140 (3.6)	360	CDA15FD361J03F	.440 (11.2)	.370 (9.4)	.160 (4.1)
30	CDA15ED300J03F	.430 (10.9)	.360 (9.1)	.140 (3.6)	390	CDA15FD391J03F	.440 (11.2)	.370 (9.4)	.160 (4.1)
33	CDA15ED330J03F	.430 (10.9)	.360 (9.1)	.140 (3.6)	430	CDA15FD431J03F	.440 (11.2)	.380 (9.7)	.160 (4.1)
36	CDA15ED360J03F	.430 (10.9)	.360 (9.1)	.140 (3.6)	470	CDA15FD471J03F	.440 (11.2)	.380 (9.7)	.160 (4.1)
					500	CDA15FD501J03F	.440 (11.2)	.380 (9.7)	.160 (4.1)
					510	CDA15FD511J03F	.440 (11.2)	.380 (9.7)	.160 (4.1)

Type CDA15 Especially for Reel-Packed, Mica Capacitors

Notice and Disclaimer: All product drawings, descriptions, specifications, statements, information and data (collectively, the "Information") in this datasheet or other publication are subject to change. The customer is responsible for checking, confirming and verifying the extent to which the Information contained in this datasheet or other publication is applicable to an order at the time the order is placed. All Information given herein is believed to be accurate and reliable, but it is presented without any guarantee, warranty, representation or responsibility of any kind, expressed or implied. Statements of suitability for certain applications are based on the knowledge that the Cornell Dubilier company providing such statements ("Cornell Dubilier") has of operating conditions that such Cornell Dubilier company regards as typical for such applications, but are not intended to constitute any guarantee, warranty or representation regarding any such matter – and Cornell Dubilier specifically and expressly disclaims any guarantee, warranty or representation concerning the suitability for a specific customer application, use, storage, transportation, or operating environment. The Information is intended for use only by customers who have the requisite experience and capability to determine the correct products for their application. Any technical advice inferred from this Information or otherwise provided by Cornell Dubilier with reference to the use of any Cornell Dubilier products is given gratis (unless otherwise specified by Cornell Dubilier), and Cornell Dubilier assumes no obligation or liability for the advice given or results obtained. Although Cornell Dubilier strives to apply the most stringent quality and safety standards regarding the design and manufacturing of its products, in light of the current state of the art, isolated component failures may still occur. Accordingly, customer applications which require a high degree of reliability or safety should employ suitable designs or other safeguards (such as installation of protective circuitry or redundancies or other appropriate protective measures) in order to ensure that the failure of an electrical component does not result in a risk of personal injury or property damage. Although all product-related warnings, cautions and notes must be observed, the customer should not assume that all safety measures are indicated in such warnings, cautions and notes, or that other safety measures may not be required.