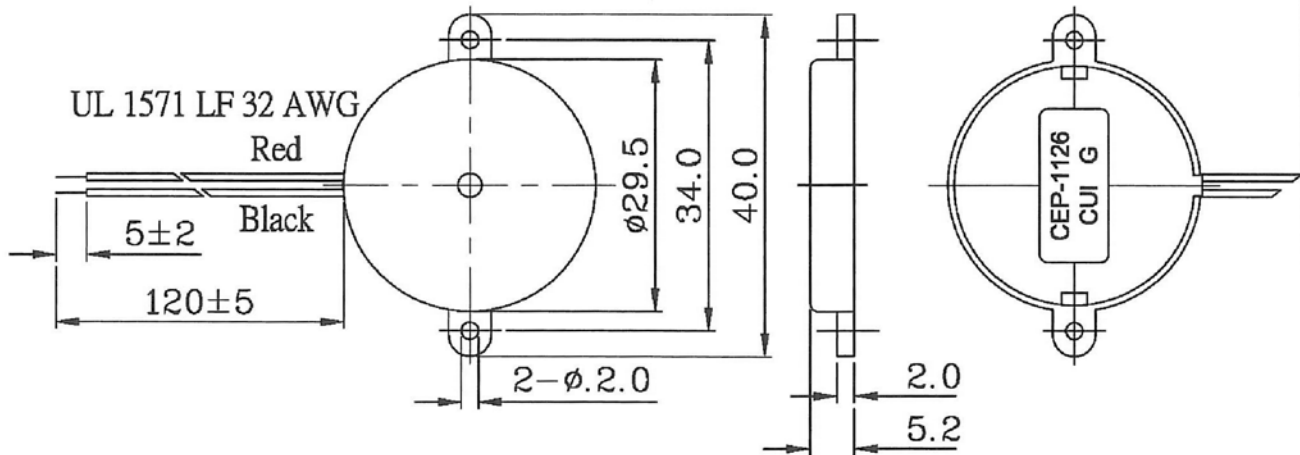



Specifications

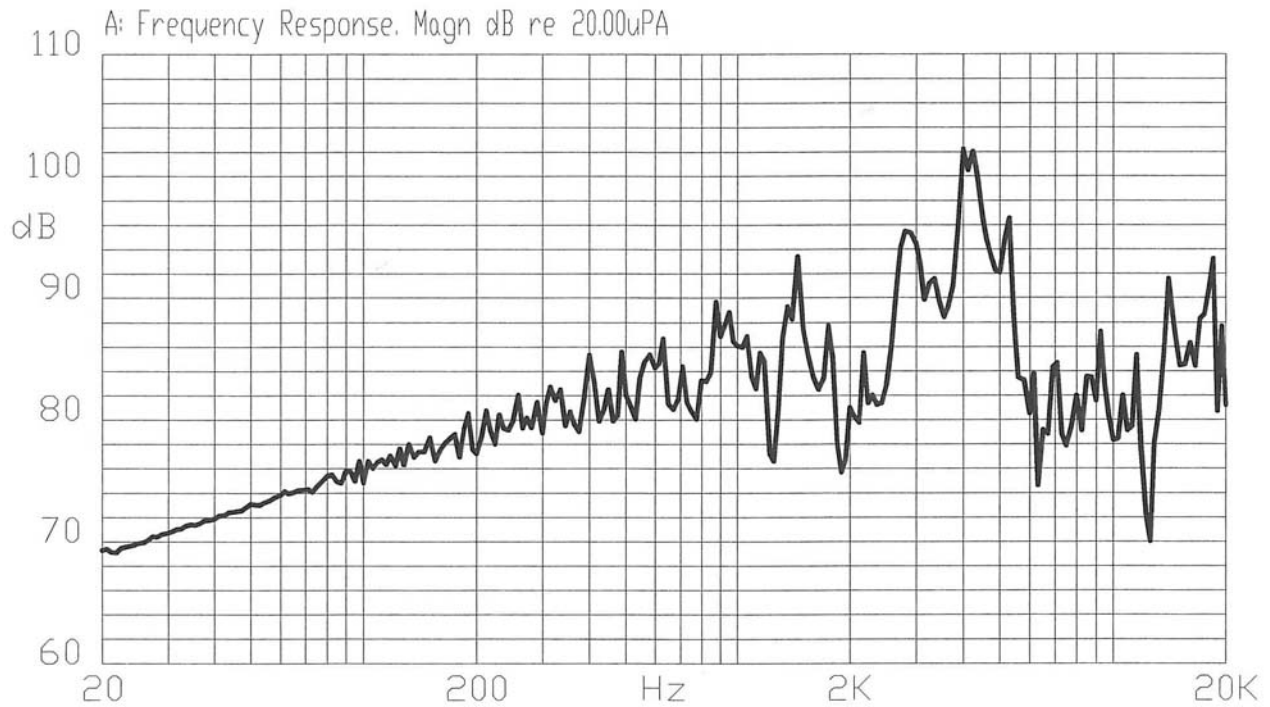
Operating voltage	30 Vp-p max.	
Current consumption	10 mA max.	at 10 Vp-p, square wave, 2.8 KHz
Sound pressure level	92 db min.	at 10 cm / 10 Vp-p, square wave, 2.8 KHz
Electrostatic capacitance	18,000 pF \pm 30%	at 1 KHz / 1 V
Operating temperature	-30 ~ +85° C	
Storage temperature	-40 ~ +95° C	
Dimensions	ϕ 29.5 x H5.2 mm	
Weight	5.6 g max.	
Material	ABS UL-94 1/16" HB High Heat (Black)	
Terminal	Wire type	
RoHS	yes	

Appearance Drawing

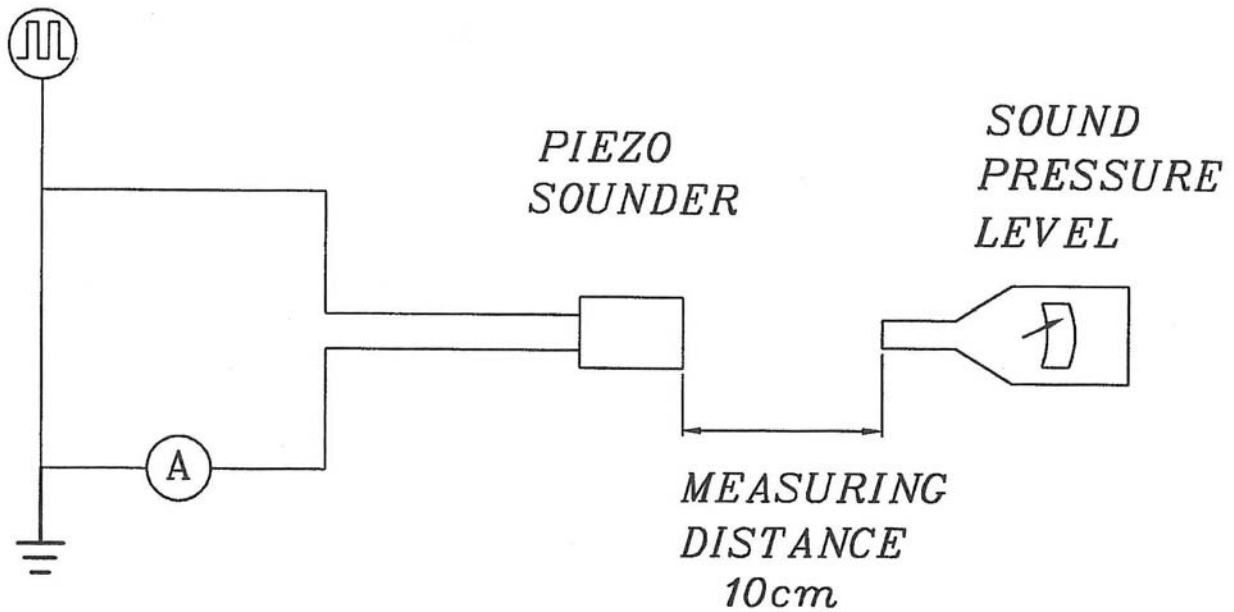
 Tolerance: \pm 0.5




Typical Frequency Response Curve



Measurement Method



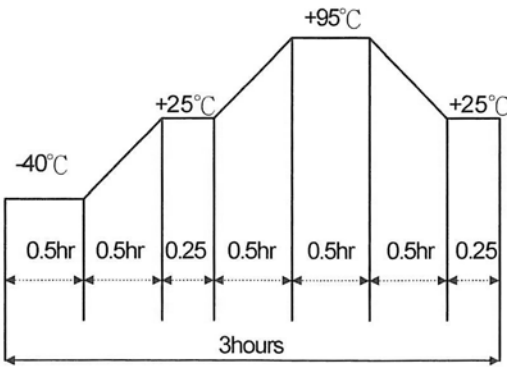
S.P.L. Measuring Circuit
Input Signal: 10 V p-p, 2.8 KHz, Square Wave
Mic: RION UC 30
S.G.: Hewlett Packard 33120A Function Generator or equivalent

Mechanical Characteristics

Item	Test Condition	Evaluation Standard
Solderability	Lead terminals are immersed in rosin for 5 seconds and then immersed in solder bath of $270 \pm 5^{\circ}\text{C}$ for 3 ± 0.5 seconds.	90% min. of the lead terminals will be wet with solder. (Except the edge of the terminal)
Terminal Mechanical Strength	The pull force should be applied to the double lead wire: Horizontal 3.0N (0.306kg) for 30 seconds Vertical 2.0N (0.204kg) for 30 seconds	No damage or cutting off.
Vibration	The buzzer should be measured after applying a vibration amplitude of 1.5 mm with 10 to 55 Hz band of vibration frequency to each of the 3 perpendicular directions for 2 hours.	The value of oscillation frequency/current consumption should be $\pm 10\%$ of the initial measurements. The SPL should be within $\pm 10\text{dB}$ compared with the initial measurement.
Drop Test	The part will be dropped from a height of 75 cm onto a 40 mm thick wooden board 3 times in 3 axes (X, Y, Z) for a total of 9 drops.	

Environment Test

Item	Test Condition	Evaluation Standard
High temp. test	After being placed in a chamber at $+95^{\circ}\text{C}$ for 240 hours.	The buzzer will be measured after being placed at $+25^{\circ}\text{C}$ for 4 hours. The value of the oscillation frequency/current consumption should be $\pm 10\%$ compared to the initial measurements. The SPL should be within $\pm 10\text{dB}$ compared to the initial measurements.
Low temp. test	After being placed in a chamber at -40°C for 240 hours.	
Humidity test	After being placed in a chamber at $+40^{\circ}\text{C}$ and $90 \pm 5\%$ relative humidity for 240 hours.	
Temp. cycle test	The part shall be subjected to 5 cycles. One cycle will consist of:	



The diagram illustrates a temperature cycle over a total duration of 3 hours. The cycle starts at -40°C for 0.5 hours. It then ramps up to $+25^{\circ}\text{C}$ over 0.5 hours, stays at $+25^{\circ}\text{C}$ for 0.25 hours, ramps up to $+95^{\circ}\text{C}$ over 0.5 hours, stays at $+95^{\circ}\text{C}$ for 0.5 hours, ramps down to $+25^{\circ}\text{C}$ over 0.5 hours, stays at $+25^{\circ}\text{C}$ for 0.5 hours, and finally ramps down to -40°C over 0.25 hours. The total cycle time is 3 hours.



Reliability Test

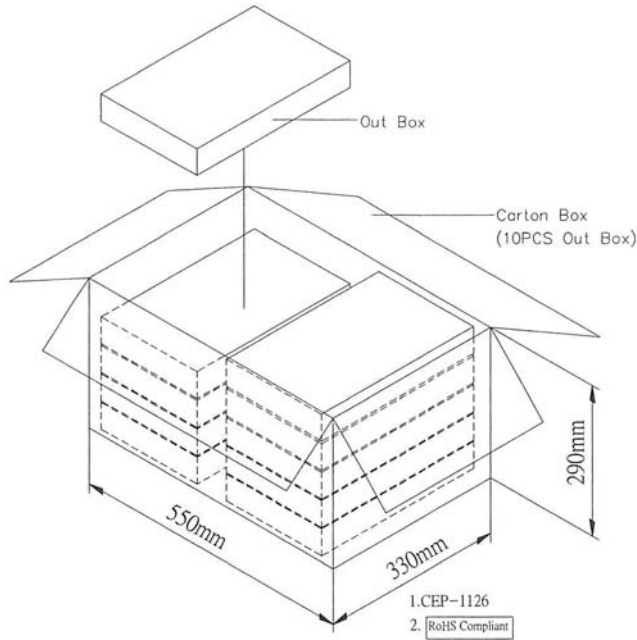
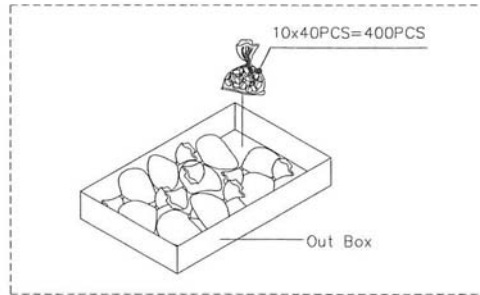
Item	Test Condition	Evaluation Standard
Operating (Life Test)	<p>1. Continuous life test: The part will be subjected to 48 hours of continuous operation at +70°C with rated voltage applied.</p> <p>2. Intermittent life test: A duty cycle of 1 minute on, 1 minute off, a minimum of 5,000 times at room temp (+25 ±2°C) with rated voltage applied.</p>	The buzzer will be measured after being placed at +25°C for 4 hours. The value of the oscillation frequency/current consumption should be ±10% compared to the initial measurements. The SPL should be within ±10dB compared to the initial measurements.

Test Conditions

Standard Test Condition	a) Temperature: +5 ~ +35°C	b) Humidity: 45 - 85%	c) Pressure: 860-1060 mbar
Judgement Test Condition	a) Temperature: +25 ±2°C	b) Humidity: 60 - 70%	c) Pressure: 860-1060 mbar



Packaging



Out Box	310mmx248mmx49mm	1x400PCS=400PCS
Carton Box	550mmx330mmx290mm	400PCSx10=4000PCS