

**PART NUMBER:** CPE-827

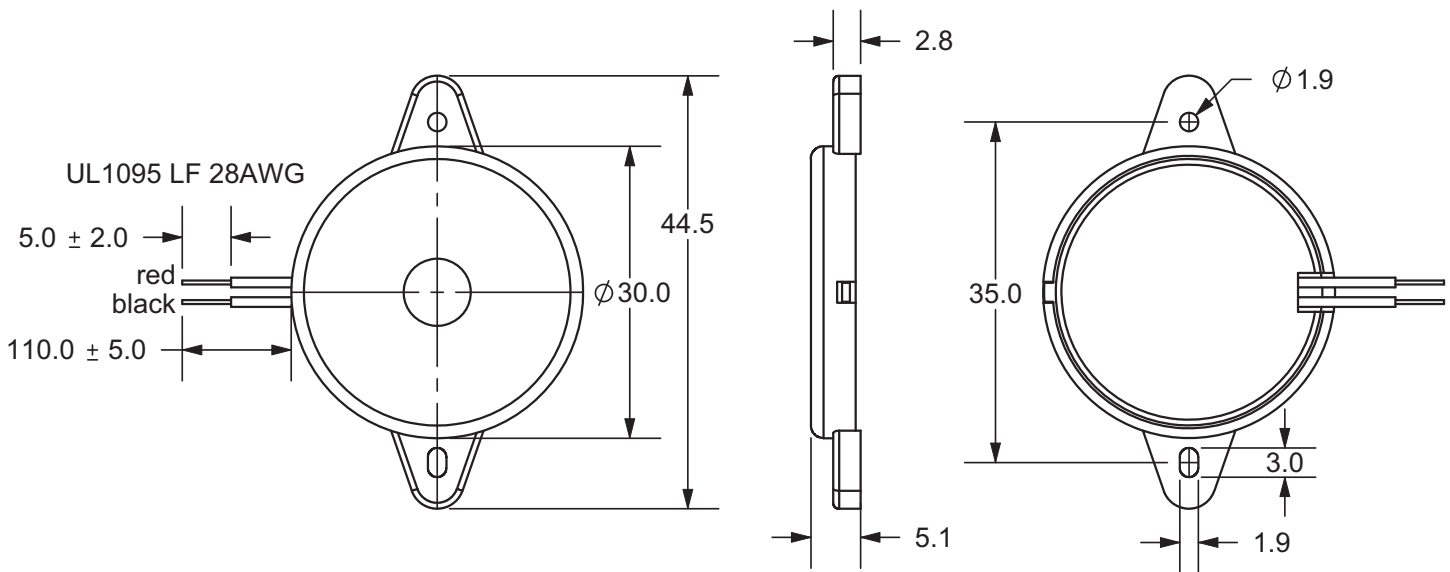
**DESCRIPTION:** piezo audio transducer

**SPECIFICATONS**

operating voltage	50 Vp-p max.	
current consumption	11 mA max.	at 10 Vp-p, sqare wave, 4.5 KHz
sound pressure level	97 db min.	at 10 cm/10 Vp-p, sqare wave, 4.5 KHz
electrostatic capacity	18,000 ± 30%	at 1 KHz/1 V
operating temperature	-30 ~ +85° C	
storage temprature	-40 ~ +95° C	
dimensions	Ø30.0 x H5.1 mm	
weight	4.7 g max.	
material	ABS UL-94 1/16" HB high heat (black)	
terminal	wire type	
RoHS	yes	

**APPEARANCE DRAWING**

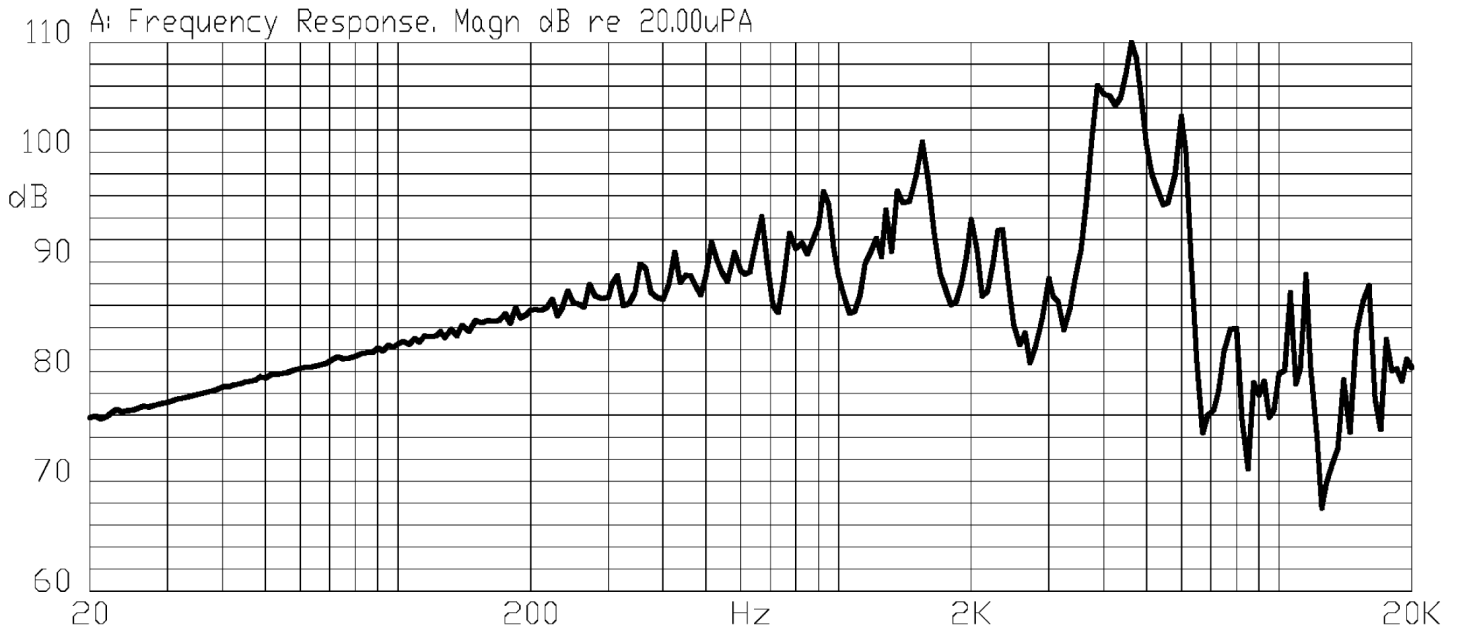
tolerance: ±0.5  
units: mm



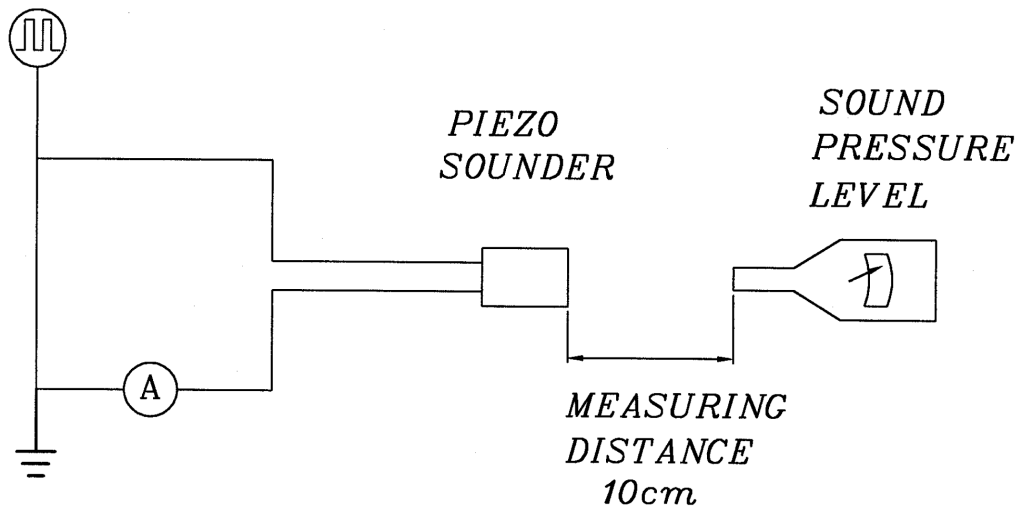
**PART NUMBER:** CPE-827

**DESCRIPTION:** piezo audio transducer

### FREQUENCY RESPONSE CURVE



### MEASUREMENT METHOD



S.P.L. Measuring Circuit  
Input Signal: 10 Vp-p, 4.5 KHz, square wave  
Mic: RION S.P.L. meter UC30 or equivalent  
S.G.: Hewlett Packard 33120A function generator or equivalent



**PART NUMBER:** CPE-827

**DESCRIPTION:** piezo audio transducer

**MECHANICAL CHARACTERISTICS**

item	test condition	evaluation standard
solderability	Stripped wires are immersed in rosin for 5 seconds and then immersed in solder bath of 270 ±5°C for 3 ±1 seconds.	90% min. of the lead terminals will be wet with solder (except the edge of the terminal).
lead wire pull strength	The pull force shall be applied to lead wire: Horizontal 3.0N for 30 seconds Vertical 2.0N for 30 seconds	No damage or cutting off.
vibration	The buzzer shall be measured after applying a vibration amplitude of 1.5 mm with 10 to 55 Hz band of vibration frequency to each of the 3 perpendicular directions for 2 hours.	The value of oscillation frequency/current consumption should be ±10% of the initial measurements. The SPL should be within ±10dB compared with the initial measurement.
drop test	The part will be dropped from a height of 75 cm onto a 40 mm thick wooden board 3 times in 3 axes (X, Y, Z) for a total of 9 drops.	

**ENVIRONMENT TEST**

item	test condition	evaluation standard
high temp. test	After being placed in a chamber at +95°C for 240 hours.	The buzzer will be measured after being placed at +25°C for 4 hours. The value of the oscillation frequency/current consumption should be ±10% compared to the initial measurements. The SPL should be within ±10dB compared to the initial measurements.
low temp. test	After being placed in a chamber at -40°C for 240 hours.	
humidity test	After being placed in a chamber at +40°C and 90±5% relative humidity for 240 hours.	
temp. cycle test	The part shall be subjected to 5 cycles. One cycle will consist of:	
	<p>The diagram shows a temperature profile over a 3-hour period. It starts at -40°C, ramps up to +25°C in 0.5 hours, dwells at +25°C for 0.25 hours, ramps up to +125°C in 0.5 hours, dwells at +125°C for 0.5 hours, ramps down to +25°C in 0.5 hours, and dwells at +25°C for 0.25 hours. The total duration is 3 hours.</p>	



**PART NUMBER:** CPE-827

**DESCRIPTION:** piezo audio transducer

**RELIABILITY TEST**

<b>item</b>	<b>test condition</b>	<b>evaluation standard</b>
operating (life test)	1. Continuous life test: The part will be subjected to 48 hours of continuous operation at +70°C with rated voltage applied.  2. Intermittent life test: A duty cycle of 1 minute on, 1 minutes off, a minimum of 5,000 times at room temp (+25 ±2°C) with rated voltage applied.	The buzzer will be measured after being placed at +25°C for 4 hours. The value of the oscillation frequency/current consumption should be ±10% compared to the initial measurements. The SPL should be within ±10dB compared to the initial measurements.

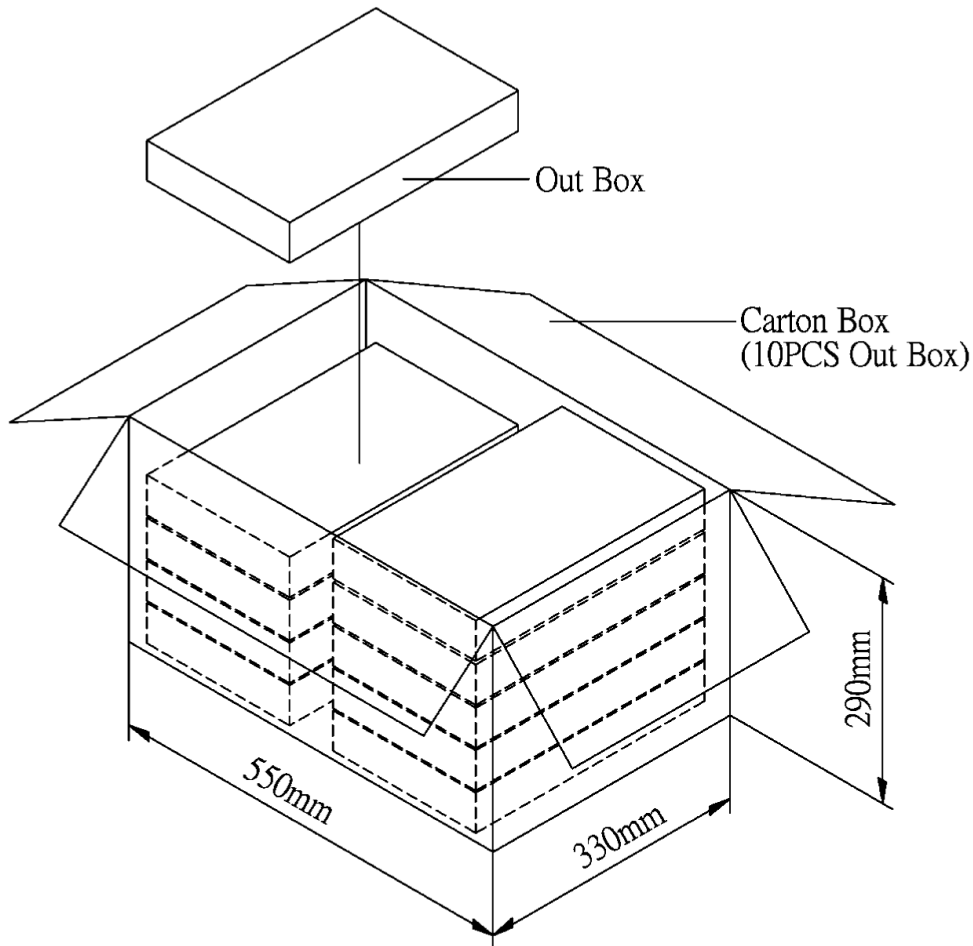
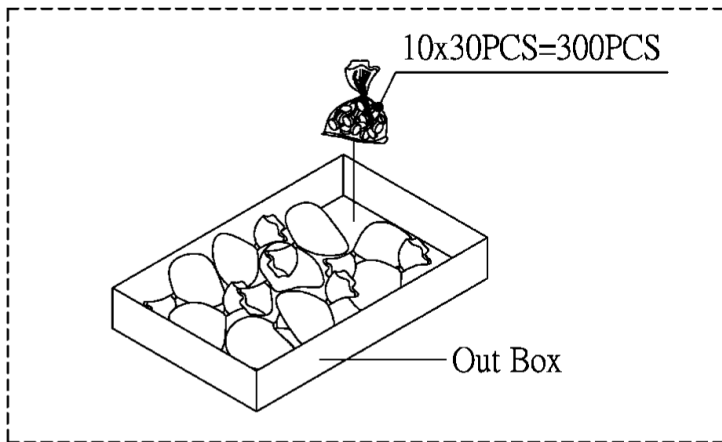
**TEST CONDITIONS**

standard test condition	a) temperature: +5 ~ +35°C	b) humidity: 45 - 85%	c) pressure: 860-1060 mbar
judgement test condition	a) temperature: +25 ±2°C	b) humidity: 60 - 70%	c) pressure: 860-1060 mbar

**PART NUMBER:** CPE-827

**DESCRIPTION:** piezo audio transducer

**PACKAGING**



Out Box	310mmx248mmx49mm	1x300PCS=300PCS
Carton Box	550mmx330mmx290mm	300PCSx10=3000PCS