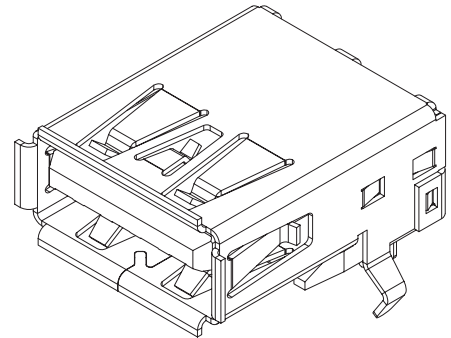


**MODEL:** UJ3-AH-4-TH | **DESCRIPTION:** USB JACK

**FEATURES**

- USB type A jack
- USB 3.0
- horizontal orientation
- through hole mounting


**SPECIFICATIONS**

| parameter                       | conditions/description            | min  | typ   | max | units  |
|---------------------------------|-----------------------------------|------|-------|-----|--------|
| rated input voltage             |                                   |      |       | 30  | Vac    |
| rated input current             |                                   |      |       | 1.0 | A      |
| contact resistance <sup>1</sup> | between terminals and mating plug |      |       | 30  | mΩ     |
| insulation resistance           |                                   | 1000 |       |     | MΩ     |
| voltage withstand               | for 1 minute                      |      |       | 500 | Vac    |
| insertion force                 |                                   |      |       | 35  | N      |
| withdrawal force                |                                   | 10   |       |     | N      |
| operating temperature           |                                   | -20  |       | 85  | °C     |
| life                            |                                   |      | 1,500 |     | cycles |
| flammability rating             | UL94V-0                           |      |       |     |        |
| RoHS                            | 2011/65/EU                        |      |       |     |        |

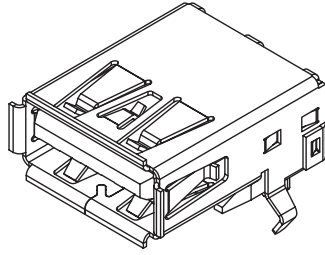
Note: 1. When measured at 20 mV / 100 mA.  
2. All specifications measured at 15~35°C, humidity at 25~85%, under atmospheric pressure of 86~106 kPa, unless otherwise noted.

**SOLDERABILITY**

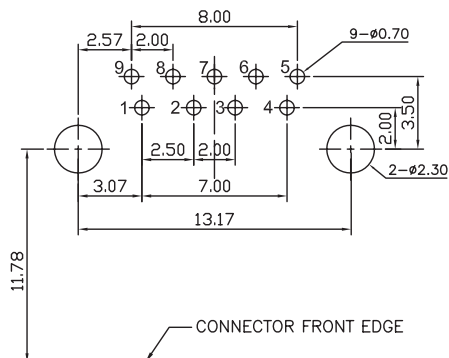
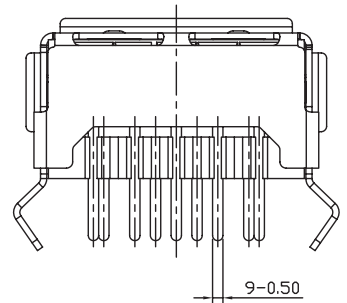
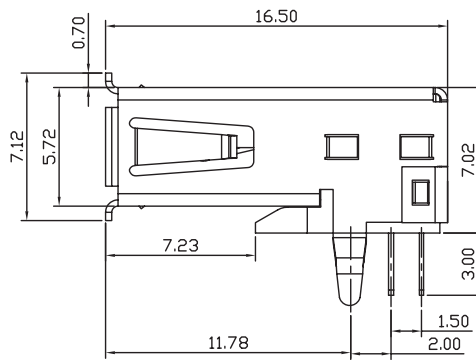
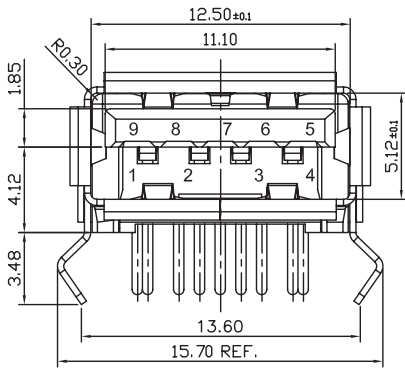
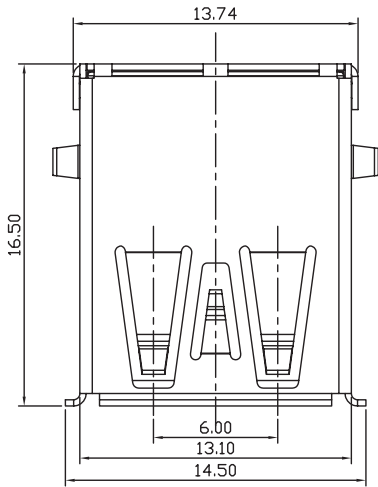
| parameter      | conditions/description                  | min | typ | max | units |
|----------------|---|-----|-----|-----|-------|
| wave soldering | dipped in solder pot for 5 ±0.5 seconds |     | 240 |     | °C    |

## MECHANICAL DRAWING

units: mm  
 tolerance:  
 X.X ±0.38 mm  
 X.XX ±0.25 mm



|                   | MATERIAL        | PLATING  |
|-------------------|-----------------|--|
| contact terminals | phosphor bronze | contact: 30 μ" gold over nickel<br>solder: tin over nickel |
| shield            | brass           | nickel   |
| insulator         | PBT (blue)      |  |



Recommended PCB Layout  
 Top View

## REVISION HISTORY

---

| rev. | description     | date       |
|------|-----------------|------------|
| 1.0  | initial release | 08/08/2016 |

The revision history provided is for informational purposes only and is believed to be accurate.



**Headquarters**  
20050 SW 112th Ave.  
Tualatin, OR 97062  
**800.275.4899**

Fax 503.612.2383  
**cui.com**  
techsupport@cui.com

CUI offers a one (1) year limited warranty. Complete warranty information is listed on our website.

CUI reserves the right to make changes to the product at any time without notice. Information provided by CUI is believed to be accurate and reliable. However, no responsibility is assumed by CUI for its use, nor for any infringements of patents or other rights of third parties which may result from its use.

CUI products are not authorized or warranted for use as critical components in equipment that requires an extremely high level of reliability. A critical component is any component of a life support device or system whose failure to perform can be reasonably expected to cause the failure of the life support device or system, or to affect its safety or effectiveness.