
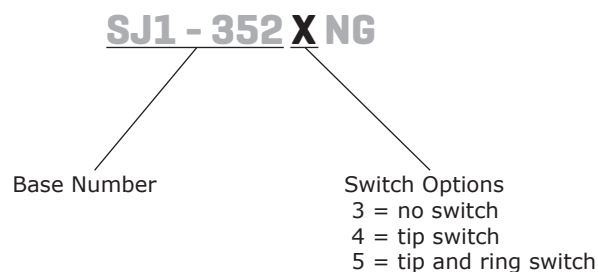


SERIES: SJ1-352XNG | **DESCRIPTION:** 3.5 MM AUDIO JACK**FEATURES**

- low profile design
- switch options include:
 - no switch
 - tip switch
 - tip and ring switch

**PART NUMBER KEY****SPECIFICATIONS**

| parameter | conditions/description | min | typ | max | units |
|---------------------------|---|-----|-------|----------|----------|
| rated input voltage | | | 12 | | Vdc |
| rated input current | | | | 1 | A |
| contact resistance | between terminal and mating plug between terminal in a closed circuit* | | | 50 30 | mΩ mΩ |
| insulation resistance | at 500 Vdc | 100 | | | MΩ |
| voltage withstand | at 50/60Hz for 1 minute | | | 500 | Vac |
| insertion/withdrawl force | | 0.3 | | 3 | kg |
| terminal strength | any direction for 10 seconds | | | 500 | g |
| operating temperature | | -35 | | 85 | °C |
| life | | | 5,000 | | cycles |
| RoHS | yes | | | | |

Notes: *When measured at a current of less than 100 mA / 1 kHz

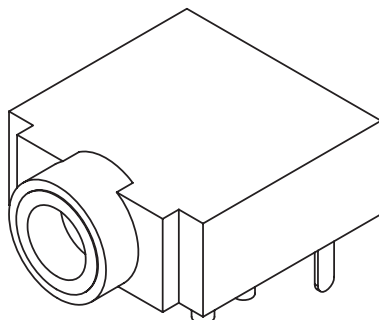
SOLDERABILITY

| parameter | conditions/description | min | typ | max | units |
|----------------|---|-----|-----|-----|-------|
| wave soldering | dipped in solder pot for 5±0.5 seconds at | 255 | 260 | 265 | °C |

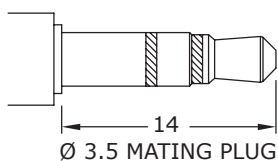
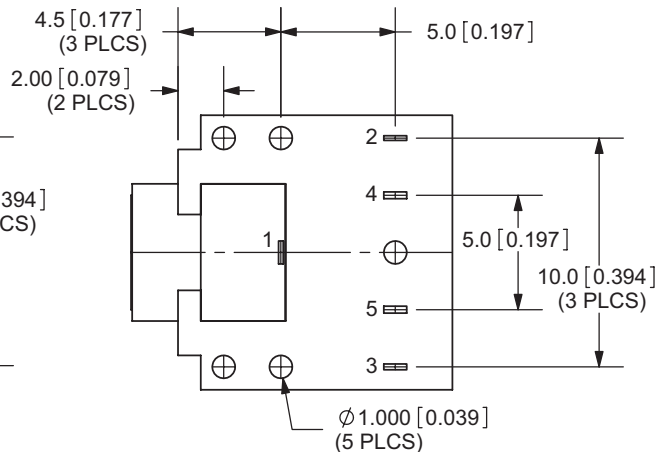
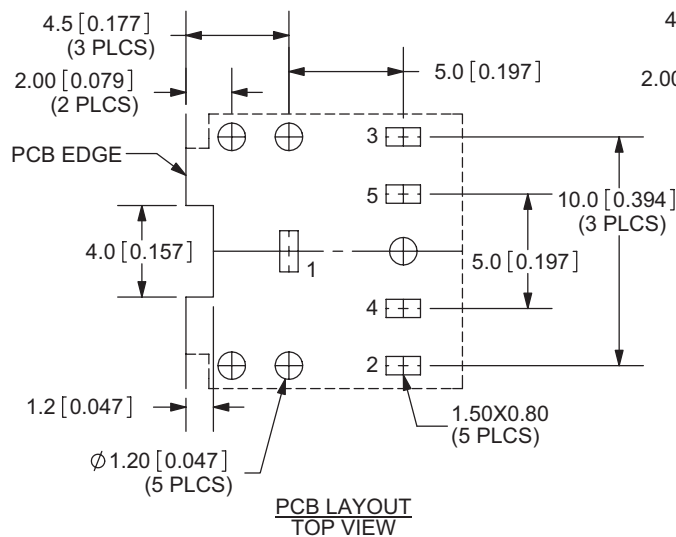
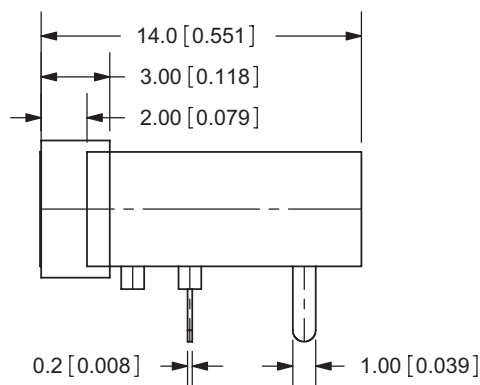
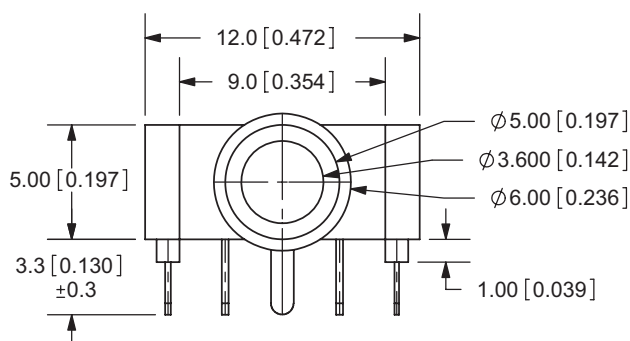
MECHANICAL DRAWING

units: mm[inches]

TOLERANCE:
 X.X ±0.2mm
 X.XX ±0.1mm
 X.XXX ±0.05mm



| | MATERIAL | PLATING |
|------------|--------------|---------|
| terminal 1 | copper alloy | silver |
| terminal 2 | copper alloy | silver |
| terminal 3 | copper alloy | silver |
| terminal 4 | brass | silver |
| terminal 5 | brass | silver |
| bushing | brass | nickel |
| plastic | PBT | |



| PIN | SJ1-3523NG | SJ1-3524NG | SJ1-3525NG |
|-----------|------------|------------|-------------|
| Schematic | | | |
| PIN | | | |
| 1 | sleeve | sleeve | sleeve |
| 2 | tip | tip | tip |
| 3 | ring | ring | ring |
| 4 | NP | tip switch | tip switch |
| 5 | NP | NP | ring switch |

REVISION HISTORY

| rev. | description | date |
|------|------------------------------------|------------|
| 1.0 | initial release | 10/21/2005 |
| 1.01 | new template applied | 01/25/2012 |
| 1.02 | changed terminal plating to silver | 02/13/2019 |
| 1.03 | brand update | 10/10/2019 |

The revision history provided is for informational purposes only and is believed to be accurate.

CUI DEVICES

CUI Devices offers a one (1) year limited warranty. Complete warranty information is listed on our website.

CUI Devices reserves the right to make changes to the product at any time without notice. Information provided by CUI Devices is believed to be accurate and reliable. However, no responsibility is assumed by CUI Devices for its use, nor for any infringements of patents or other rights of third parties which may result from its use.

CUI Devices products are not authorized or warranted for use as critical components in equipment that requires an extremely high level of reliability. A critical component is any component of a life support device or system whose failure to perform can be reasonably expected to cause the failure of the life support device or system, or to affect its safety or effectiveness.