


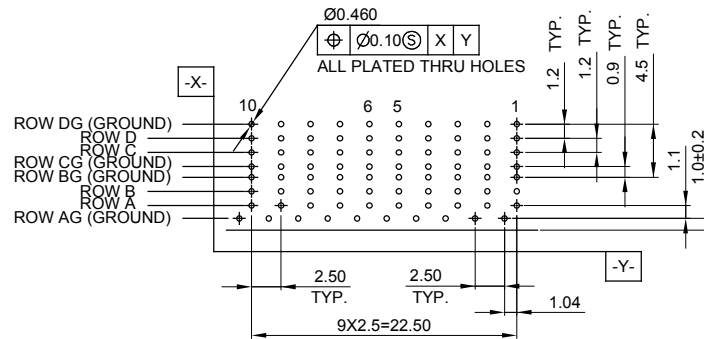
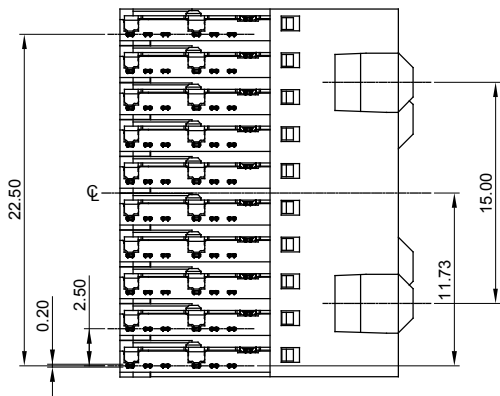
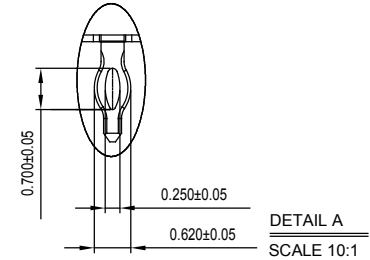
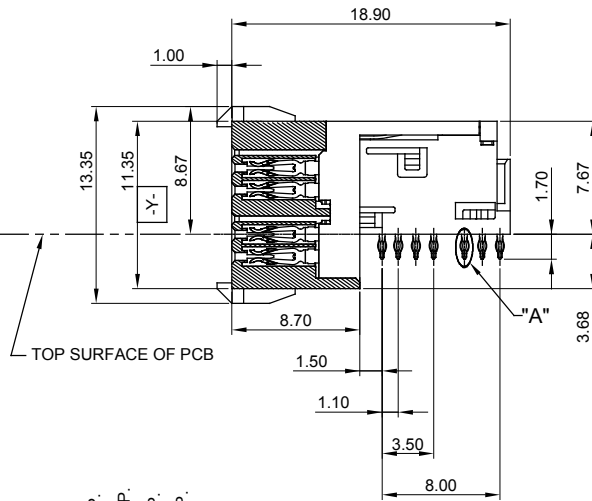
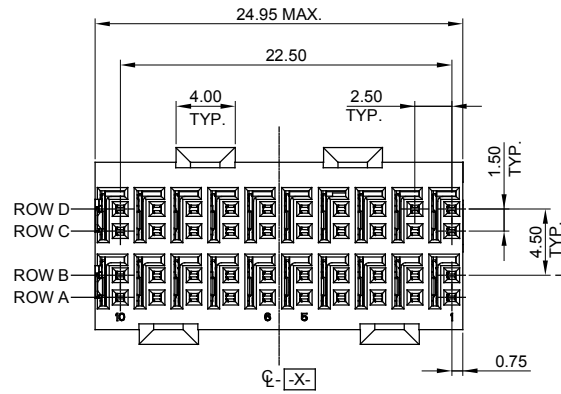
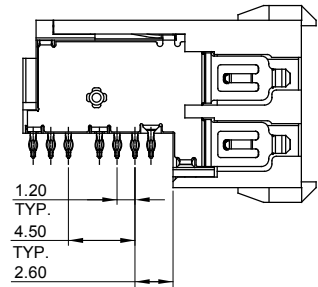
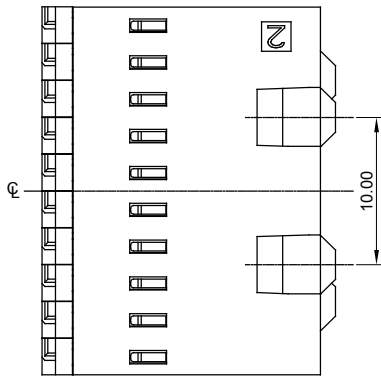
TOLERANCE UNLESS OTHERWISE SPECIFIED	
.X	±0.25
.XX	±0.15
.XXX	±0.10

THIS IS A C.A.D. GENERATED DRAWING
DO NOT MAKE MANUAL REVISIONS TO MASTER.
UNLESS OTHERWISE SPECIFIED, ALL RADIUS ARE 0.2 MM.

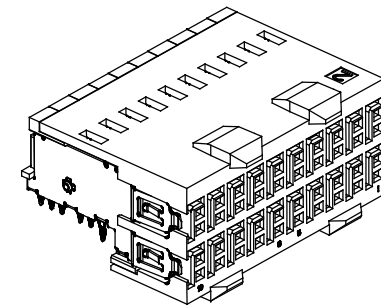


NOTES:

- MATERIAL: LCP E6808 +30% GLASS REINFORCED, UL94V-0
 HOUSING: PHOSPHOR BRONZE
 SHIELD: COPPER ALLOY
 CONTACT: GOLD FLASH PLATING 80~160µ" ON SOLDER TAIL
 OVER NICKEL 50~150µ" UNDER PLATING
 MARKED: ⚠ CRITICAL DIMENSION; OTHERWISE MINOR DIMENSION
 MARKED: © DIMENSIONS NEEDS TO BE MEASURED IN CPK



RECOMMENDED PCB LAYOUT
SCALE 2:1



ZD+ CONNECTOR, FEMALE, RIGHT ANGLE, 2 PAIR

ACAD REFERENCE NO.: 500-040-225-G02

DRAWN: W.T DATE: JUNE.27 /2018

CHECKED: DATE:

SCALE: N.T.S SHEET 1 OF 1

DRAWING NUMBER: 500-040-225-G02

ISSUE

PART NUMBER: 500-040-225-G02

1



THIS SERIES FULLY CONFORMS TO
THE EUROPEAN UNION DIRECTIVES
2011/65/EU FOR RoHS COMPLIANCY.



EDAC INC
TORONTO, ONTARIO
CANADA
YOUR CONNECTION TO QUALITY & SERVICE

THESE DRAWINGS AND SPECIFICATIONS
ARE THE PROPERTY OF EDAC INC., AND
SHALL NOT BE REPRODUCED, OR COPIED
OR USED AS THE BASIS FOR THE
MANUFACTURE OR SALE OF APPARATUS
WITHOUT WRITTEN PERMISSION.