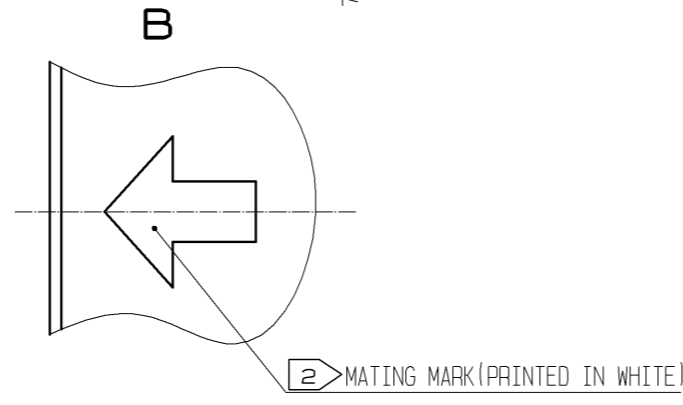
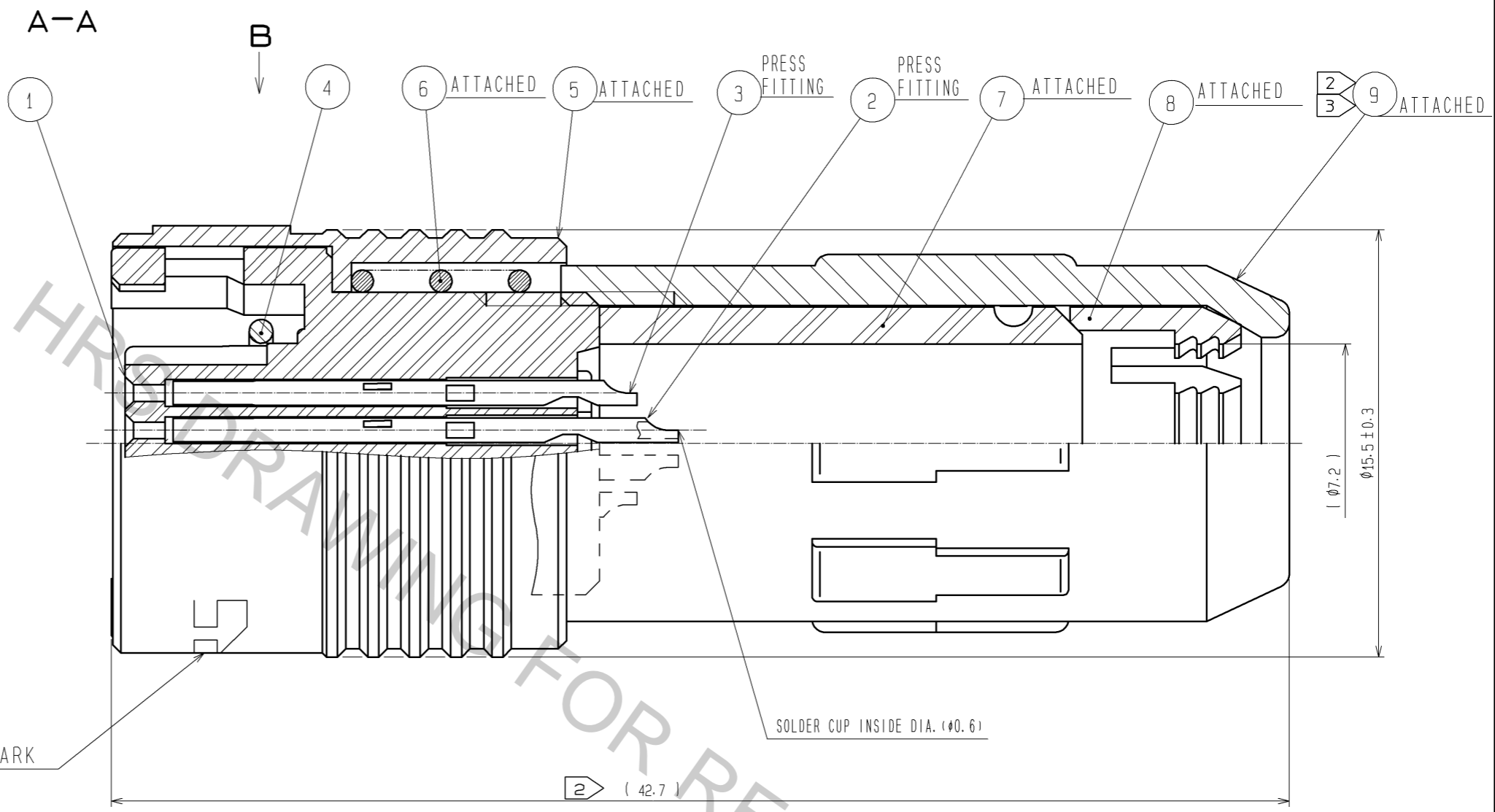
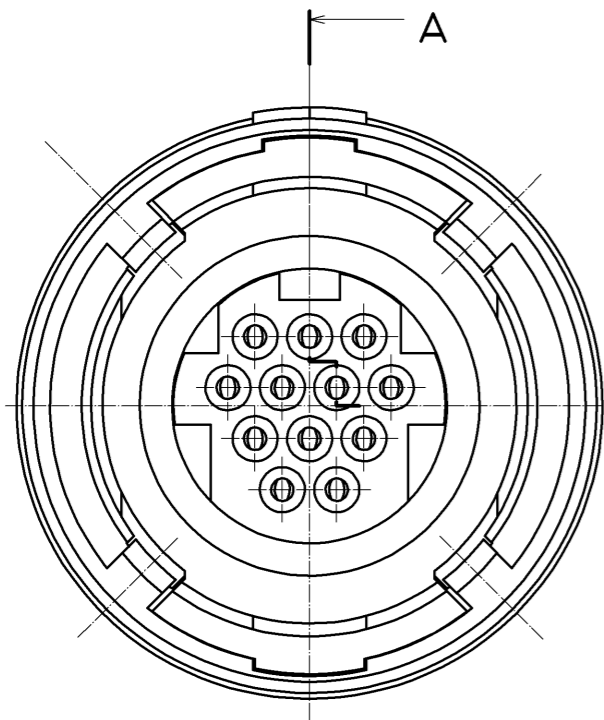
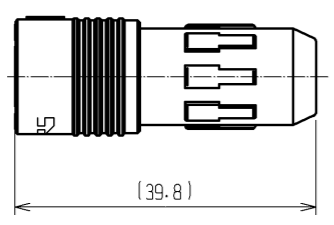


Jan.1.2019 Copyright 2019 HIROSE ELECTRIC CO., LTD. All Rights Reserved.
 In case that the application demands a high level of reliability, such as automotive,
 please contact a company representative for further information.



- NOTES
- ① CONTACT AREA:GOLD PLATING 0.2μm min.
 TERMINAL AREA:GOLD PLATING FLASH.
 UNDER PLATING:NICKEL 2μm min.
 - ② TOTAL LENGTH BECOMES 39.8±1 WHEN ③ IS SCREWED INTO ① COMPLETERY.
 - ③ THE RECOMMENDED CLAMP TORQUE OF REF.NO.⑨ TO BE 0.5N·m.
 LOCTITE 271, LOCPRIMER 7649, HENKEL JAPAN IS RECOMMENDED TO PREVENT
 REF.NO.⑨ FROM LOOSENING.
 SPACER FOR ASSEMBLY IS AVAILABLE HR30-8P-T02.
 TABLE FOR ASSEMBLY IS AVAILABLE HR30-7P-12SC-T01.
 - 4 THE CABLE PULL AND TWISTING STRENGTH AND OTHER CHARACTERISTICS MAY DIFFER,
 DEPENDING ON THE CABLE STRUCTURE.
 PLEASE CONFIRM BEFORE THE USE.

LIFE SIZE (1:1)



5	POLYBUTYLENE TEREPHTHALATE	(BLACK) UL94V-0			
4	SILICONE RUBBER	(RED)	9	POLYPHENYLENE SULFIDE	(BLACK) UL94V-0
3	COPPER ALLOY	①	8	POLYACETAL	NATURAL
2	COPPER ALLOY	①	7	CHLOROPRENE RUBBER	(BLACK)
1	POLYPHENYLENE SULFIDE	(BLACK) UL94V-0	6	STAINLESS STEEL	
NO.	MATERIAL	FINISH . REMARKS	NO.	MATERIAL	FINISH . REMARKS

UNITS mm		SCALE 2:1	COUNT △	DESCRIPTION OF REVISIONS	DESIGNED	CHECKED	DATE
HRS HIROSE ELECTRIC CO., LTD.		APPROVED : MO. SATOH	07.03.05	DRAWING NO.	EDC3-113523-71		
		CHECED : EJ. KUNII	07.03.05	PART NO.	HR30-7P-12S(71)		
		DESIGNED : HS. KAWASHIMA	07.03.05	CODE NO.	CL130-0027-7-71		
		DRAWN : MK. SATO	07.03.02		△ 1/1		