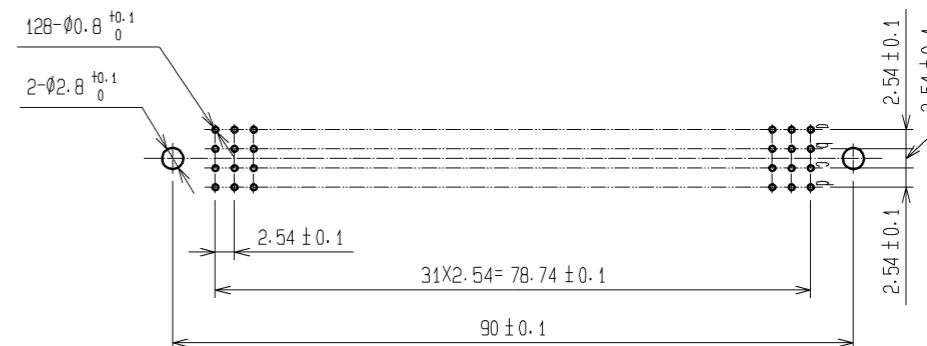
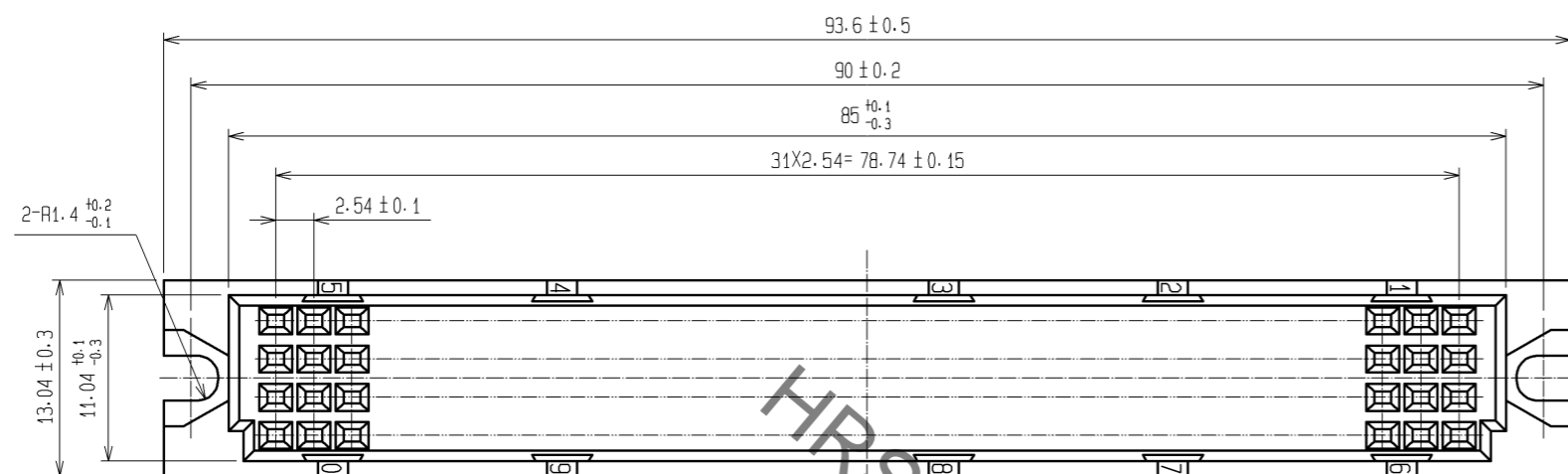
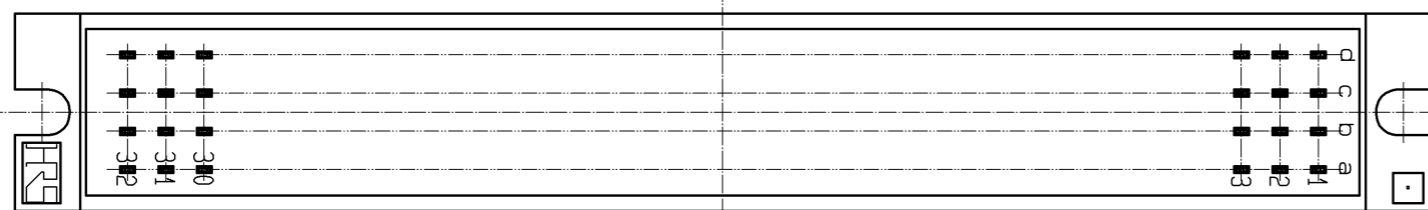
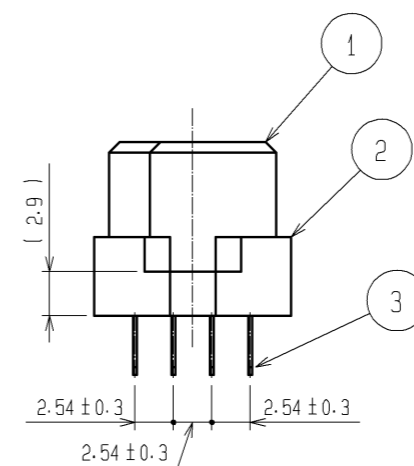
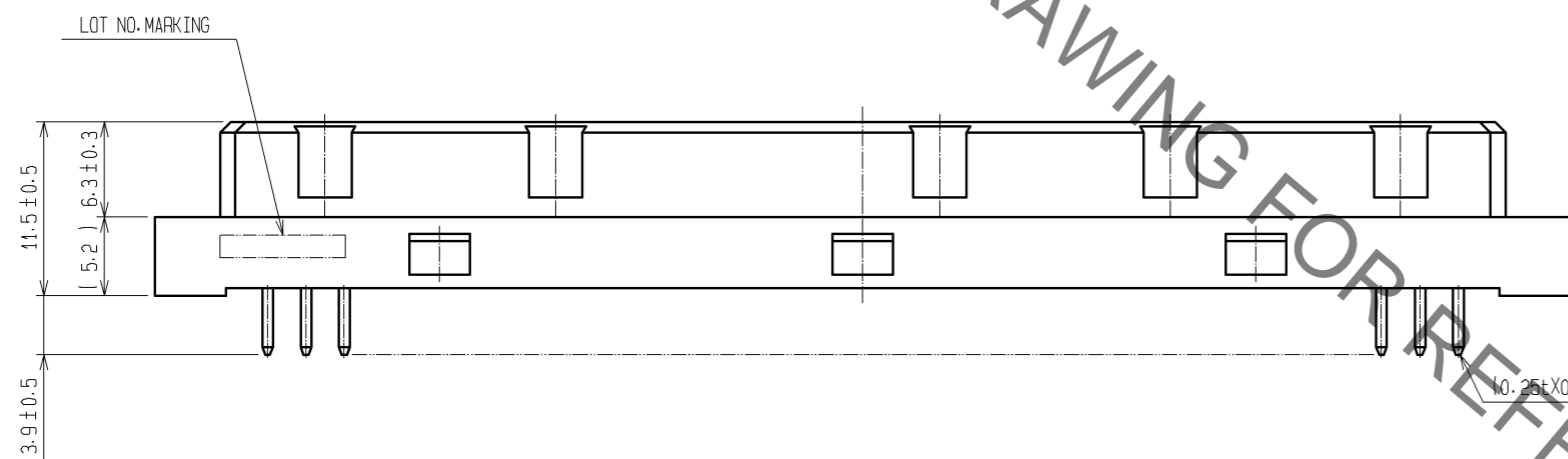


Oct.1.2019 Copyright 2019 HIROSE ELECTRIC CO., LTD. All Rights Reserved.
 In case of consideration for using Automotive equipment / device which demand high reliability, kindly contact our sales window correspondents.



RECOMMENDED PC BOARD HOLE PATTERN (t=1.6 ± 0.1)



HRS DRAWING FOR REFERENCE

3	COPPER ALLOY	(CONTACT AREA)Ni1#m+Au0.2#m (DIP AREA)Ni1#m+Sn1#m
1, 2	PBT	GRAY, UL94V-0
NO.	MATERIAL	FINISH, REMARKS

UNITS	SCALE	COUNT	DESCRIPTION OF REVISIONS	DESIGNED	CHECKED	DATE
mm	2 : 1	△				
APPROVED : KI. AKIYAMA			07. 11. 24	DRAWING NO. EDC3-019112-01		
CHECKED : SI. TOMIOKA			07. 11. 22	PART NO. PCN10-128S-2. 54DSA(72)		
DESIGNED : NH. SUGITA			07. 11. 22	CODE NO. CL583-0089-2-72		
DRAWN : NN. ONDA			07. 11. 22	△ 1/1		