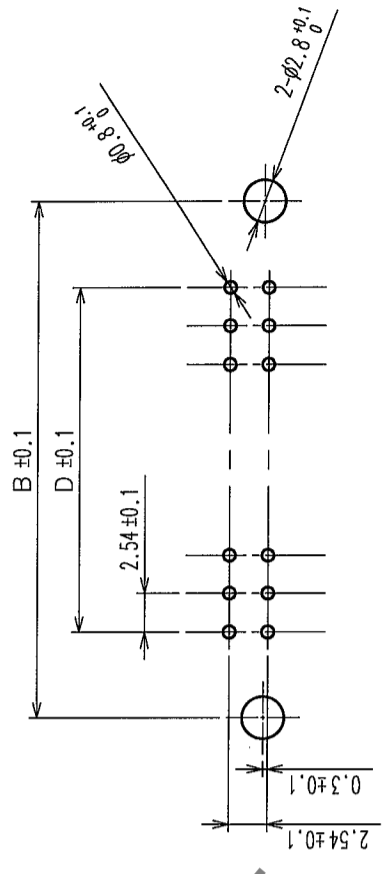
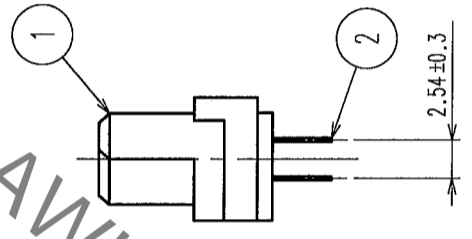
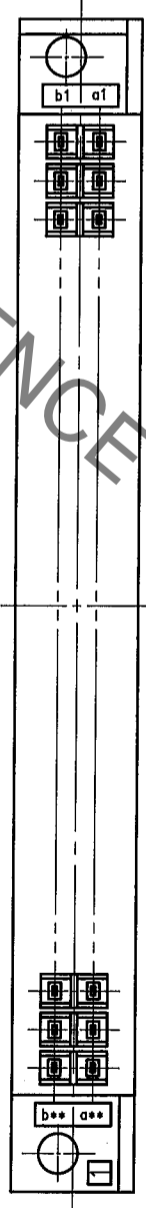
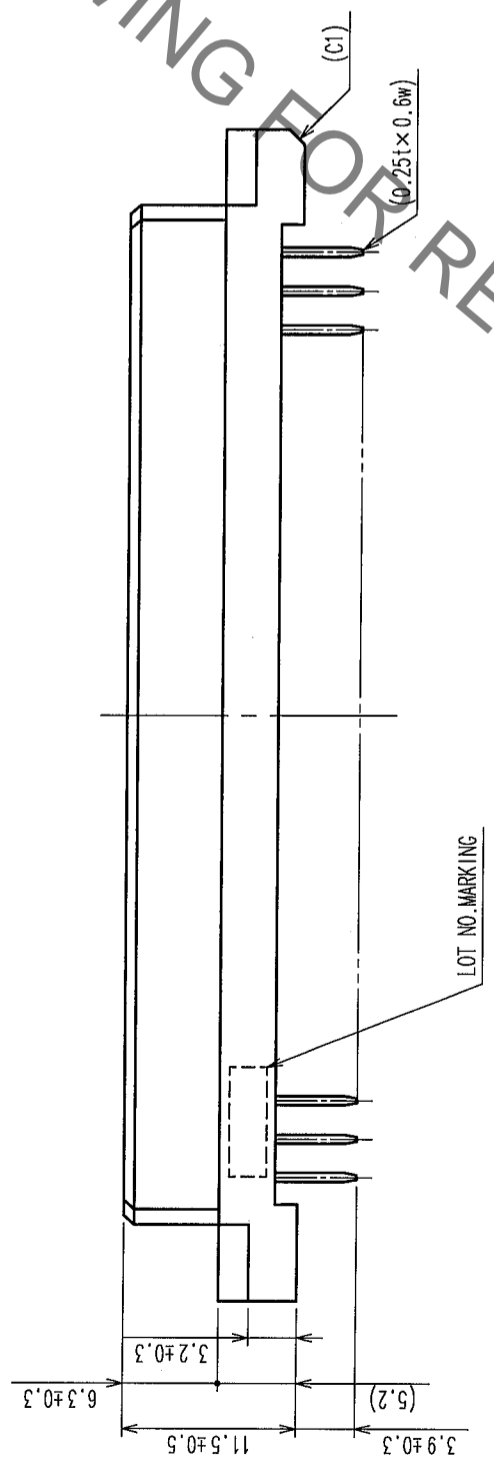
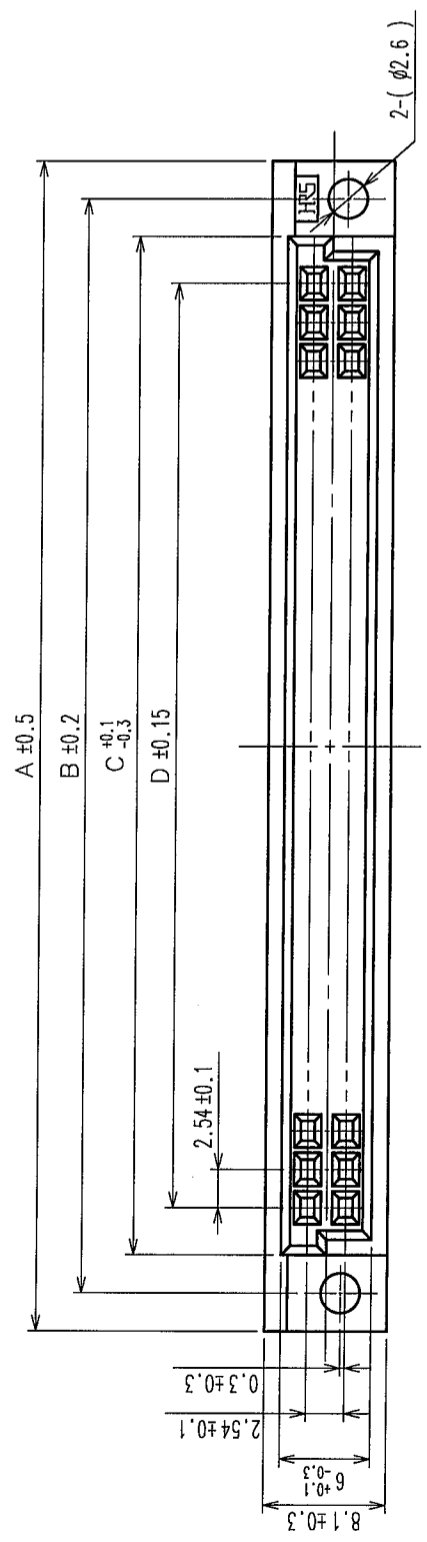


2. In case of consideration for using Automotive equipment / device which demand high reliability, kindly contact our sales window correspondents.

3. Oct.1.2019 Copyright 2019 HIROSE ELECTRIC CO., LTD. All Rights Reserved.

COUNT DESCRIPTION OF REVISIONS	BY	CHKD	DATE	COUNT DESCRIPTION OF REVISIONS	BY	CHKD	DATE



RECOMMENDED P.C.B. HOLE PATTERN (t=1.6±0.1)

HRS No.	PART NO.	NUMBER OF CONTACT	A	B	C	D
583-3000-5-71	PCN13-10S-2.54DSA(71)	10	26.42	21.42	16.42	10.16
583-3001-8-71	PCN13-16S-2.54DSA(71)	16	34.04	29.04	24.04	17.78
583-3002-0-71	PCN13-20S-2.54DSA(71)	20	39.12	34.12	29.12	22.86
583-3003-3-71	PCN13-30S-2.54DSA(71)	30	51.82	46.82	41.82	35.56
583-3004-6-71	PCN13-32S-2.54DSA(71)	32	54.36	49.36	44.36	38.10
583-3005-9-71	PCN13-44S-2.54DSA(71)	44	69.60	64.60	59.60	53.34
583-3006-1-71	PCN13-50S-2.54DSA(71)	50	77.22	72.22	67.22	60.96
583-3007-4-71	PCN13-64S-2.54DSA(71)	64	95.00	90.00	85.00	78.74
583-3008-7-71	PCN13-90S-2.54DSA(71)	90	128.02	123.02	118.02	111.76
583-3009-0-71	PCN13-100S-2.54DSA(71)	100	140.72	135.72	130.72	124.46

NOTE 1. AS FOR AUG, 2005.  
2. THE DIMENSION IN PARENTHESIS IS FOR REFERENCE.

2	COPPER ALLOY	CONTACT AREA: Ni1 $\mu$ m+ Au0.1 $\mu$ m
1	PBT	MOUNTING AREA: Ni1 $\mu$ m+ Sn2 $\mu$ m
NO.	MATERIAL	FINISH, REMARKS
		BEIGE, UL94V-0

CODE NO. (OLD)	CL	DESIGNED	H. SAITOU	CHECKED	<i>S. Yamada</i>	APPROVED	<i>K. Hayama</i>	RELEASED	
SCALE	2 : 1	DRAWN	M. OGAWA	DATE	05.08.29	DATE	05.08.30	DATE	05.08.30
UNITS	mm	PART NO.	PCN13-154139-01						
DRAWING NO.		EDC3-154139-01							
PART NO.		PCN13-2.54DSA(72)							
CODE NO.		CL583							

HIROSE ELECTRIC CO., LTD.		CL583		1/1	
---------------------------	--	-------	--	-----	--