




Applicable standard					
Rating	Operating Temperature range	-40 °C to +105°C (Note1)	Storage Temperature range	-10 °C to +60°C (Note3)	
	Operating Humidity range	20% to 80% (Note2)	Storage Humidity range	40% to 70% (Note3)	
	Applicable connector	DF59M-1S-H	Current	AWG #22 : 6A AWG# 24 : 5A	
	Applicable cable	UL10368 AWG#22 UL10368 AWG#24	Voltage	AC/DC 300V (Note4)	
Specifications					
Item	Test method	Requirements	QT	AT	
Construction					
General examination	Visually and by measuring instrument.	According to drawing.	X	X	
Marking	Confirmed visually.		X	X	
Electric characteristics					
Contact resistance	DC6V MAX, 100mA	45 mΩ MAX.	X	-	
Mechanical characteristics					
Mechanical operation	20 times insertion and extraction.	①Contact resistance: 45 mΩ MAX. ②No damage, crack or looseness of parts.	X	-	
Vibration	Frequency 10 to 55 Hz, single amplitude 0.75 mm, at 10 cycles for 3 direction.	①No electrical discontinuity of 1 μs. ②No damage, crack or looseness of parts.	X	-	
Shock	490 m/s ² duration of pulse 11 ms at 3 times each for 3 both axial directions.	①No electrical discontinuity of 1 μs. ②No damage, crack or looseness of parts.	X	-	
Environmental characteristics					
Damp heat (Steady state)	Exposed at 40 ± 2°C , 90 to 95 % , 96 h. (After leaving the room temperature for 1~2h.)	①Contact resistance: 45 mΩ MAX. ②No damage, crack or looseness of parts.	X	-	
Rapid change of temperature	Temperature -55°C→ +105°C Time 30min→ 30min Under 5 cycles. (The transferring time of the tank is 2~3 min) (After leaving the room temperature for 1~2h.)	①Contact resistance: 45 mΩ MAX. ②No damage, crack or looseness of parts.	X	-	
NOTE1:Include The Temperature Rising By Current. NOTE2:No Condensing NOTE3:Apply To The Condition Of Long Term Storage For Unused Products Befor Pcb On Board, After Pcb Board , operating temperature and humidity range is Applied for interim strage during transportation. NOTE4:In accordance with IEC60664 and JIS C 60664,creepage distance of 1.6mm or more is required in 300V of rated voltage. (In pollution degree2 of printed wiring material) Please follow the standard applied to your device for required creepage distance and clearance.					
	Count	Description of revisions	Designed	Checked	Date
					
Remarks			Approved	HK. UMEHARA	14. 05. 20
			Checked	HK. UMEHARA	14. 05. 20
Unless otherwise specified, refer to JIS C 5402 and IEC60512.			Designed	SZ. ONO	14. 05. 20
			Drawn	SZ. ONO	14. 05. 20
Note	QT:Qualification Test AT:Assurance Test X:Applicable Test		Drawing No.	ELC4-356515-01	
	Specification sheet		Part No.	DF59M-2224PCF	
	HIROSE ELECTRIC CO., LTD.		Code No.	CL667-0042-8-00	 1/1