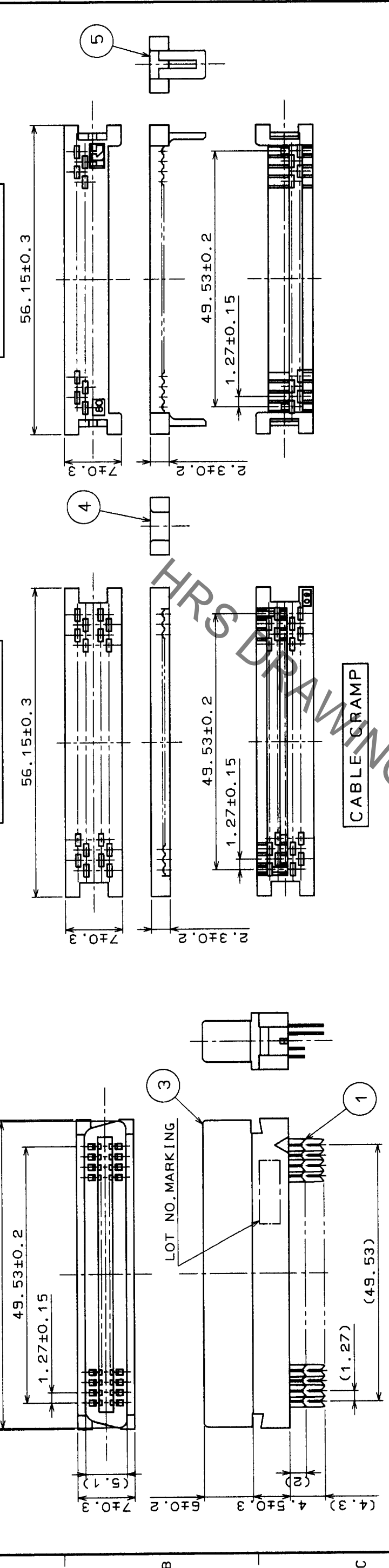
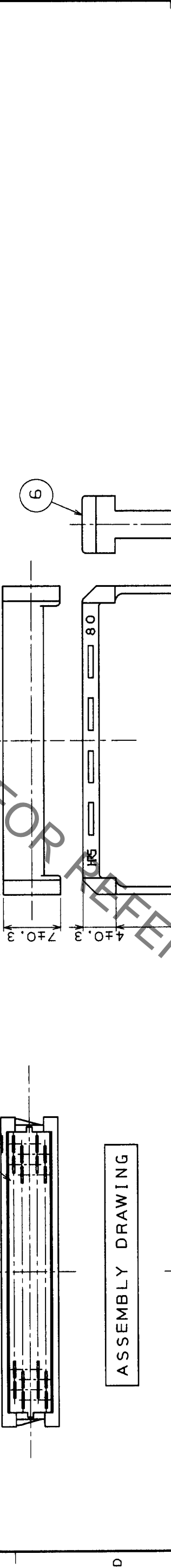


COUNT	DESCRIPTION OF REVISIONS	BY	CHKD	DATE	COUNT	DESCRIPTION OF REVISIONS	BY	CHKD	DATE

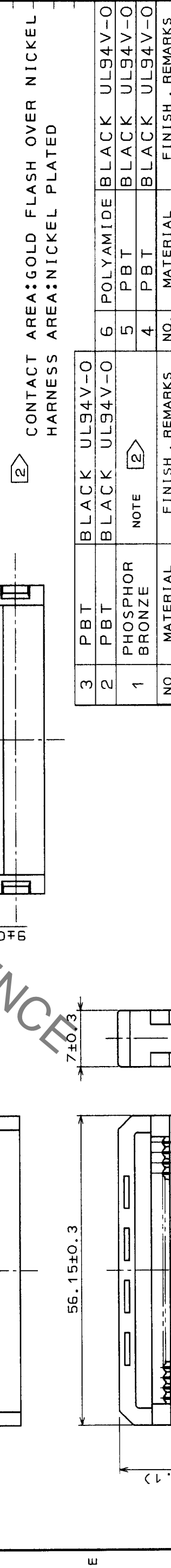
**MAIN BODY**



**PROTECTOR (A)**



**PROTECTOR (B)**



**CABLE CRAMP**



**ASSEMBLY DRAWING**



NOTE

- PARTS (NO. 4~NO. 6) ARE ATTACHMENTS.
- CONTACT AREA: GOLD FLASH OVER NICKEL  
HARNESS AREA: NICKEL PLATED

NO.	MATERIAL	FINISH	REMARKS	DRAWN	DESIGNED	CHECKED	APPROVED	RELEASED
3	PBT	BLACK	UL94V-0					
2	PBT	BLACK	UL94V-0					
1	PHOSPHOR BRONZE	NOTE [2]						
NO.	MATERIAL	FINISH	REMARKS	DRAWN	DESIGNED	CHECKED	APPROVED	RELEASED
				J. Suda	J. Suda	H. Okawa	M. Yamaguchi	
				97.7.3	97.7.3	97.07.03	97.07.04	

DRAWING NO. ADC3-150664  
 PART NO. FX2BA-80SA-1.27R

SCALE 2 : 1  
 UNITS mm  
 CODE NO. CL572-0677-7

HIROSE ELECTRIC CO., LTD.  
 FORM No. 229

TO PCM (USA)