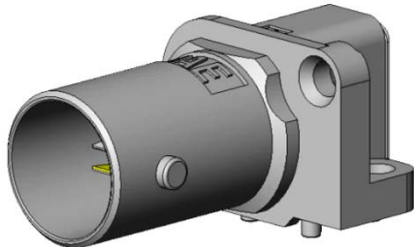


12G-SDI BNC Connector

RoHS Compliant



Right Angle DIP Type
Part Number: BNC0S111C00



Straight DIP Type
Part Number: BNC0T101C00

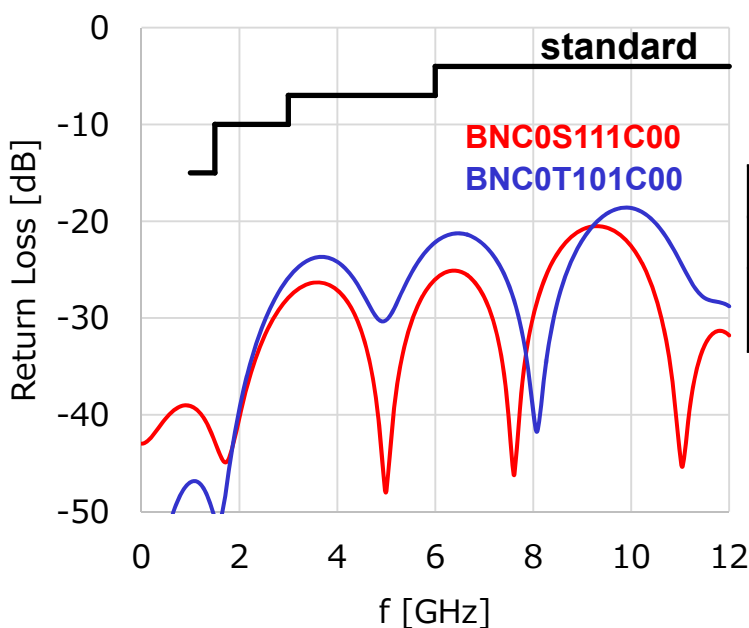
This BNC type connector is for 12G-SDI 75 [Ω] which is standardized by SMPTE/ITU (SMPTE-STD-2081-1, 2082-1) for 4K / 8K broadcast connection.

Applicable Market

Connections between 4K / 8K broadcasting equipment and other various devices

Features

- Compact, light weight and superior impedance matching



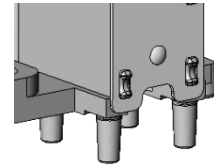
	BNC0S111C00	BNC0T101C00
Weight	6.5g	5.6g
Mounting Pitch	16mm	16mm

■ Superior Mountability

- Miniaturized shell allows for reduced soldering time for mounting (e.g., pre-heating time)
- Insulator has adopted heat-resistant resin with concern of thermal deformation during mounting.
- Improved mountability with pre-soldering on shell terminal (4 areas)
- Pre-mounting to PCB with a standard screw (M2.6) allows for improved soldering work.

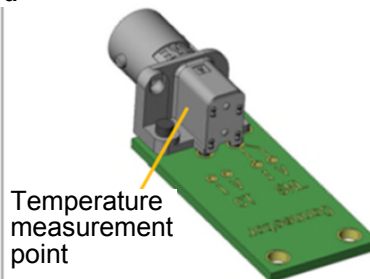
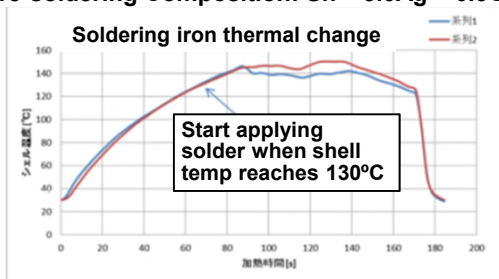
Through-hole is utilized to solder mount the center and four external conductor terminals of the connector. Soldering conditions below are for general process reference.

Soldering Iron	External: 300W, iron 19mm dia. Center: 80W, iron 8.3mm diameter nichrome heater type
Heating Time	180 to 210 seconds in total (center and external combined)
Board Thickness	t1.6
Soldering Iron Temperature	Start of heating: 340°C
Pre-heating	None



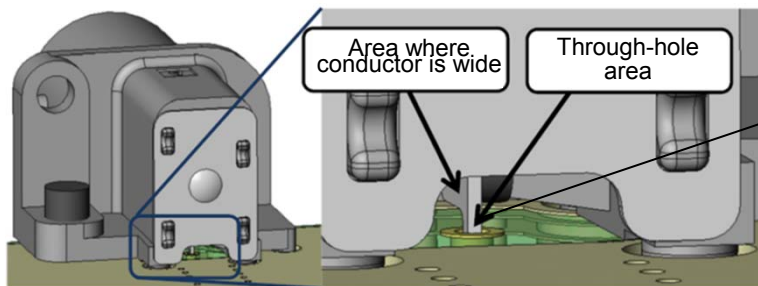
Pre-soldering on shell terminal (4 areas)

Pre-soldering Composition: Sn – 3.0Ag – 0.5Cu



■ Soldering Inspection

- Lower plate cut-out: for convenient post-mounting inspection



Ni barrier for solder wicking countermeasure

■ Durability: 5,000 mating cycles guaranteed

■ Common PCB foot print recommended for both Straight and Angle connectors.

General Specifications

Rated Voltage (AC)	250 Vr.m.s
Rated Current (DC)	1 A
Operating Temperature Range	-40°C ~ +85°C
Storage Condition	-20°C ~ +50°C, relative humidity: 90% RH max.

Materials and Finishes

Right Angle DIP Type BNC0S111C00

Components	Material and Finish
Insulator	Heat-resistant resin
Shell	Zinc alloy / Ni plating Shell terminal (4 terminals) / pre-soldering applied
Plate	SUS
Contact	Copper alloy / Au plating over Ni

Straight DIP Type BNC0T101C00

Components	Material and Finish
Insulator	Heat-resistant resin
Shell	Zinc alloy / Ni plating Shell terminal (4 terminals) / pre-soldering applied
Contact	Copper alloy / Au plating over Ni

Ordering Information

PCB Angle DIP Type: BNC0S111C00

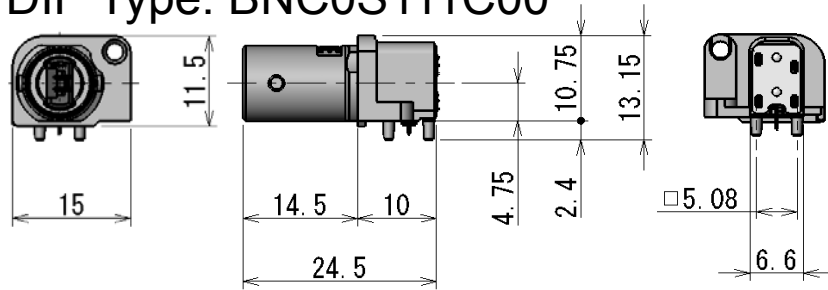
BNC0	S	1	XX	C 00
Series	Connector Type S: PCB angle mount type	Number of Contacts 1: 1 position	Development Code 11: •with plate •Shell terminal area: pre-soldering •Applicable board thickness: t1.6 [mm]	Connection Number Impedance Characteristic C: 75 [Ω] D: 50 [Ω]

PCB Straight DIP Type: BNC0T101C00

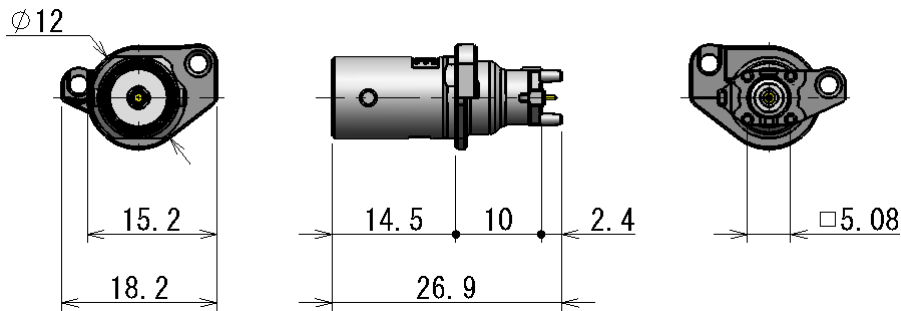
BNC0	T	1	XX	C 00
Series	Connector Type T: PCB straight mount type	Number of Contacts 1: 1 position	Development Code 01: •Shell terminal area: pre-soldering •Applicable board thickness: t1.6 [mm]	Connection Number Impedance Characteristic C: 75 [Ω] D: 50 [Ω]

Outer Dimensions

PCB Angle DIP Type: BNC0S111C00



PCB Straight DIP Type: BNC0T101C00



Technical Documents

Part Number	Drawing Number	Specifications	Handling Instructions
BNC0S111C00	SJ118563	JACS-20209	J AHL-20209 J AHL-20209-1
BNC0T101C00	SJ119849	JACS-20222	J AHL-20222 J AHL-20222-1

Notice:

1. The values specified in this brochure are only for reference. The products and their specifications are subject to change without notice. Contact our sales staff for further information before considering or ordering any of our products. For purchase, a product specification must be agreed upon.
2. Users are requested to provide protection circuits and redundancy circuits to ensure safety of the equipment, and sufficiently review the suitability of JAE's products to the equipment.
3. The products presented in this brochure are designed for the uses recommended below. We strongly suggest you contact our sales staff when considering use of any of the products in any other way than the recommended applications or for a specific use that requires an extremely high reliability.
 - (1) Applications that require consultation:
 - (i) Please contact us if you are considering use involving a quality assurance program that you specify or that is peculiar to the industry, such as:
Automotive electrical components, train control, telecommunications devices (mainline), traffic light control, electric power, combustion control, fire prevention or security systems, disaster prevention equipment, etc.
 - (ii) We may separately give you our support with a quality assurance program that you specify, when you think of a use such as :
Aviation or space equipment, submarine repeaters, nuclear power control systems, medical equipment for life support, etc.
 - (2) Recommended applications include:
Computers, office appliances, telecommunications devices (terminals, mobile units), measuring equipment, audiovisual equipment, home electric appliances, factory automation equipment, etc.

Japan Aviation Electronics Industry, Limited

Product Marketing Division
 Aobadai Building, 3-1-19, Aobadai, Meguro-ku, Tokyo 153-8539
 Phone: +81-3-3780-2882 FAX: +81-3-3780-2946

* The specifications in this brochure are subject to change without notice. Please contact JAE for information.