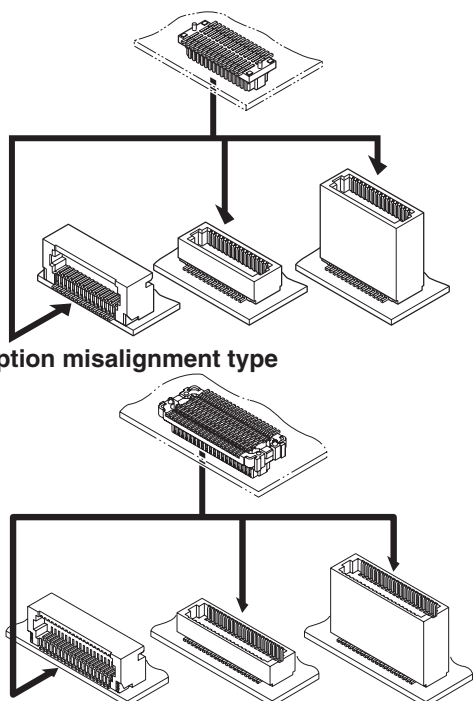


JMC CONNECTOR

0.5mm pitch/Board-to-board connectors



Absorption misalignment type

This JMC connector is 0.5mm pitch SMT type board to board connector with selection of boss existence. Comparing with conventional JMC connector, more small and space saving are realized.

- **Secure mating**
- **Distortion preventive construction**
- **Versatile number of circuit and height**
- **Absorbing misalignment when mating connector**

Specifications

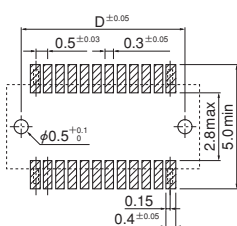
- Current rating: 0.5A AC, DC
- Voltage rating: 50V AC, DC
- Temperature range: -25°C to +85°C
(including temperature rise in applying electrical current)
- Contact resistance: Initial value/50m Ω max.
After environmental testing/100m Ω max.
- Insulation resistance: 50M Ω min.
- Withstanding voltage: 100V AC/minute
- * Compliant with RoHS.
- * Refer to "General Instruction and Notice when using Terminals and Connectors" at the end of this catalog.
- * Contact JST for details.

Standards

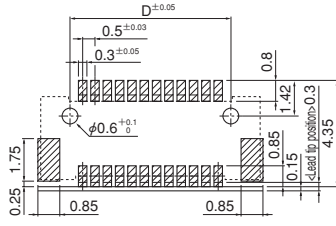
- Ⓜ Recognized E60389
- Ⓢ Certified LR20812

PC board layout (viewed from component side) and Assembly layout

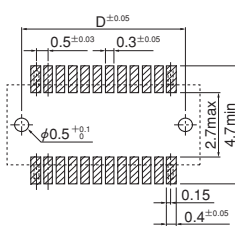
Plug: Top entry type



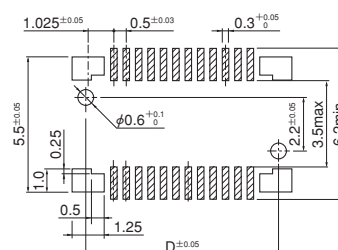
Plug: Side entry type



Receptacle



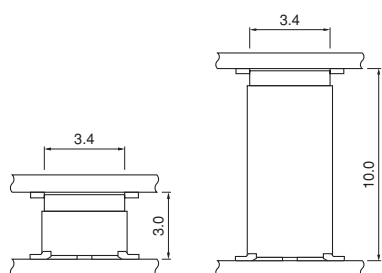
Absorption misalignment type



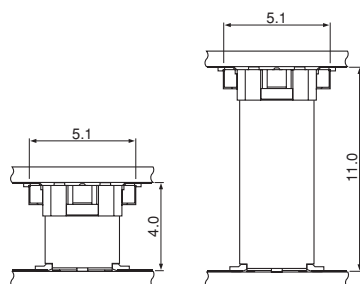
Note: 1. Tolerances are non-cumulative: ±0.03mm for all centers.
2. The dimensions above should serve as a guideline. Contact JST for details.

Top entry type

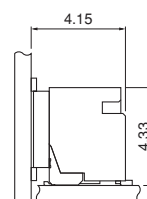
Stacking height: 3.0 to 10.0mm



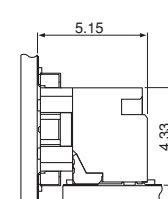
Absorption misalignment type
Stacking height: 4.0 to 11.0mm



Side entry type

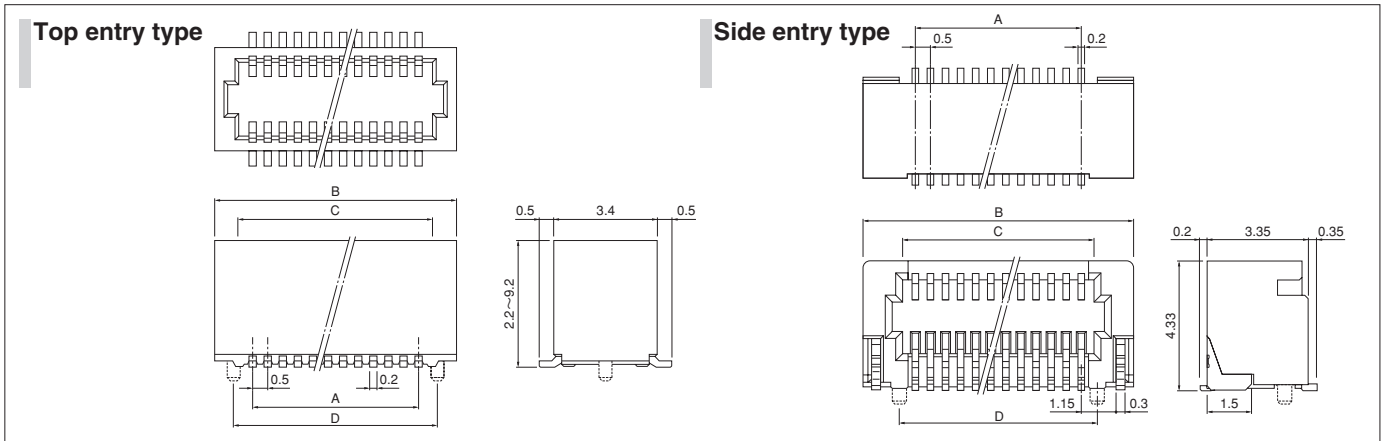


Absorption misalignment type



JMC CONNECTOR

Plug



Top entry type

	Circuits	Model No.				Dimensions (mm)			
		Stacking height (mm)				A	B	C	D
Without bosses	18	18P3.0-JMCS-G-TF	—	—	—	4.0	6.4	4.9	—
	20	20P3.0-JMCS-G-TF	20P3.5-JMCS-G-TF	—	20P4.5-JMCS-G-TF	4.5	6.9	5.4	—
	24	—	24P3.5-JMCS-G-TF	—	—	5.5	7.9	6.4	—
	30	30P3.0-JMCS-G-TF	30P3.5-JMCS-G-TF	30P4.0-JMCS-G-TF	—	7.0	9.4	7.9	—
	40	40P3.0-JMCS-G-TF	40P3.5-JMCS-G-TF	40P4.0-JMCS-G-TF	—	9.5	11.9	10.4	—
	50	50P3.0-JMCS-G-TF	—	—	—	12.0	14.4	12.9	—
With bosses	60	60P3.0-JMCS-G-TF	—	—	—	14.5	16.9	15.4	—
	20	20P3.0-JMCS-G-B-TF	20P3.5-JMCS-G-B-TF	—	20P4.5-JMCS-G-B-TF	4.5	6.9	5.4	5.7
	24	—	—	24P4.0-JMCS-G-B-TF	—	5.5	7.9	6.4	6.7
	30	—	30P3.5-JMCS-G-B-TF	30P4.0-JMCS-G-B-TF	—	7.0	9.4	7.9	8.2
	40	40P3.0-JMCS-G-B-TF	40P3.5-JMCS-G-B-TF	40P4.0-JMCS-G-B-TF	—	9.5	11.9	10.4	10.7
	44	44P3.0-JMCS-G-B-TF	—	—	—	10.5	12.9	11.4	11.7
	50	50P3.0-JMCS-G-B-TF	—	50P4.0-JMCS-G-B-TF	—	12.0	14.4	12.9	13.2
	60	—	—	60P4.0-JMCS-G-B-TF	—	14.5	16.9	15.4	15.7
	Q'ty / reel	2,500	2,000	2,000	1,500				

	Circuits	Model No.				Dimensions (mm)			
		Stacking height (mm)				A	B	C	D
Without bosses	14	14P5.0-JMCS-G-TF	—	—	—	3.0	5.4	3.9	—
	20	20P5.0-JMCS-G-TF	20P5.5-JMCS-G-TF	20P6.0-JMCS-G-TF	—	4.5	6.9	5.4	—
	30	—	—	—	30P6.5-JMCS-G-TF	7.0	9.4	7.9	—
	40	40P5.0-JMCS-G-TF	—	—	—	9.5	11.9	10.4	—
	50	50P5.0-JMCS-G-TF	—	—	—	12.0	14.4	12.9	—
	60	—	60P5.5-JMCS-G-TF	—	—	14.5	16.9	15.4	—
With bosses	14	14P5.0-JMCS-G-B-TF	—	—	—	3.0	5.4	3.9	4.2
	20	20P5.0-JMCS-G-B-TF	20P5.5-JMCS-G-B-TF	20P6.0-JMCS-G-B-TF	—	4.5	6.9	5.4	5.7
	30	—	—	—	30P6.5-JMCS-G-B-TF	7.0	9.4	7.9	8.2
	40	40P5.0-JMCS-G-B-TF	—	40P6.0-JMCS-G-B-TF	40P6.5-JMCS-G-B-TF	9.5	11.9	10.4	10.7
	50	—	—	—	—	12.0	14.4	12.9	13.2
	60	60P5.0-JMCS-G-B-TF	—	60P6.0-JMCS-G-B-TF	—	14.5	16.9	15.4	15.7
	Q'ty / reel	1,500	1,000	1,000	1,000				

	Circuits	Model No.				Dimensions (mm)			
		Stacking height (mm)				A	B	C	D
Without bosses	20	20P7.0-JMCS-G-TF	—	—	—	4.5	6.9	5.4	—
	50	50P7.0-JMCS-G-TF	—	—	—	12.0	14.4	12.9	—
	34	—	—	—	34P8.5-JMCS-G-B-TF	8.0	10.4	8.9	9.2
With bosses	50	50P7.0-JMCS-G-B-TF	50P7.5-JMCS-G-B-TF	50P8.0-JMCS-G-B-TF	—	12.0	14.4	12.9	13.2
	64	—	—	64P8.0-JMCS-G-B-TF	—	15.5	17.9	16.4	16.7
	Q'ty / reel	1,000	600	600	500				

	Circuits	Model No.				Dimensions (mm)			
		Stacking height (mm)				A	B	C	D
Without bosses	20	—	20P10.0-JMCS-G-TF	—	—	4.5	6.9	5.4	—
	30	30P9.0-JMCS-G-TF	—	—	—	7.0	9.4	7.9	—
	50	50P9.0-JMCS-G-TF	—	—	—	12.0	14.4	12.9	—
With bosses	20	—	20P10.0-JMCS-G-B-TF	—	—	4.5	6.9	5.4	5.7
	30	30P9.0-JMCS-G-B-TF	—	—	—	7.0	9.4	7.9	8.2
	40	40P9.0-JMCS-G-B-TF	40P10.0-JMCS-G-B-TF	—	—	9.5	11.9	10.4	10.7
	50	50P9.0-JMCS-G-B-TF	—	—	—	12.0	14.4	12.9	13.2
	60	60P9.0-JMCS-G-B-TF	—	—	—	14.5	16.9	15.4	15.7
	Q'ty / reel	500	500	—	—				

RoHS compliance

- Note: 1. The stacking height of absorption misalignment type is 1.0mm higher than that of standard type.
 2. Nickel-stripe product: "(N)" is suffixed to the model No.
 3. The products listed above are supplied on embossed-tape.

JMC CONNECTOR

Plug

Side entry type

	Circuits	Model No.	Dimensions (mm)				Q'ty / reel
			A	B	C	D	
Without bosses	20	20PS-JMCS-G-1-TF	4.5	7.9	5.4	—	1,500
	24	24PS-JMCS-G-1-TF	5.5	8.9	6.4	—	1,500
	30	30PS-JMCS-G-1-TF	7.0	10.4	7.9	—	1,500
	34	34PS-JMCS-G-1-TF	8.0	11.4	8.9	—	1,500
	40	40PS-JMCS-G-1-TF	9.5	12.9	10.4	—	1,500
	50	50PS-JMCS-G-1-TF	12.0	15.4	12.9	—	1,500
With bosses	20	20PS-JMCS-G-1B-TF	4.5	7.9	5.4	5.55	1,500
	24	24PS-JMCS-G-1B-TF	5.5	8.9	6.4	6.55	1,500
	30	30PS-JMCS-G-1B-TF	7.0	10.4	7.9	8.05	1,500
	34	34PS-JMCS-G-1B-TF	8.0	11.4	8.9	9.05	1,500
	40	40PS-JMCS-G-1B-TF	9.5	12.9	10.4	10.55	1,500
	50	50PS-JMCS-G-1B-TF	12.0	15.4	12.9	13.05	1,500
	60	60PS-JMCS-G-1B-TF	14.5	17.9	15.4	15.55	1,500

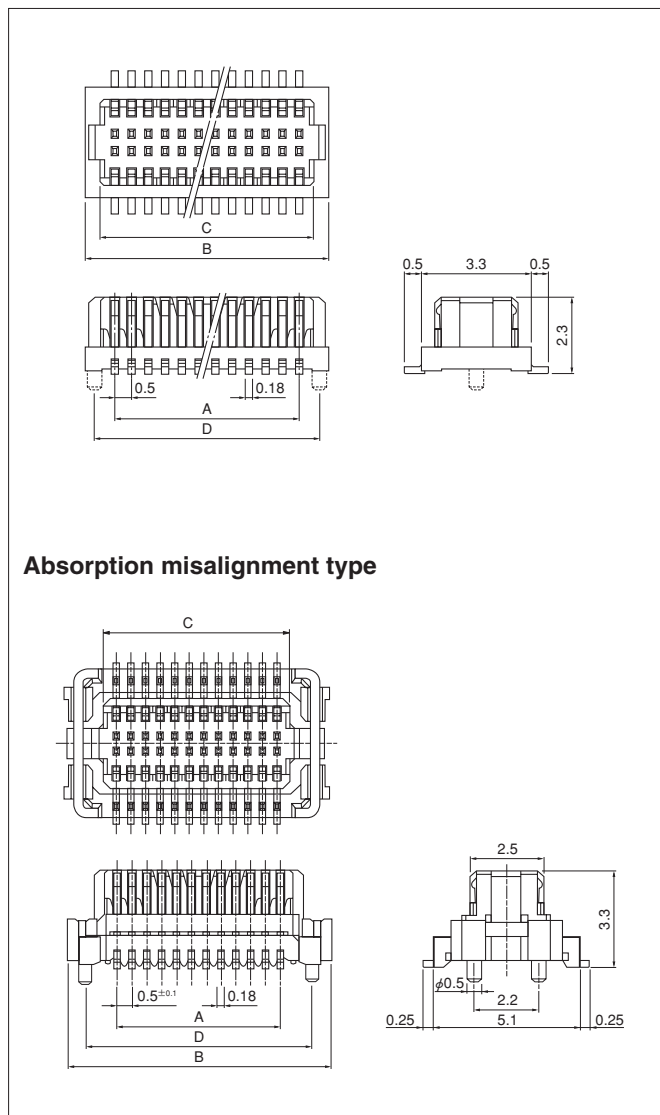
Material and Finish

Contact: Phosphor bronze, nickel-undercoated, gold-plated
Housing: PA 6T, UL94V-0
Solder tab: Brass, tin-plated (reflow treatment)

RoHS compliance This product displays (LF)(SN) on a label.

Note: 1. The products listed above are supplied on embossed-tape.
2. Nickel-stripe product: "(N)" is suffixed to the model No.

Receptacle



Circuits	Model No.		Dimensions (mm)				Q'ty / reel
	Without bosses	With bosses	A	B	C	D	
14	14R-JMCS-G-TF (S)	14R-JMCS-G-B-TF (S)	3.0	4.8	3.9	4.2	2,500
18	18R-JMCS-G-TF (S)	—	4.0	5.8	4.9	5.2	2,500
20	20R-JMCS-G-TF (S)	20R-JMCS-G-B-TF (S)	4.5	6.3	5.4	5.7	2,500
24	24R-JMCS-G-TF (S)	24R-JMCS-G-B-TF (S)	5.5	7.3	6.4	6.7	2,500
30	30R-JMCS-G-TF (S)	30R-JMCS-G-B-TF (S)	7.0	8.8	7.9	8.2	2,500
34	34R-JMCS-G-TF (S)	34R-JMCS-G-B-TF (S)	8.0	9.8	8.9	9.2	2,500
40	40R-JMCS-G-TF (S)	40R-JMCS-G-B-TF (S)	9.5	11.3	10.4	10.7	2,500
46	46R-JMCS-G-TF (S)	46R-JMCS-G-B-TF (S)	11.0	12.8	11.9	12.2	2,500
50	50R-JMCS-G-TF (S)	50R-JMCS-G-B-TF (S)	12.0	13.8	12.9	13.2	2,500
60	60R-JMCS-G-TF (S)	60R-JMCS-G-B-TF (S)	14.5	16.3	15.4	15.7	2,500

Material and Finish

Contact: Phosphor bronze, nickel-undercoated, gold-plated
Housing: PA 6T, UL94V-0

RoHS compliance

Note: 1. The products listed above are supplied on embossed-tape.
2. Nickel-stripe product: "(NSA)" instead of "(S)" is suffixed to model No.

Absorption misalignment type

Circuits	Model No.		Dimensions (mm)				Q'ty / reel
	Without bosses	With bosses	A	B	C	D	
20	20RF-JMCS-G-1-TF	20RF-JMCS-G-1B-TF	4.5	8.0	5.4	6.75	1,000
30	30RF-JMCS-G-1-TF	30RF-JMCS-G-1B-TF	7.0	10.5	7.9	9.25	1,000
40	40RF-JMCS-G-1-TF	40RF-JMCS-G-1B-TF	9.5	13.0	10.4	11.75	1,000
44	—	*44RF-JMCS-G-1B-TF	10.5	14.0	11.4	12.75	1,000
50	50RF-JMCS-G-1-TF	50RF-JMCS-G-1B-TF	12.0	15.5	12.9	14.25	1,000
60	60RF-JMCS-G-1-TF	60RF-JMCS-G-1B-TF	14.5	18.0	15.4	16.75	1,000
64	—	*64RF-JMCS-G-1B-TF	15.5	19.0	16.4	17.75	1,000

Material and Finish

Contact: Phosphor bronze, nickel-undercoated, gold-plated
Housing: PA 6T, UL94V-0
Solder tab: Brass, copper-undercoated, tin-plated (reflow treatment)

RoHS compliance This product displays (LF)(SN) on a label.

Note: 1. The products listed above are supplied on embossed-tape.
2. Nickel-stripe product: "(N)" is suffixed to model No.
3. *Marked products are not CSA approved.