

## Overview

The KEMET Aluminum Organic Capacitor (AO-CAP) is a solid state aluminum capacitor with an aluminum oxide dielectric and conductive polymer cathode. The use of the conductive polymer cathode results in very low ESR and improved capacitance retention at high frequency. AO-CAPs may be operated at steady state voltages up to 100% of rated voltage (no derating) with equivalent or better reliability than tantalum capacitors operating at the recommended derated voltage.


The A700 Series AO-CAP offers the same advantages as the polymer tantalum capacitors but also has the added advantages of 125°C performance capability, higher ripple current handling capability and a lower ESR range. Packaged with multiple anodes/elements to reduce the depth that the signal must penetrate, this parallel arrangement reduces the ESR further still to achieve lower ESR than other types of surface mount capacitors with similar capacitance ranges. With reduced ESR, the enhanced capacitance retention at higher frequencies provides the lowest total capacitance and an economical solution for power applications.

## Benefits

- ESR: 6mΩ to 70mΩ
- Voltage: 2V to 16V
- Capacitance: 6.8μF to 470μF
- Operating Temperature: -55°C to 125°C
- Polymer cathode technology
- High frequency capacitance retention
- Non-ignition failure mode
- 100% accelerated steady state aging
- 100% surge current tested
- Volumetric efficiency
- Self-healing mechanism
- EIA standard case sizes

## Applications

Typical applications include DC/DC converters, notebook PCs, telecommunications, displays, and industrial applications.



## Environmental Compliance

RoHS Compliant (6/6) according to Directive 2002/95/EC

## SPICE

For a detailed analysis of specific part numbers, please visit [kemet.com](http://kemet.com) for a free download of KEMET's SPICE software. The KEMET SPICE program is freeware intended to aid design engineers in analyzing the performance of these capacitors over frequency, temperature, ripple, and DC bias conditions.

## Ordering Information

| A               | 700                     | V  | 476  | M                     | 006   | A                   | T                              | E018   |                                    |
|-----------------|-------------------------|--|--|-----------------------|---|---------------------|--------------------------------|--|------------------------------------|
| Capacitor Class | Series                  | Case Size  | Capacitance Code (pF)  | Capacitance Tolerance | Voltage   | Failure Rate/Design | Lead Material                  | ESR Code   | Packaging (C-Spec)                 |
| A = Aluminum    | A700 = Aluminum Polymer | D = 7343-31<br>V = 7343-20<br>W = 7343-15<br>X = 7343-43 | First two digits represent significant figures. Third digit specifies number of zeros. | M = $\pm 20\%$        | 002 = 2V<br>2R5 = 2.5V<br>004 = 4V<br>006 = 6.3V<br>008 = 8V<br>010 = 10V<br>12R = 12.5V<br>016 = 16V | A = N/A             | T = 100% Matte Tin (Sn) Plated | E = ESR<br>Last three digits specify ESR in mOhms. (018 = 18mOhms) | Blank = 7" Reel<br>7280 = 13" Reel |

## Performance Characteristics

| Item                    | Performance Characteristics   |
|-------------------------|---|
| Operating Temperature   | -55°C to 125°C  |
| Rated Capacitance Range | 6.8 $\mu$ F–470 $\mu$ F @ 120 Hz/25°C   |
| Capacitance Tolerance   | M Tolerance (20%)   |
| Rated Voltage Range     | 2V–16V  |
| DF(120Hz)               | 6%  |
| ESR (100kHz)            | Refer to Part Number Electrical Specification Table   |
| Leakage Current         | $\leq 4V$ Rating: $\leq 0.06CV$ ( $\mu$ A) at Rated Voltage after 5 minutes<br>$> 4V$ Rating: $\leq 0.04CV$ ( $\mu$ A) at Rated Voltage after 5 minutes |

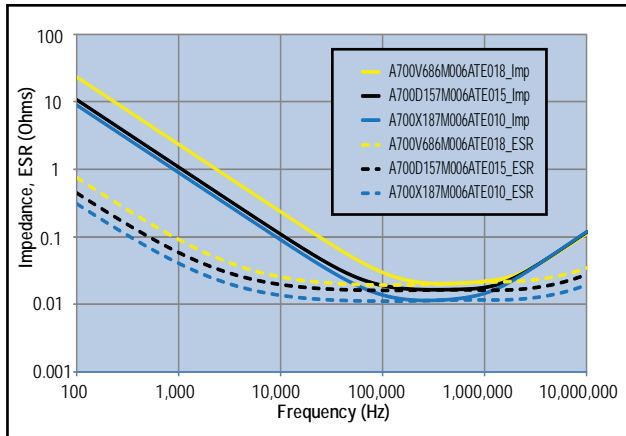
## Qualification

| Test                       | Condition   | Characteristics |  |         |                              |          |  |
|----------------------------|---|-----------------|--|---------|------------------------------|----------|--|
| Endurance                  | 125°C @ Rated Voltage, 2000 Hours   | ΔC/C            | Within ±10% of initial value                             |         |                              |          |  |
|                            |   | DF              | ≤ initial limit  |         |                              |          |  |
|                            |   | DCL             | Within 1.25 x initial limit                              |         |                              |          |  |
|                            |   | ESR             | Within 2.0 x initial limit                               |         |                              |          |  |
| Storage Life               | 125°C @ 0 Volts, 2000 Hours   | ΔC/C            | Within ±10% of initial value                             |         |                              |          |  |
|                            |   | DF              | Within initial limits                                    |         |                              |          |  |
|                            |   | DCL             | Within 1.25 x initial limit                              |         |                              |          |  |
|                            |   | ESR             | Within 2.0 x initial limit                               |         |                              |          |  |
| Humidity                   | 60°C, 90% RH, 1,000 Hours, Rated Voltage 60°C, 90% RH, 500 Hours, No Load                                     | ΔC/C            | Within -5%/+30% of initial value                         |         |                              |          |  |
|                            |   | DF              | ≤ initial limit  |         |                              |          |  |
|                            |   | DCL             | Within 5.0 x initial limit                               |         |                              |          |  |
| Temperature Stability      | Extreme temperature exposure at a succession of continuous steps at +25°C, -55°C, +25°C, +85°C, +125°C, +25°C | +25°C           | -55°C  | +85°C   | +125°C                       |          |  |
|                            |   | ΔC/C            | IL*  | ±15%    | ±15%                         | ±20%     |  |
|                            |   | DF              | IL   | IL      | 1.2 x IL                     | 1.5 x IL |  |
| DCL                        |   | IL              | n/a  | 10 x IL | 10 x IL                      |          |  |
|                            |   | Surge Voltage   | 125°C, 1.32 x Rated Voltage, 33W Resistance, 1000 cycles | ΔC/C    | Within ±10% of initial value |          |  |
|                            |   |                 |  | DF      | Within initial limits        |          |  |
| DCL                        | Within initial limits   |                 |  |         |                              |          |  |
| ESR                        | Within initial limits   |                 |  |         |                              |          |  |
| Mechanical Shock/Vibration | MIL-Std-202, Meth. 213, Cond. I, 100G Peak.<br>MIL-Std-202, Meth. 204, Cond. D, 10Hz to 2000Hz, 20G Peak      | ΔC/C            | Within ±10% of initial value                             |         |                              |          |  |
|                            |   | DF              | Within initial limits                                    |         |                              |          |  |
|                            |   | DCL             | Within initial limits                                    |         |                              |          |  |

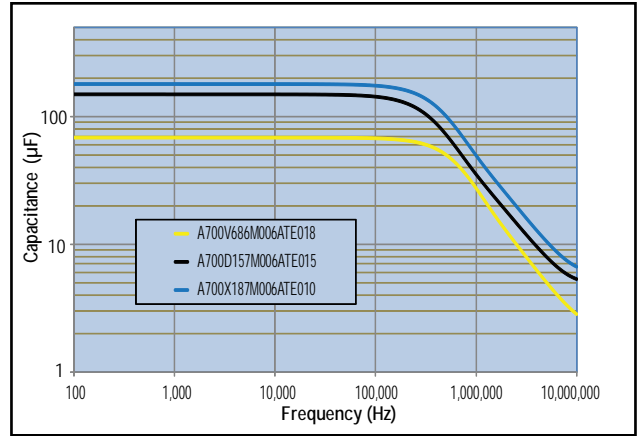
\*IL = Initial Limit

## Electrical Characteristics

ESR vs. Frequency



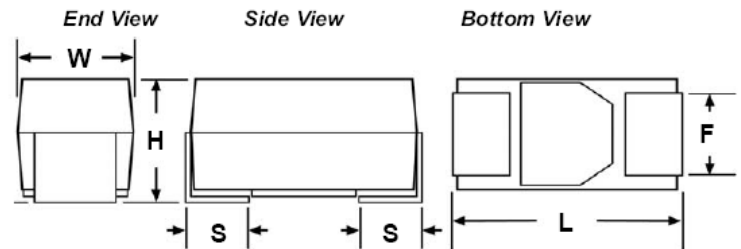
Capacitance vs. Frequency



## Dimensions – Millimeters (Inches)

Metric will govern

| Case Size |         | Component                  |                            |                            |                    |                    |
|-----------|---------|----------------------------|----------------------------|----------------------------|--------------------|--------------------|
| KEMET     | EIA     | L*                         | W*                         | H*                         | F* ±0.1<br>±(.004) | S* ±0.3<br>±(.012) |
| D         | 7343-31 | 7.3 ± 0.3<br>(.287 ± .012) | 4.3 ± 0.3<br>(.169 ± .012) | 2.8 ± 0.3<br>(.098 ± .012) | 2.4 (.094)         | 1.3 (.051)         |
| V         | 7343-20 | 7.3 ± 0.3<br>(.287 ± .012) | 4.3 ± 0.3<br>(.169 ± .012) | 2.0 (.079) max             | 2.4 (.094)         | 1.3 (.051)         |
| W         | 7343-15 | 7.3 ± 0.3<br>(.287 ± .012) | 4.3 ± 0.3<br>(.169 ± .012) | 1.5 (.059) max             | 2.4 (.094)         | 1.3 (.051)         |
| X         | 7343-43 | 7.3 ± 0.3<br>(.287 ± .012) | 4.3 ± 0.3<br>(.169 ± .012) | 4.0 ± 0.3<br>(.157 ± .012) | 2.4 (.094)         | 1.3 (.051)         |



**Table 1 – Ratings & Part Number Reference**

| Rated Voltage | Rated Cap        | Case Code/<br>Case Size | KEMET Part Number               | DC Leakage                     | DF                   | ESR                     | Ripple Current                             | Moisture Sensitivity  | Rated Temp |
|---------------|------------------|-------------------------|---------------------------------|--------------------------------|----------------------|-------------------------|--|-----------------------|------------|
|               |                  |                         |                                 | $\mu$ Amps @<br>+20°C max/5min | +20°C 120Hz<br>% Max | mOhms @<br>+20°C 100kHz | (mAmps)@ 100kHz<br>T=+20°C@ -55°C to 125°C | Reflow Temp<br>≤260°C | (°C)       |
| VDC           | 120Hz<br>$\mu$ F | KEMET/EIA               | (See below for<br>part options) |                                |                      |                         |  |                       |            |
| 2             | 100              | W/7343-15               | A700W107M002ATE009              | 12                             | 6                    | 9                       | 5300                                       | 3                     | 125        |
| 2             | 100              | W/7343-15               | A700W107M002ATE016              | 12                             | 6                    | 16                      | 4000                                       | 3                     | 125        |
| 2             | 100              | V/7343-20               | A700V107M002ATE018              | 12                             | 6                    | 18                      | 3900                                       | 3                     | 125        |
| 2             | 100              | V/7343-20               | A700V107M002ATE025              | 12                             | 6                    | 25                      | 3300                                       | 3                     | 125        |
| 2             | 100              | V/7343-20               | A700V107M002ATE028              | 12                             | 6                    | 28                      | 3100                                       | 3                     | 125        |
| 2             | 120              | V/7343-20               | A700V127M002ATE018              | 14                             | 6                    | 18                      | 3900                                       | 3                     | 125        |
| 2             | 120              | V/7343-20               | A700V127M002ATE025              | 14                             | 6                    | 25                      | 3300                                       | 3                     | 125        |
| 2             | 120              | V/7343-20               | A700V127M002ATE028              | 14                             | 6                    | 28                      | 3100                                       | 3                     | 125        |
| 2             | 150              | V/7343-20               | A700V157M002ATE009              | 18                             | 6                    | 9                       | 5500                                       | 3                     | 125        |
| 2             | 150              | V/7343-20               | A700V157M002ATE015              | 18                             | 6                    | 15                      | 4200                                       | 3                     | 125        |
| 2             | 150              | V/7343-20               | A700V157M002ATE018              | 18                             | 6                    | 18                      | 3900                                       | 3                     | 125        |
| 2             | 150              | V/7343-20               | A700V157M002ATE025              | 18                             | 6                    | 25                      | 3300                                       | 3                     | 125        |
| 2             | 150              | V/7343-20               | A700V157M002ATE028              | 18                             | 6                    | 28                      | 3100                                       | 3                     | 125        |
| 2             | 180              | D/7343-31               | A700D187M002ATE015              | 22                             | 6                    | 15                      | 4100                                       | 3                     | 125        |
| 2             | 180              | D/7343-31               | A700D187M002ATE018              | 22                             | 6                    | 18                      | 3700                                       | 3                     | 125        |
| 2             | 220              | V/7343-20               | A700V227M002ATE009              | 26                             | 6                    | 9                       | 5500                                       | 3                     | 125        |
| 2             | 220              | V/7343-20               | A700V227M002ATE015              | 26                             | 6                    | 15                      | 4200                                       | 3                     | 125        |
| 2             | 220              | V/7343-20               | A700V227M002ATE018              | 26                             | 6                    | 18                      | 3900                                       | 3                     | 125        |
| 2             | 220              | D/7343-31               | A700D227M002ATE009              | 26                             | 6                    | 9                       | 5300                                       | 3                     | 125        |
| 2             | 220              | D/7343-31               | A700D227M002ATE015              | 26                             | 6                    | 15                      | 4100                                       | 3                     | 125        |
| 2             | 220              | D/7343-31               | A700D227M002ATE018              | 26                             | 6                    | 18                      | 3700                                       | 3                     | 125        |
| 2             | 270              | D/7343-31               | A700D277M002ATE012              | 32                             | 6                    | 12                      | 4600                                       | 3                     | 125        |
| 2             | 270              | X/7343-43               | A700X277M002ATE010              | 32                             | 6                    | 10                      | 4700                                       | 3                     | 125        |
| 2             | 270              | X/7343-43               | A700X277M002ATE012              | 32                             | 6                    | 12                      | 4300                                       | 3                     | 125        |
| 2             | 270              | X/7343-43               | A700X277M002ATE015              | 32                             | 6                    | 15                      | 3900                                       | 3                     | 125        |
| 2             | 330              | V/7343-20               | A700V337M002ATE006              | 40                             | 6                    | 6                       | 6700                                       | 3                     | 125        |
| 2             | 330              | V/7343-20               | A700V337M002ATE009              | 40                             | 6                    | 9                       | 5500                                       | 3                     | 125        |
| 2             | 330              | D/7343-31               | A700D337M002ATE006              | 40                             | 6                    | 6                       | 6500                                       | 3                     | 125        |
| 2             | 330              | D/7343-31               | A700D337M002ATE007              | 40                             | 6                    | 7                       | 6000                                       | 3                     | 125        |
| 2             | 330              | D/7343-31               | A700D337M002ATE009              | 40                             | 6                    | 9                       | 5300                                       | 3                     | 125        |
| 2             | 330              | D/7343-31               | A700D337M002ATE012              | 40                             | 6                    | 12                      | 4600                                       | 3                     | 125        |
| 2             | 330              | X/7343-43               | A700X337M002ATE010              | 40                             | 6                    | 10                      | 4700                                       | 3                     | 125        |
| 2             | 330              | X/7343-43               | A700X337M002ATE015              | 40                             | 6                    | 15                      | 3900                                       | 3                     | 125        |
| 2             | 390              | X/7343-43               | A700X397M002ATE010              | 47                             | 6                    | 10                      | 4700                                       | 3                     | 125        |
| 2             | 390              | X/7343-43               | A700X397M002ATE015              | 47                             | 6                    | 15                      | 3900                                       | 3                     | 125        |
| 2             | 470              | D/7343-31               | A700D477M002ATE005              | 56                             | 6                    | 5                       | 7100                                       | 3                     | 125        |
| 2             | 470              | X/7343-43               | A700X477M002ATE007              | 56                             | 6                    | 7                       | 5700                                       | 3                     | 125        |
| 2             | 470              | X/7343-43               | A700X477M002ATE010              | 56                             | 6                    | 10                      | 4700                                       | 3                     | 125        |
| 2             | 470              | X/7343-43               | A700X477M002ATE015              | 56                             | 6                    | 15                      | 3900                                       | 3                     | 125        |
| 2             | 560              | X/7343-43               | A700X567M002ATE005              | 67                             | 6                    | 5                       | 6700                                       | 3                     | 125        |
| 2.5           | 82               | V/7343-20               | A700V826M2R5ATE018              | 12                             | 6                    | 18                      | 3900                                       | 3                     | 125        |
| 2.5           | 82               | V/7343-20               | A700V826M2R5ATE025              | 12                             | 6                    | 25                      | 3300                                       | 3                     | 125        |
| 2.5           | 82               | V/7343-20               | A700V826M2R5ATE028              | 12                             | 6                    | 28                      | 3100                                       | 3                     | 125        |
| 2.5           | 150              | D/7343-31               | A700D157M2R5ATE015              | 23                             | 6                    | 15                      | 4100                                       | 3                     | 125        |
| 2.5           | 150              | D/7343-31               | A700D157M2R5ATE018              | 23                             | 6                    | 18                      | 3700                                       | 3                     | 125        |
| 2.5           | 180              | D/7343-31               | A700D187M2R5ATE015              | 27                             | 6                    | 15                      | 4100                                       | 3                     | 125        |
| 2.5           | 180              | D/7343-31               | A700D187M2R5ATE018              | 27                             | 6                    | 18                      | 3700                                       | 3                     | 125        |
| 2.5           | 220              | X/7343-43               | A700X227M2R5ATE010              | 33                             | 6                    | 10                      | 4700                                       | 3                     | 125        |
| 2.5           | 220              | X/7343-43               | A700X227M2R5ATE015              | 33                             | 6                    | 15                      | 3900                                       | 3                     | 125        |
| 2.5           | 330              | X/7343-43               | A700X337M2R5ATE010              | 50                             | 6                    | 10                      | 4700                                       | 3                     | 125        |
| 2.5           | 330              | X/7343-43               | A700X337M2R5ATE015              | 50                             | 6                    | 15                      | 3900                                       | 3                     | 125        |
| 2.5           | 470              | X/7343-43               | A700X477M2R5ATE010              | 71                             | 6                    | 10                      | 4700                                       | 3                     | 125        |
| VDC           | $\mu$ F<br>120Hz | KEMET/EIA               | (See below for<br>part options) | $\mu$ Amps @<br>+20°C max/5min | +20°C 120Hz<br>% Max | mOhms @<br>+20°C 100kHz | (mAmps)@ 100kHz<br>T=+20°C@ -55°C to 125°C | Reflow Temp<br>≤260°C | (°C)       |
| Rated Voltage | Rated Cap        | Case Code/<br>Case Size | KEMET Part Number               | DC Leakage                     | DF                   | ESR                     | Ripple Current                             | Moisture Sensitivity  | Rated Temp |

Other part number options:

Also available on large (13 inch) reels. Add 7280 to the end of the part number.

Higher voltage ratings and tighter tolerance product including ESR may be substituted within the same size at KEMET's option. Voltage substitutions will be marked with the higher voltage rating. Substitutions can include better than series.

**Table 1 – Ratings & Part Number Reference con't**

| Rated Voltage | Rated Cap              | Case Code/<br>Case Size | KEMET Part Number            | DC Leakage                                     | DF  | ESR  | Ripple Current   | Moisture Sensitivity                 | Rated Temp           |
|---------------|------------------------|-------------------------|------------------------------|--|---|--|--|--------------------------------------|----------------------|
|               |                        |                         |                              | $\mu\text{Amps @ } +20^\circ\text{C max/5min}$ | $+20^\circ\text{C } 120\text{Hz } \% \text{ Max}$ | $\text{mOhms @ } +20^\circ\text{C } 100\text{kHz}$ | $(\text{mAmps})@ 100\text{kHz } T=+20^\circ\text{C@ } -55^\circ\text{C to } 125^\circ\text{C}$ | Reflow Temp $\leq 260^\circ\text{C}$ | ( $^\circ\text{C}$ ) |
| VDC           | 120Hz<br>$\mu\text{F}$ | KEMET/EIA               | (See below for part options) |  |   |  |  |                                      |                      |
| 4             | 68                     | V/7343-20               | A700V686M004ATE020           | 16   | 6   | 20   | 3700   | 3                                    | 125                  |
| 4             | 68                     | V/7343-20               | A700V686M004ATE028           | 16   | 6   | 28   | 3100   | 3                                    | 125                  |
| 4             | 82                     | V/7343-20               | A700V826M004ATE025           | 20   | 6   | 25   | 3300   | 3                                    | 125                  |
| 4             | 82                     | V/7343-20               | A700V826M004ATE028           | 20   | 6   | 28   | 3100   | 3                                    | 125                  |
| 4             | 120                    | D/7343-31               | A700D127M004ATE015           | 29   | 6   | 15   | 4100   | 3                                    | 125                  |
| 4             | 120                    | D/7343-31               | A700D127M004ATE018           | 29   | 6   | 18   | 3700   | 3                                    | 125                  |
| 4             | 150                    | D/7343-31               | A700D157M004ATE015           | 36   | 6   | 15   | 4100   | 3                                    | 125                  |
| 4             | 150                    | D/7343-31               | A700D157M004ATE018           | 36   | 6   | 18   | 3700   | 3                                    | 125                  |
| 4             | 180                    | D/7343-31               | A700D187M004ATE015           | 43   | 6   | 15   | 4100   | 3                                    | 125                  |
| 4             | 180                    | D/7343-31               | A700D187M004ATE018           | 43   | 6   | 18   | 3700   | 3                                    | 125                  |
| 4             | 180                    | X/7343-43               | A700X187M004ATE010           | 43   | 6   | 10   | 4700   | 3                                    | 125                  |
| 4             | 180                    | X/7343-43               | A700X187M004ATE015           | 43   | 6   | 15   | 3900   | 3                                    | 125                  |
| 4             | 180                    | X/7343-43               | A700X187M004ATE018           | 43   | 6   | 18   | 3500   | 3                                    | 125                  |
| 4             | 220                    | D/7343-31               | A700D227M004ATE009           | 53   | 6   | 9  | 5300   | 3                                    | 125                  |
| 4             | 220                    | D/7343-31               | A700D227M004ATE010           | 53   | 6   | 10   | 5000   | 3                                    | 125                  |
| 4             | 220                    | D/7343-31               | A700D227M004ATE015           | 53   | 6   | 15   | 4100   | 3                                    | 125                  |
| 4             | 220                    | X/7343-43               | A700X227M004ATE010           | 53   | 6   | 10   | 4700   | 3                                    | 125                  |
| 4             | 220                    | X/7343-43               | A700X227M004ATE015           | 53   | 6   | 15   | 3900   | 3                                    | 125                  |
| 4             | 270                    | X/7343-43               | A700X277M004ATE010           | 65   | 6   | 10   | 4700   | 3                                    | 125                  |
| 4             | 270                    | X/7343-43               | A700X277M004ATE015           | 65   | 6   | 15   | 3900   | 3                                    | 125                  |
| 4             | 330                    | X/7343-43               | A700X337M004ATE010           | 79   | 6   | 10   | 4700   | 3                                    | 125                  |
| 4             | 330                    | X/7343-43               | A700X337M004ATE015           | 79   | 6   | 15   | 3900   | 3                                    | 125                  |
| 6.3           | 10                     | V/7343-20               | A700V106M006ATE055           | 3  | 6   | 55   | 2200   | 3                                    | 125                  |
| 6.3           | 22                     | V/7343-20               | A700V226M006ATE028           | 6  | 6   | 28   | 3100   | 3                                    | 125                  |
| 6.3           | 22                     | V/7343-20               | A700V226M006ATE045           | 6  | 6   | 45   | 2400   | 3                                    | 125                  |
| 6.3           | 33                     | V/7343-20               | A700V336M006ATE018           | 8  | 6   | 18   | 3900   | 3                                    | 125                  |
| 6.3           | 33                     | V/7343-20               | A700V336M006ATE025           | 8  | 6   | 25   | 3300   | 3                                    | 125                  |
| 6.3           | 33                     | V/7343-20               | A700V336M006ATE028           | 8  | 6   | 28   | 3100   | 3                                    | 125                  |
| 6.3           | 47                     | V/7343-20               | A700V476M006ATE018           | 12   | 6   | 18   | 3900   | 3                                    | 125                  |
| 6.3           | 47                     | V/7343-20               | A700V476M006ATE025           | 12   | 6   | 25   | 3300   | 3                                    | 125                  |
| 6.3           | 47                     | V/7343-20               | A700V476M006ATE028           | 12   | 6   | 28   | 3100   | 3                                    | 125                  |
| 6.3           | 56                     | V/7343-20               | A700V566M006ATE018           | 14   | 6   | 18   | 3900   | 3                                    | 125                  |
| 6.3           | 56                     | V/7343-20               | A700V566M006ATE025           | 14   | 6   | 25   | 3300   | 3                                    | 125                  |
| 6.3           | 56                     | V/7343-20               | A700V566M006ATE028           | 14   | 6   | 28   | 3100   | 3                                    | 125                  |
| 6.3           | 68                     | V/7343-20               | A700V686M006ATE018           | 17   | 6   | 18   | 3900   | 3                                    | 125                  |
| 6.3           | 68                     | V/7343-20               | A700V686M006ATE025           | 17   | 6   | 25   | 3300   | 3                                    | 125                  |
| 6.3           | 68                     | V/7343-20               | A700V686M006ATE028           | 17   | 6   | 28   | 3100   | 3                                    | 125                  |
| 6.3           | 82                     | V/7343-20               | A700V826M006ATE018           | 21   | 6   | 18   | 3900   | 3                                    | 125                  |
| 6.3           | 82                     | V/7343-20               | A700V826M006ATE025           | 21   | 6   | 25   | 3300   | 3                                    | 125                  |
| 6.3           | 82                     | V/7343-20               | A700V826M006ATE028           | 21   | 6   | 28   | 3100   | 3                                    | 125                  |
| 6.3           | 100                    | V/7343-20               | A700V107M006ATE015           | 25   | 6   | 15   | 4200   | 3                                    | 125                  |
| 6.3           | 100                    | V/7343-20               | A700V107M006ATE018           | 25   | 6   | 18   | 3900   | 3                                    | 125                  |
| 6.3           | 100                    | V/7343-20               | A700V107M006ATE025           | 25   | 6   | 25   | 3300   | 3                                    | 125                  |
| 6.3           | 100                    | D/7343-31               | A700D107M006ATE015           | 25   | 6   | 15   | 4100   | 3                                    | 125                  |
| 6.3           | 100                    | D/7343-31               | A700D107M006ATE018           | 25   | 6   | 18   | 3700   | 3                                    | 125                  |
| 6.3           | 120                    | D/7343-31               | A700D127M006ATE012           | 30   | 6   | 12   | 4600   | 3                                    | 125                  |
| 6.3           | 120                    | D/7343-31               | A700D127M006ATE015           | 30   | 6   | 15   | 4100   | 3                                    | 125                  |
| 6.3           | 120                    | D/7343-31               | A700D127M006ATE018           | 30   | 6   | 18   | 3700   | 3                                    | 125                  |
| 6.3           | 150                    | D/7343-31               | A700D157M006ATE010           | 38   | 6   | 10   | 5000   | 3                                    | 125                  |
| 6.3           | 150                    | D/7343-31               | A700D157M006ATE012           | 38   | 6   | 12   | 4600   | 3                                    | 125                  |
| 6.3           | 150                    | D/7343-31               | A700D157M006ATE015           | 38   | 6   | 15   | 4100   | 3                                    | 125                  |
| 6.3           | 150                    | X/7343-43               | A700X157M006ATE010           | 38   | 6   | 10   | 4700   | 3                                    | 125                  |
| 6.3           | 150                    | X/7343-43               | A700X157M006ATE012           | 38   | 6   | 12   | 4300   | 3                                    | 125                  |
| VDC           | $\mu\text{F}$<br>120Hz | KEMET/EIA               | (See below for part options) | $\mu\text{Amps @ } +20^\circ\text{C max/5min}$ | $+20^\circ\text{C } 120\text{Hz } \% \text{ Max}$ | $\text{mOhms @ } +20^\circ\text{C } 100\text{kHz}$ | $(\text{mAmps})@ 100\text{kHz } T=+20^\circ\text{C@ } -55^\circ\text{C to } 125^\circ\text{C}$ | Reflow Temp $\leq 260^\circ\text{C}$ | ( $^\circ\text{C}$ ) |
| Rated Voltage | Rated Cap              | Case Code/<br>Case Size | KEMET Part Number            | DC Leakage                                     | DF  | ESR  | Ripple Current   | Moisture Sensitivity                 | Rated Temp           |

Other part number options:

Also available on large (13 inch) reels. Add 7280 to the end of the part number.

Higher voltage ratings and tighter tolerance product including ESR may be substituted within the same size at KEMET's option. Voltage substitutions will be marked with the higher voltage rating. Substitutions can include better than series.

**Table 1 – Ratings & Part Number Reference con't**

| Rated Voltage | Rated Cap        | Case Code/<br>Case Size | KEMET Part Number               | DC Leakage                     | DF                   | ESR                     | Ripple Current                             | Moisture Sensitivity  | Rated Temp |
|---------------|------------------|-------------------------|---------------------------------|--------------------------------|----------------------|-------------------------|--|-----------------------|------------|
|               |                  |                         |                                 | $\mu$ Amps @<br>+20°C max/5min | +20°C 120Hz<br>% Max | mOhms @<br>+20°C 100kHz | (mAmps)@ 100kHz<br>T=+20°C@ -55°C to 125°C | Reflow Temp<br>≤260°C | (°C)       |
| 6.3           | 150              | X/7343-43               | A700X157M006ATE015              | 38                             | 6                    | 15                      | 3900                                       | 3                     | 125        |
| 6.3           | 180              | X/7343-43               | A700X187M006ATE010              | 45                             | 6                    | 10                      | 4700                                       | 3                     | 125        |
| 6.3           | 180              | X/7343-43               | A700X187M006ATE015              | 45                             | 6                    | 15                      | 3900                                       | 3                     | 125        |
| 6.3           | 220              | X/7343-43               | A700X227M006ATE015              | 55                             | 6                    | 15                      | 3900                                       | 3                     | 125        |
| 8             | 10               | V/7343-20               | A700V106M008ATE055              | 3                              | 6                    | 55                      | 2200                                       | 3                     | 125        |
| 8             | 22               | V/7343-20               | A700V226M008ATE028              | 7                              | 6                    | 28                      | 3100                                       | 3                     | 125        |
| 8             | 22               | V/7343-20               | A700V226M008ATE045              | 7                              | 6                    | 45                      | 2400                                       | 3                     | 125        |
| 8             | 33               | V/7343-20               | A700V336M008ATE018              | 11                             | 6                    | 18                      | 3900                                       | 3                     | 125        |
| 8             | 33               | V/7343-20               | A700V336M008ATE025              | 11                             | 6                    | 25                      | 3300                                       | 3                     | 125        |
| 8             | 33               | V/7343-20               | A700V336M008ATE028              | 11                             | 6                    | 28                      | 3100                                       | 3                     | 125        |
| 8             | 56               | D/7343-31               | A700D566M008ATE015              | 18                             | 6                    | 15                      | 4100                                       | 3                     | 125        |
| 8             | 56               | D/7343-31               | A700D566M008ATE018              | 18                             | 6                    | 18                      | 3700                                       | 3                     | 125        |
| 8             | 68               | D/7343-31               | A700D686M008ATE015              | 22                             | 6                    | 15                      | 4100                                       | 3                     | 125        |
| 8             | 68               | D/7343-31               | A700D686M008ATE018              | 22                             | 6                    | 18                      | 3700                                       | 3                     | 125        |
| 8             | 100              | X/7343-43               | A700X107M008ATE010              | 32                             | 6                    | 10                      | 4700                                       | 3                     | 125        |
| 8             | 100              | X/7343-43               | A700X107M008ATE012              | 32                             | 6                    | 12                      | 4300                                       | 3                     | 125        |
| 8             | 100              | X/7343-43               | A700X107M008ATE015              | 32                             | 6                    | 15                      | 3900                                       | 3                     | 125        |
| 10            | 10               | V/7343-20               | A700V106M010ATE055              | 4                              | 6                    | 55                      | 2200                                       | 3                     | 125        |
| 10            | 22               | V/7343-20               | A700V226M010ATE028              | 9                              | 6                    | 28                      | 3100                                       | 3                     | 125        |
| 10            | 33               | V/7343-20               | A700V336M010ATE018              | 13                             | 6                    | 18                      | 3900                                       | 3                     | 125        |
| 10            | 33               | V/7343-20               | A700V336M010ATE025              | 13                             | 6                    | 25                      | 3300                                       | 3                     | 125        |
| 10            | 33               | V/7343-20               | A700V336M010ATE028              | 13                             | 6                    | 28                      | 3100                                       | 3                     | 125        |
| 10            | 47               | V/7343-20               | A700V476M010ATE028              | 19                             | 6                    | 28                      | 3100                                       | 3                     | 125        |
| 10            | 56               | D/7343-31               | A700D566M010ATE015              | 22                             | 6                    | 15                      | 4100                                       | 3                     | 125        |
| 10            | 56               | D/7343-31               | A700D566M010ATE018              | 22                             | 6                    | 18                      | 3700                                       | 3                     | 125        |
| 10            | 68               | D/7343-31               | A700D686M010ATE015              | 27                             | 6                    | 15                      | 4100                                       | 3                     | 125        |
| 10            | 68               | D/7343-31               | A700D686M010ATE018              | 27                             | 6                    | 18                      | 3700                                       | 3                     | 125        |
| 10            | 100              | X/7343-43               | A700X107M010ATE010              | 40                             | 6                    | 10                      | 4700                                       | 3                     | 125        |
| 10            | 100              | X/7343-43               | A700X107M010ATE015              | 40                             | 6                    | 15                      | 3900                                       | 3                     | 125        |
| 10            | 120              | X/7343-43               | A700X127M010ATE010              | 48                             | 6                    | 10                      | 4700                                       | 3                     | 125        |
| 10            | 120              | X/7343-43               | A700X127M010ATE015              | 48                             | 6                    | 15                      | 3900                                       | 3                     | 125        |
| 10            | 150              | X/7343-43               | A700X157M010ATE010              | 60                             | 6                    | 10                      | 4700                                       | 3                     | 125        |
| 10            | 150              | X/7343-43               | A700X157M010ATE015              | 60                             | 6                    | 15                      | 3900                                       | 3                     | 125        |
| 12.5          | 10               | V/7343-20               | A700V106M12RATE040              | 5                              | 6                    | 40                      | 2600                                       | 3                     | 125        |
| 12.5          | 10               | V/7343-20               | A700V106M12RATE060              | 5                              | 6                    | 60                      | 2100                                       | 3                     | 125        |
| 12.5          | 15               | V/7343-20               | A700V156M12RATE040              | 8                              | 6                    | 40                      | 2600                                       | 3                     | 125        |
| 12.5          | 22               | V/7343-20               | A700V226M12RATE030              | 11                             | 6                    | 30                      | 3000                                       | 3                     | 125        |
| 12.5          | 47               | D/7343-31               | A700D476M12RATE020              | 24                             | 6                    | 20                      | 3500                                       | 3                     | 125        |
| 12.5          | 47               | D/7343-31               | A700D476M12RATE025              | 24                             | 6                    | 25                      | 3200                                       | 3                     | 125        |
| 12.5          | 100              | X/7343-43               | A700X107M12RATE015              | 50                             | 6                    | 15                      | 3900                                       | 3                     | 125        |
| 16            | 6.8              | V/7343-20               | A700V685M016ATE070              | 4                              | 6                    | 70                      | 2000                                       | 3                     | 125        |
| 16            | 8.2              | V/7343-20               | A700V825M016ATE045              | 5                              | 6                    | 45                      | 2400                                       | 3                     | 125        |
| 16            | 10               | V/7343-20               | A700V106M016ATE045              | 6                              | 6                    | 45                      | 2400                                       | 3                     | 125        |
| 16            | 10               | V/7343-20               | A700V106M016ATE060              | 6                              | 6                    | 60                      | 2100                                       | 3                     | 125        |
| 16            | 15               | V/7343-20               | A700V156M016ATE040              | 10                             | 6                    | 40                      | 2600                                       | 3                     | 125        |
| 16            | 22               | D/7343-31               | A700D226M016ATE018              | 14                             | 6                    | 18                      | 3700                                       | 3                     | 125        |
| 16            | 22               | D/7343-31               | A700D226M016ATE025              | 14                             | 6                    | 25                      | 3200                                       | 3                     | 125        |
| 16            | 22               | D/7343-31               | A700D226M016ATE030              | 14                             | 6                    | 30                      | 2900                                       | 3                     | 125        |
| VDC           | $\mu$ F<br>120Hz | KEMET/EIA               | (See below for<br>part options) | $\mu$ Amps @<br>+20°C max/5min | +20°C 120Hz<br>% Max | mOhms @<br>+20°C 100kHz | (mAmps)@ 100kHz<br>T=+20°C@ -55°C to 125°C | Reflow Temp<br>≤260°C | (°C)       |
| Rated Voltage | Rated Cap        | Case Code/<br>Case Size | KEMET Part Number               | DC Leakage                     | DF                   | ESR                     | Ripple Current                             | Moisture Sensitivity  | Rated Temp |

Other part number options:

Also available on large (13 inch) reels. Add 7280 to the end of the part number.

Higher voltage ratings and tighter tolerance product including ESR may be substituted within the same size at KEMET's option. Voltage substitutions will be marked with the higher voltage rating. Substitutions can include better than series.

## Derating Guidelines

| Voltage Rating         | Max Recommended Steady State Voltage | Max Recommended Transient Voltage (1ms - 1μs) |
|------------------------|--------------------------------------|---|
| -55°C to 125°C         |                                      |   |
| $2V \leq V_r \leq 16V$ | $V_r$                                | $V_r$   |

$V_r$  = Rated Voltage

## Ripple Current/Ripple Voltage

Permissible AC ripple voltage and current are related to equivalent series resistance (ESR) and the power dissipation capabilities of the device. Permissible AC ripple voltage which may be applied is limited by two criteria

- The positive peak AC voltage plus the DC bias voltage, if any, must not exceed the DC voltage rating of the capacitor.
- The negative peak AC voltage, in combination with bias voltage, if any, must not exceed the allowable limits specified for reverse voltage. See the Reverse Voltage section for allowable limits

Power capability is determined based on a 20°C temperature rise. A higher temperature rise and therefore higher power capability is allowable as long as the ambient temperature plus temperature rise due to ripple current does not exceed the rated temperature of the part.

The maximum power dissipation by case size can be determined using the below table.

| Case Code |         | Maximum Power Dissipation (Pmax)<br>mWatts @ 25°C w/+20°C Rise |
|-----------|---------|--|
| KEMET     | EIA     |  |
| A700W     | 7343-15 | 290  |
| A700V     | 7343-20 | 270  |
| A700D     | 7343-31 | 250  |
| A700X     | 7343-43 | 225  |

Using the  $P_{max}$  of the device, the maximum allowable rms ripple current or voltage may be determined.

$$I(max) = \sqrt{P_{max}/R}$$

$$E(max) = \sqrt{P_{max} \cdot R}$$

$I$  = rms ripple current (amperes)

$E$  = rms ripple voltage (volts)

$P_{max}$  = maximum power dissipation (watts)

$R$  = ESR at specified frequency (ohms)

Refer to part number listings for permissible Arms limits.



## Reverse Voltage

Polymer aluminum capacitors are polar devices and may be permanently damaged or destroyed if connected in the wrong polarity. These devices will withstand a certain degree of transient voltage reversal for short periods as shown in the below table. Please note that these parts may not be operated continuously in reverse, even within these limits.

| Temperature | Permissible Transient Reverse Voltage |
|-------------|---------------------------------------|
| 25°C        | 60% of Rated Voltage                  |
| 55°C        | 50% of Rated Voltage                  |
| 85°C        | 40% of Rated Voltage                  |
| 125°C       | 30% of Rated Voltage                  |

### Table 2 – Land Dimensions/Courtyard

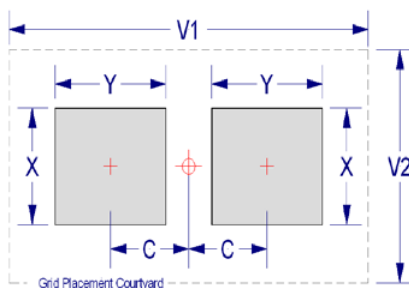
| KEMET          | Metric Size Code | Density Level A: Maximum (Most) Land Protrusion (mm) |      |      |       |      | Density Level B: Median (Nominal) Land Protrusion (mm) |      |      |      |      | Density Level C: Minimum (Least) Land Protrusion (mm) |      |      |      |      |
|----------------|------------------|--|------|------|-------|------|--|------|------|------|------|---|------|------|------|------|
|                |                  | X  | Y    | C    | V1    | V2   | X  | Y    | C    | V1   | V2   | X   | Y    | C    | V1   | V2   |
| D              | 7343-31          | 2.55   | 3.75 | 2.70 | 10.20 | 5.50 | 2.45   | 3.35 | 2.60 | 9.10 | 5.00 | 2.35  | 2.95 | 2.50 | 8.20 | 4.70 |
| V              | 7343-20          | 2.55   | 3.75 | 2.70 | 10.20 | 5.50 | 2.45   | 3.35 | 2.60 | 9.10 | 5.00 | 2.35  | 2.95 | 2.50 | 8.20 | 4.70 |
| W              | 7343-15          | 2.55   | 3.75 | 2.70 | 10.20 | 5.50 | 2.45   | 3.35 | 2.60 | 9.10 | 5.00 | 2.35  | 2.95 | 2.50 | 8.20 | 4.70 |
| X <sup>1</sup> | 7343-43          | 2.55   | 3.75 | 2.70 | 10.20 | 5.50 | 2.45   | 3.35 | 2.60 | 9.10 | 5.00 | 2.35  | 2.95 | 2.50 | 8.20 | 4.70 |

**Density Level A:** For low-density product applications. Recommended for wave solder applications and provides a wider process window for reflow solder processes.

**Density Level B:** For products with a moderate level of component density. Provides a robust solder attachment condition for reflow solder processes.

**Density Level C:** For high component density product applications. Before adapting the minimum land pattern variations the user should perform qualification testing based on the conditions outlined in IPC standard 7351 (IPC-7351).

<sup>1</sup> Height of these chips may create problems in wave soldering.



## Soldering Process

KEMET’s families of surface mount capacitors are compatible with wave (single or dual), convection, IR or vapor phase reflow techniques. Preheating of these components is recommended to avoid extreme thermal stress. KEMET’s recommended profile conditions for convection and IR reflow reflect the profile conditions of the IPC/J-STD-020D standard for moisture sensitivity testing. The devices can safely withstand a maximum of three reflow passes at these conditions.

Note that although the X/7343-43 case size can withstand wave soldering, the tall profile (4.3 mm maximum) dictates care in wave process development.

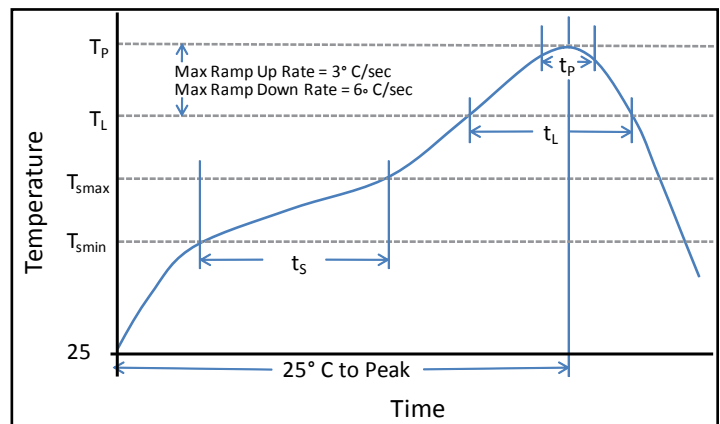
Hand soldering should be performed with care due to the difficulty in process control. If performed, care should be taken to avoid contact of the soldering iron to the molded case. The iron should be used to heat the solder pad, applying solder between the pad and the termination, until reflow occurs. Once reflow occurred, the iron should be removed immediately. "Wiping" the edges of a chip and heating the top surface is not recommended.

| Profile Feature                                   | SnPb Assembly     | Pb-Free Assembly  |
|---|-------------------|-------------------|
| Preheat/Soak                                      |                   |                   |
| Temperature Min ( $T_{smin}$ )                    | 100°C             | 150°C             |
| Temperature Max ( $T_{smax}$ )                    | 150°C             | 200°C             |
| Time ( $t_s$ ) from $T_{smin}$ to $T_{smax}$      | 60-120 sec        | 60-120 sec        |
| Ramp-up Rate ( $T_L$ to $T_p$ )                   | 3°C/sec max       | 3°C/sec max       |
| Liquidous Temperature ( $T_L$ )                   | 183°C             | 217°C             |
| Time Above Liquidous ( $t_L$ )                    | 60-150 sec        | 60-150 sec        |
| Peak Temperature ( $T_p$ )                        | 220°C*<br>235°C** | 250°C*<br>260°C** |
| Time within 5°C of Max Peak Temperature ( $t_p$ ) | 20 sec max        | 30 sec max        |
| Ramp-down Rate ( $T_p$ to $T_L$ )                 | 6°C/sec max       | 6°C/sec max       |
| Time 25°C to Peak Temperature                     | 6 minutes max     | 8 minutes max     |

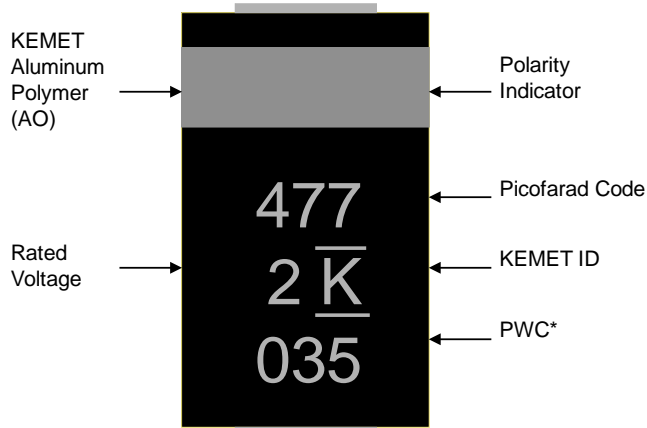
Note: All temperatures refer to the center of the package, measured on the package body surface that is facing up during assembly reflow.

\*Case Size D, E, P, Y and X

\*\*Case Size A, B, C, H, I, K, M, R, S, T, U, V, W and Z



## Capacitor Marking



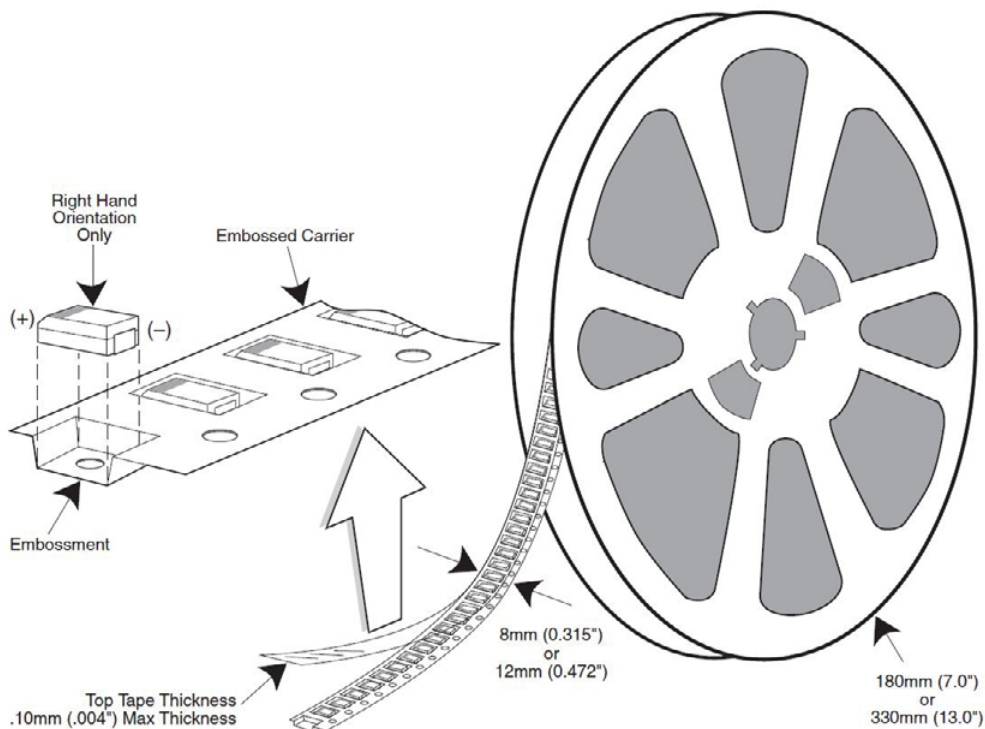
\* 035 = 35<sup>th</sup> week of 2010

## Storage

All AO-CAP series are shipped in moisture barrier bags with a desiccant and moisture indicator card. These series are classified as MSL3 (Moisture Sensitivity Level 3). Product contained within the moisture barrier bags should be stored in normal working environments with temperatures not to exceed 40°C and humidity not in excess of 60% RH.

## Tape & Reel Packaging Information

KEMET’s Molded Tantalum and Aluminum Chip Capacitor families are packaged in 8 mm and 12 mm plastic tape on 7" and 13" reels, in accordance with EIA Standard 481-D: Taping of Surface Mount Components for Automatic Handling. This packaging system is compatible with all tape fed automatic pick and place systems.

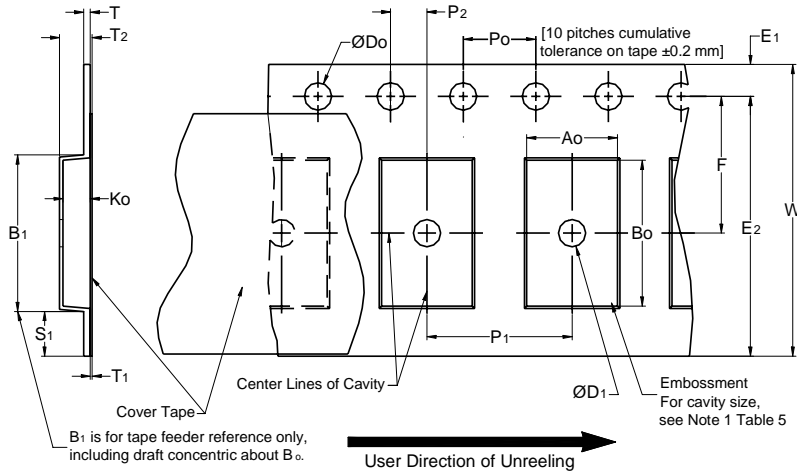


**Table 3 – Packaging Quantity**

| Case Code |         | Tape Width-mm | 7" Reel* | 13" Reel* |
|-----------|---------|---------------|----------|-----------|
| KEMET     | EIA     |               |          |           |
| R         | 2012-12 | 8             | 2,500    | 10,000    |
| I         | 3216-10 | 8             | 3,000    | 12,000    |
| S         | 3216-12 | 8             | 2,500    | 10,000    |
| T         | 3528-12 | 8             | 2,500    | 10,000    |
| M         | 3528-15 | 8             | 2,000    | 8,000     |
| U         | 6032-15 | 12            | 1,000    | 5,000     |
| L         | 6032-19 | 12            | 1,000    | 5,000     |
| W         | 7343-15 | 12            | 1,000    | 3,000     |
| Z         | 7343-17 | 12            | 1,000    | 3,000     |
| V         | 7343-20 | 12            | 1,000    | 3,000     |
| A         | 3216-18 | 8             | 2,000    | 9,000     |
| B         | 3528-21 | 8             | 2,000    | 8,000     |
| C         | 6032-28 | 12            | 500      | 3,000     |
| D         | 7343-31 | 12            | 500      | 2,500     |
| Y         | 7343-40 | 12            | 500      | 2,000     |
| X         | 7343-43 | 12            | 500      | 2,000     |
| E         | 7260-38 | 12            | 500      | 2,000     |

\* No c-spec required for 7" reel packaging. C-7280 required for 13" reel packaging.

**Figure 1 – Embossed (Plastic) Carrier Tape Dimensions**



**Table 4 – Embossed (Plastic) Carrier Tape Dimensions**

Metric will govern

| Constant Dimensions — Millimeters (Inches) |   |                      |                                    |                                   |                                   |                  |                      |                    |                  |
|--|---|----------------------|------------------------------------|-----------------------------------|-----------------------------------|------------------|----------------------|--------------------|------------------|
| Tape Size                                  | $D_0$                                   | $D_1$ Min.<br>Note 1 | $E_1$                              | $P_0$                             | $P_2$                             | R Ref.<br>Note 2 | $S_1$ Min.<br>Note 3 | T Max.             | $T_1$ Max.       |
| 8mm  | $1.5 +0.10/-0.0$<br>(0.059 +0.004/-0.0) | 1.0<br>(0.039)       | $1.75 \pm 0.10$<br>(0.069 ± 0.004) | $4.0 \pm 0.10$<br>(0.157 ± 0.004) | $2.0 \pm 0.05$<br>(0.079 ± 0.002) | 25.0<br>(0.984)  | 0.600<br>(0.024)     | 0.600<br>(0.024)   | 0.100<br>(0.004) |
| 12mm                                       |   | 1.5<br>(0.059)       |                                    |                                   |                                   | 30<br>(1.181)    |                      |                    |                  |
| 16mm                                       |   |                      |                                    |                                   |                                   |                  |                      |                    |                  |
| Variable Dimensions — Millimeters (Inches) |   |                      |                                    |                                   |                                   |                  |                      |                    |                  |
| Tape Size                                  | Pitch                                   | $B_1$ Max.<br>Note 4 | $E_2$ Min.                         | F                                 | $P_1$                             | $T_2$ Max        | W Max                | $A_0, B_0$ & $K_0$ |                  |
| 8mm  | Single (4mm)                            | 4.35<br>(0.171)      | 6.25<br>(0.246)                    | $3.5 \pm 0.05$<br>(0.138 ± 0.002) | $4.0 \pm 0.10$<br>(0.157 ± 0.004) | 2.5<br>(0.098)   | 8.3<br>(0.327)       | Note 5             |                  |
| 12mm                                       | Single (4mm) &<br>Double (8mm)          | 8.2<br>(0.323)       | 10.25<br>(0.404)                   | $5.5 \pm 0.05$<br>(0.217 ± 0.002) | $8.0 \pm 0.10$<br>(0.315 ± 0.004) | 4.6<br>(0.181)   | 12.3<br>(0.484)      |                    |                  |
| 16mm                                       | Triple (12mm)                           | 12.1<br>(0.476)      | 14.25<br>(0.561)                   | $5.5 \pm 0.05$<br>(0.217 ± 0.002) | $8.0 \pm 0.10$<br>(0.315 ± 0.004) | 4.6<br>(0.181)   | 16.3<br>(0.642)      |                    |                  |

1. The embossment hole location shall be measured from the sprocket hole controlling the location of the embossment. Dimensions of embossment location and hole location shall be applied independent of each other.
2. The tape with or without components shall pass around R without damage (see Figure 5).
3. If  $S_1 < 1.0$  mm, there may not be enough area for cover tape to be properly applied (see EIA Document 481 paragraph 4.3 (b)).
4.  $B_1$  dimension is a reference dimension for tape feeder clearance only.
5. The cavity defined by  $A_0$ ,  $B_0$  and  $K_0$  shall surround the component with sufficient clearance that:
  - (a) the component does not protrude above the top surface of the carrier tape.
  - (b) the component can be removed from the cavity in a vertical direction without mechanical restriction, after the top cover tape has been removed.
  - (c) rotation of the component is limited to 20° maximum for 8 and 12mm tapes and 10° maximum for 16mm tapes (see Figure 3).
  - (d) lateral movement of the component is restricted to 0.5 mm maximum for 8mm and 12mm wide tape and to 1.0mm maximum for 16mm tape (see Figure 4).
  - (e) see Addendum in EIA Document 481 for standards relating to more precise taping requirements.

## Packaging Information Performance Notes

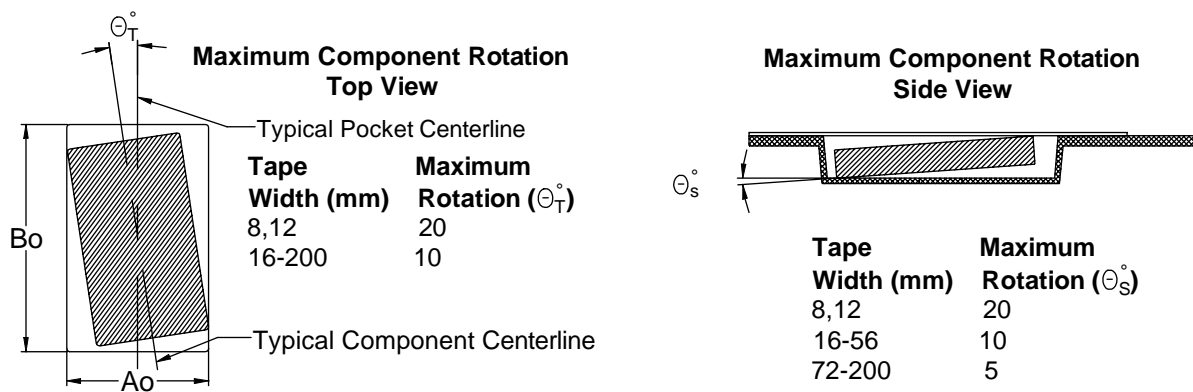
1. **Cover Tape Break Force:** 1.0 Kg minimum.
2. **Cover Tape Peel Strength:** The total peel strength of the cover tape from the carrier tape shall be:

| Tape Width  | Peel Strength                            |
|-------------|--|
| 8mm         | 0.1 Newton to 1.0 Newton (10gf to 100gf) |
| 12mm & 16mm | 0.1 Newton to 1.3 Newton (10gf to 130gf) |

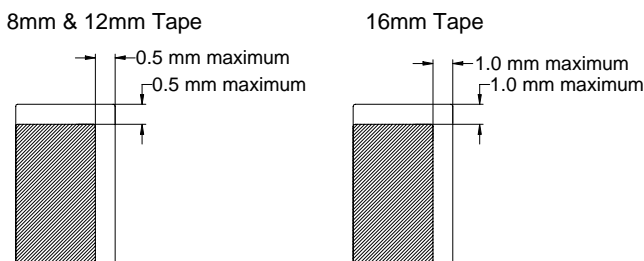
The direction of the pull shall be opposite the direction of the carrier tape travel. The pull angle of the carrier tape shall be 165° to 180° from the plane of the carrier tape. During peeling, the carrier and/or cover tape shall be pulled at a velocity of 300±10 mm/minute.

3. **Labeling:** Bar code labeling (standard or custom) shall be on the side of the reel opposite the sprocket holes. Refer to EIA-556 and EIA-624.

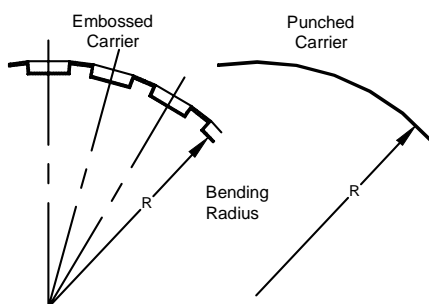
## Figure 2 – Maximum Component Rotation



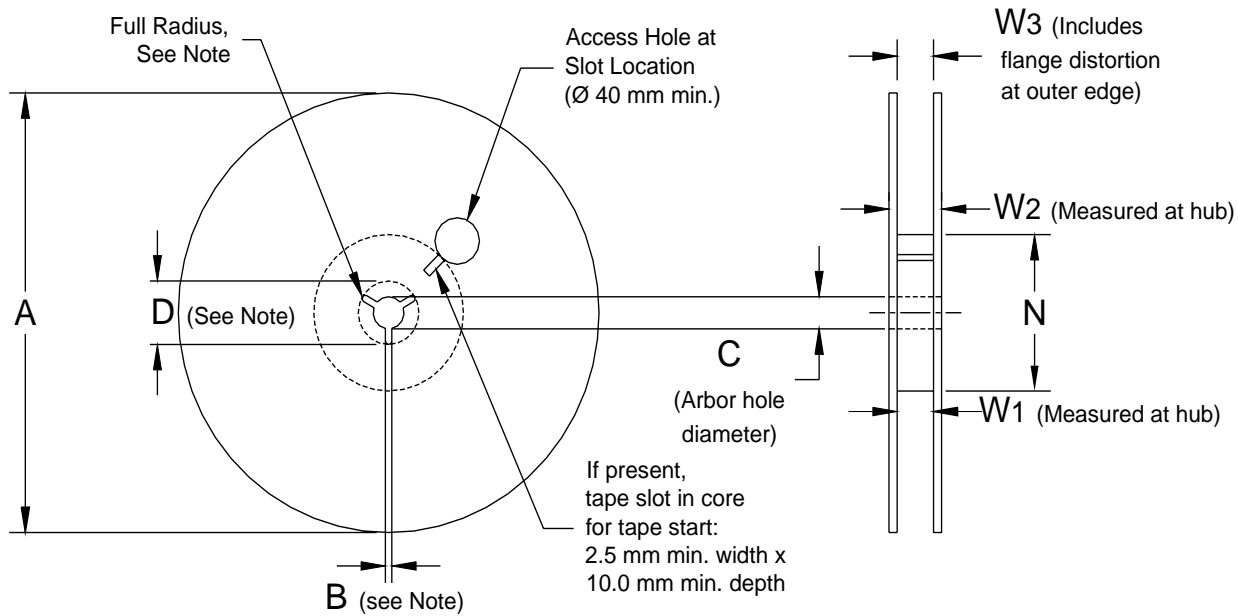
## Figure 3 – Maximum Lateral Movement



## Figure 4 – Bending Radius



**Figure 5 – Reel Dimensions**

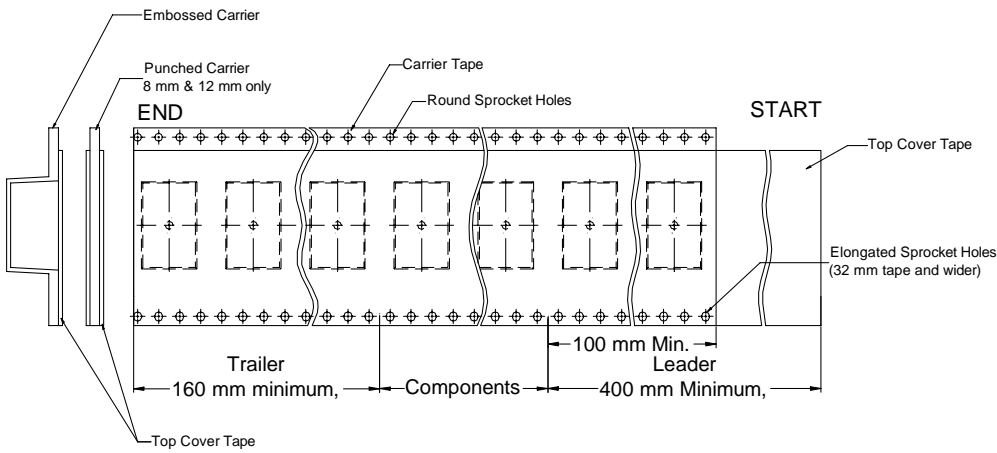


**Table 5 – Reel Dimensions**

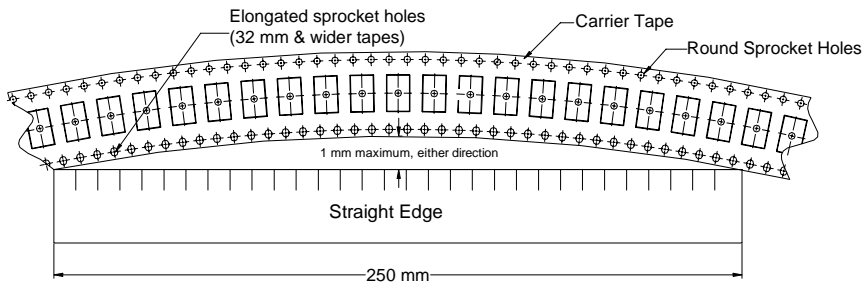
Metric will govern

| Constant Dimensions — Millimeters (Inches) |                                    |   |  |   |
|--|------------------------------------|---|--|---|
| Tape Size                                  | A                                  | B Min                                   | C  | D Min   |
| 8mm  | $178 \pm 0.20$<br>(7.008 ± 0.008)  | 1.5<br>(0.059)                          | $13.0 +0.5/-0.2$<br>(0.521 +0.02/-0.008) | 20.2<br>(0.795)                                   |
| 12mm                                       | or                                 |   |  |   |
| 16mm                                       | $330 \pm 0.20$<br>(13.000 ± 0.008) |   |  |   |
| Variable Dimensions — Millimeters (Inches) |                                    |   |  |   |
| Tape Size                                  | N Min                              | W <sub>1</sub>                          | W <sub>2</sub> Max                       | W <sub>3</sub>                                    |
| 8mm  | 50<br>(1.969)                      | $8.4 +1.5/-0.0$<br>(0.331 +0.059/-0.0)  | 14.4<br>(0.567)                          | Shall accommodate tape width without interference |
| 12mm                                       |                                    | $12.4 +2.0/-0.0$<br>(0.488 +0.078/-0.0) | 18.4<br>(0.724)                          |   |
| 16mm                                       |                                    | $16.4 +2.0/-0.0$<br>(0.646 +0.078/-0.0) | 22.4<br>(0.882)                          |   |

**Figure 6 – Tape Leader & Trailer Dimensions**



**Figure 7 – Maximum Camber**





## KEMET Corporation World Headquarters

2835 KEMET Way  
Simpsonville, SC 29681

Mailing Address:  
P.O. Box 5928  
Greenville, SC 29606

www.kemet.com  
Tel: 864-963-6300  
Fax: 864-963-6521

### Corporate Offices

Fort Lauderdale, FL  
Tel: 954-766-2800

## North America

### Southeast

Lake Mary, FL  
Tel: 407-855-8886

### Northeast

Wilmington, MA  
Tel: 978-658-1663

West Chester, PA  
Tel: 610-692-4642

### Central

Schaumburg, IL  
Tel: 847-882-3590

Carmel, IN  
Tel: 317-706-6742

### West

Milpitas, CA  
Tel: 408-433-9950

### Mexico

Zapopan, Jalisco  
Tel: 52-33-3123-2141

## Europe

### Southern Europe

Geneva, Switzerland  
Tel: 41-22-715-0100

Paris, France  
Tel: 33-1-4646-1009

Sasso Marconi, Italy  
Tel: 39-051-939111

Milan, Italy  
Tel: 39-02-57518176

Rome, Italy  
Tel: 39-06-23231718

Madrid, Spain  
Tel: 34-91-804-4303

### Central Europe

Landsberg, Germany  
Tel: 49-8191-3350800

Dortmund, Germany  
Tel: 49-2307-3619672

Kwidzyn, Poland  
Tel: 48-55-279-7025

### Northern Europe

Bishop's Stortford, United Kingdom  
Tel: 44-1279-757201

Weymouth, United Kingdom  
Tel: 44-1305-830747

Coatbridge, Scotland  
Tel: 44-1236-434455

Färjestaden, Sweden  
Tel: 46-485-563934

Espoo, Finland  
Tel: 358-9-5406-5000

## Asia

### Northeast Asia

Hong Kong  
Tel: 852-2305-1168

Shenzhen, China  
Tel: 86-755-2518-1306

Beijing, China  
Tel: 86-10-5829-1711

Shanghai, China  
Tel: 86-21-6447-0707

Taipei, Taiwan  
Tel: 886-2-27528585

### Southeast Asia

Singapore  
Tel: 65-6586-1900

Penang, Malaysia  
Tel: 60-4-6430200

Bangalore, India  
Tel: 91-806-53-76817

*Note: KEMET reserves the right to modify minor details of internal and external construction at any time in the interest of product improvement. KEMET does not assume any responsibility for infringement that might result from the use of KEMET Capacitors in potential circuit designs. KEMET is a registered trademark of KEMET Electronics Corporation.*

## Other KEMET Resources

| Tools                          |   |
|--------------------------------|---|
| Resource                       | Location  |
| Configure A Part: CapEdge      | <a href="http://capacitoredge.kemet.com">http://capacitoredge.kemet.com</a> |
| SPICE & FIT Software           | <a href="http://www.kemet.com/spice">http://www.kemet.com/spice</a>         |
| Search Our FAQs: KnowledgeEdge | <a href="http://www.kemet.com/keask">http://www.kemet.com/keask</a>         |

| Product Information                                  |   |
|--|---|
| Resource   | Location  |
| Products   | <a href="http://www.kemet.com/products">http://www.kemet.com/products</a>                 |
| Technical Resources (Including Soldering Techniques) | <a href="http://www.kemet.com/technicalpapers">http://www.kemet.com/technicalpapers</a>   |
| RoHS Statement                                       | <a href="http://www.kemet.com/rohs">http://www.kemet.com/rohs</a>                         |
| Quality Documents                                    | <a href="http://www.kemet.com/qualitydocuments">http://www.kemet.com/qualitydocuments</a> |

| Product Request         |   |
|-------------------------|---|
| Resource                | Location  |
| Sample Request          | <a href="http://www.kemet.com/sample">http://www.kemet.com/sample</a> |
| Engineering Kit Request | <a href="http://www.kemet.com/kits">http://www.kemet.com/kits</a>     |

| Contact            |   |
|--------------------|---|
| Resource           | Location  |
| Website            | <a href="http://www.kemet.com">www.kemet.com</a>                                    |
| Contact Us         | <a href="http://www.kemet.com/contact">http://www.kemet.com/contact</a>             |
| Investor Relations | <a href="http://www.kemet.com/ir">http://www.kemet.com/ir</a>                       |
| Call Us            | 1-877-MyKEMET   |
| Twitter            | <a href="http://twitter.com/kemetcapacitors">http://twitter.com/kemetcapacitors</a> |

## Disclaimer

All product specifications, statements, information and data (collectively, the "Information") are subject to change without notice.

All Information given herein is believed to be accurate and reliable, but is presented without guarantee, warranty, or responsibility of any kind, expressed or implied.

Statements of suitability for certain applications are based on our knowledge of typical operating conditions for such applications, but are not intended to constitute – and we specifically disclaim – any warranty concerning suitability for a specific customer application or use. This Information is intended for use only by customers who have the requisite experience and capability to determine the correct products for their application. Any technical advice inferred from this Information or otherwise provided by us with reference to the use of our products is given gratis, and we assume no obligation or liability for the advice given or results obtained.

Although we design and manufacture our products to the most stringent quality and safety standards, given the current state of the art, isolated component failures may still occur. Accordingly, customer applications which require a high degree of reliability or safety should employ suitable designs or other safeguards (such as installation of protective circuitry or redundancies) in order to ensure that the failure of an electrical component does not result in a risk of personal injury or property damage.

Although all product-related warnings, cautions and notes must be observed, the customer should not assume that all safety measures are indicated or that other measures may not be required.

