

Distributed by:



[www.Jameco.com](http://www.Jameco.com) ♦ 1-800-831-4242

The content and copyrights of the attached material are the property of its owner.

Jameco Part Number 1582268

# PC SCREW TERMINALS

These easy-to-mount, multipurpose screw type terminals are a practical, low-cost alternative to PC screw type edge connectors, barrier blocks, terminal boards and terminal strips. Steadfast and easy to install, will accommodate solid or stranded wire, crimp type terminals or lugs. Multi-placement of these low-profile terminals make them ideally suited for high density packaging. Supplied unassembled or with screw installed and captivated.

## PRINCIPAL FEATURES


- Low profile
- Stable, no-rock design with exclusive anti-rotational feature
- Easily mounts with four legs into pre-drilled or punched holes
- Accepts 14-22 AWG solid or stranded wire, crimp type terminals or lugs
- Ideally suited for high-density packaging
- Available in horizontal or vertical mounting
- Space-saving and time saving
- Easy accessibility for PC board testing
- Binding screw is positioned above board level to avoid wicking during wave soldering
- Terminals are made of Brass with Tin Plate
- Supplied with a combination drive 6-32 binding head screw
- Color coded screws available (add color screw suffix to Cat. No.)

## COLOR SELECTION:

Select desired screw terminal and add color suffix to the screw terminal Cat. No.

HEAD COLOR	SUFFIX
RED	-2
BLACK	-3
WHITE	-4
BLUE	-5
GREEN	-6
YELLOW	-7
NICKEL	none

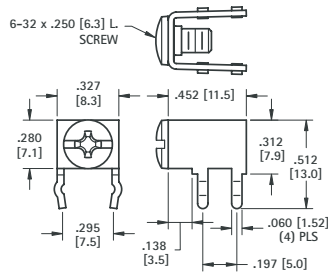
CAT. NO. COLOR SUFFIX  
Ex: XXXX -X



SCREW TERMINALS



**7692-2**  
SNAP-IN  
PC MOUNT



**CAT. NO. 7779** (Supplied Less Screw)

**CAT. NO. 7690** (Screw Supplied Unassembled)

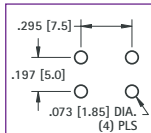
**CAT. NO. 7692** (Screw Installed & Captivated)

## HORIZONTAL TYPE

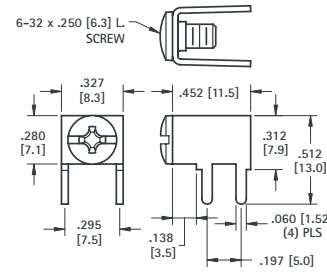
### SPECIFICATIONS

**Rated:** 15 Amps  
**Terminal:** .032 (.81) thick Brass, Tin Plate  
**Binding Head Screw:** Brass, Nickel Plate

#### Mounting Detail



Color coded screws available (add color screw suffix to Cat. No.)



**7700-3**  
PC MOUNT

**CAT. NO. 7781** (Supplied Less Screw)

**CAT. NO. 8190** (Screw Supplied Unassembled)

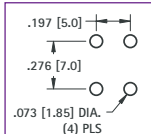
**CAT. NO. 7700** (Screw Installed & Captivated)

## VERTICAL TYPE

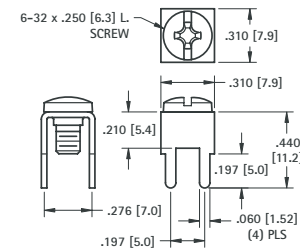
### SPECIFICATIONS

**Rated:** 15 Amps  
**Terminal:** .032 (.81) thick Brass, Tin Plate  
**Binding Head Screw:** Brass, Nickel Plate

#### Mounting Detail



Color coded screws available (add color screw suffix to Cat. No.)



**7701**  
PC MOUNT

**CAT. NO. 7782** (Supplied Less Screw)

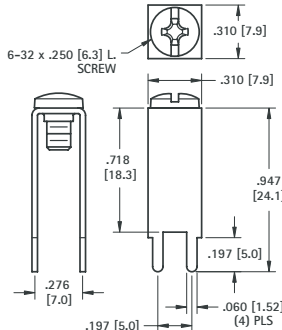
**CAT. NO. 8191** (Screw Supplied Unassembled)

**CAT. NO. 7701** (Screw Installed & Captivated)

## EXTENDED



**7699-6**  
PC MOUNT

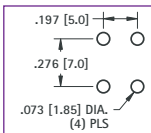


**CAT. NO. 7789** (Supplied Less Screw)

**CAT. NO. 7697** (Screw Supplied Unassembled)

**CAT. NO. 7699** (Screw Installed & Captivated)

#### Mounting Detail


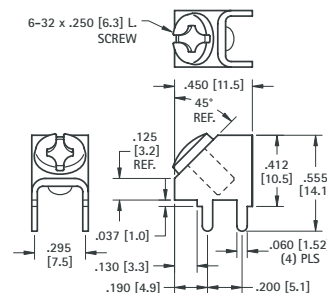


Color coded screws available (add color screw suffix to Cat. No.)

## 45°

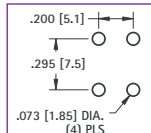
**Rated:** 15 Amps  
**Terminal:** .032 (.81) thick Brass, Tin Plate  
**Binding Head Screw:** Brass, Nickel Plate

Color coded screws available (add color screw suffix to Cat. No.)



**7702-7**  
PC MOUNT

#### Mounting Detail



**CAT. NO. 7783** (Supplied Less Screw)

**CAT. NO. 8189** (Screw Supplied Unassembled)

**CAT. NO. 7702** (Screw Installed & Captivated)

# COLOR CODED SCREW TERMINAL SELECTION GUIDE



## Color Coded Screw Terminals provide:

- Quick identification
- Visibility for field service troubleshooting

## SPECIFICATIONS

### Combination Binding Head:

Standard screw is Brass, Nickel Plate. For painted, color head, add suffix as shown.



**COLOR SELECTION:**  
Select desired screw terminal and add color suffix to the screw terminal Cat. No.

HEAD COLOR	SUFFIX
RED	-2
BLACK	-3
WHITE	-4
BLUE	-5
GREEN	-6
YELLOW	-7
NICKEL	none

**CAT. NO. COLOR SUFFIX**  
Ex: XXXX -X



Refer to page 123 for color screws only

• Available for screw terminals where noted.

## LOW PROFILE - PC SCREW TERMINALS

These easy to mount screw terminals are ideally suited for high density packaging and are available unassembled or with the screw installed and captivated. They are a practical alternative to PC screw type edge connectors, barrier blocks, terminal boards and terminal strips.

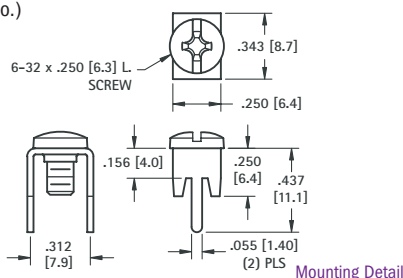


### PRINCIPAL FEATURES

- Low profile
- Stable, no-rock design
- Easily mounts in pre-drilled or stamped holes
- Accepts 12-22 AWG solid or stranded wire, crimp type terminals or lugs
- Space saving and time saving
- Combination drive, binding head screw
- Color coded screws available (add color screw suffix to Cat. No.)

### SPECIFICATIONS

**Rated:** 15 Amps  
**Terminal:** .032 (.81) thick Brass, Tin Plate  
**Binding Head Screw:** Brass, Nickel Plate



**CAT. NO. 7784** (Supplied Less Screw)

**CAT. NO. 8198** (Screw Supplied Unassembled)

**CAT. NO. 7778** (Screw Installed & Captivated)

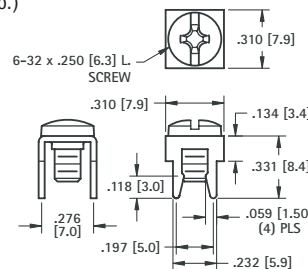


### PRINCIPAL FEATURES

- Low profile
- Stable, no-rock design with exclusive anti-rotational feature
- Ideally suited for high-density packaging
- Space saving and time saving
- Combination drive, binding head screw
- Color coded screws available (add color screw suffix to Cat. No.)

### SPECIFICATIONS

**Rated:** 15 Amps  
**Terminal:** .032 (.81) thick Brass, Tin Plate  
**Binding Head Screw:** Brass, Nickel Plate



**CAT. NO. 7785** (Supplied Less Screw)

**CAT. NO. 8195** (Screw Supplied Unassembled)

**CAT. NO. 7775** (Screw Installed & Captivated)

## 30 AMP - PC SCREW TERMINALS

A practical, low-cost alternative to PC screw type edge connectors, barrier blocks, terminal boards and terminal strips. Supplied unassembled or with screw installed and captivated.

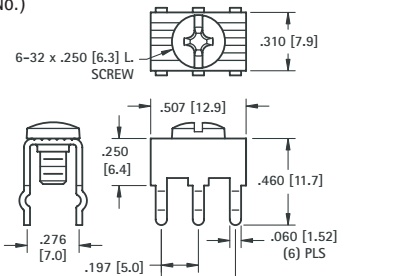


### PRINCIPAL FEATURES

- Compact, heavy duty design
- Six snap-in legs for total stability
- Serrated top surface secures connection
- Combination drive, binding head screw
- Color coded screws available (add color screw suffix to Cat. No.)

### SPECIFICATIONS

**Rated:** 30 Amps  
**Terminal:** .032 (.81) thick Brass, Tin Plate  
**Binding Head Screw:** Brass, Nickel Plate



**CAT. NO. 7786** (Supplied Less Screw)

**CAT. NO. 8197** (Screw Supplied Unassembled)

**CAT. NO. 8199** (Screw Installed & Captivated)

### HEAVY DUTY

This heavy duty screw terminal has been designed to carry 30 Amps, while maintaining a space saving compact profile, making it ideal for high density packaging.

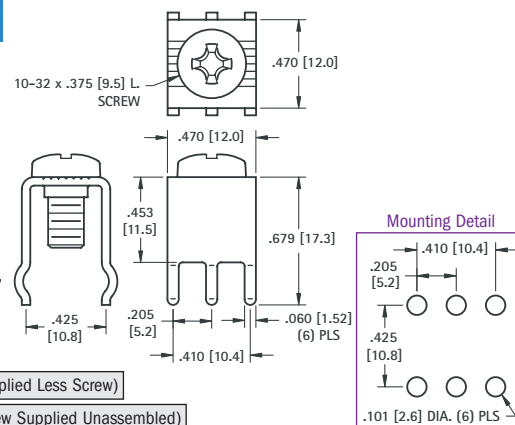


### PRINCIPAL FEATURES

- Compact, heavy duty design
- Six snap-in legs for total stability
- Serrated top surface secures connection

### SPECIFICATIONS

**Rated:** 30 Amps  
**Terminal:** .045 (1.14) thick Brass, Tin Plate  
**Screw:** Stainless Steel



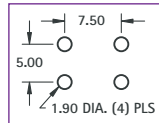
**CAT. NO. 7787** (Supplied Less Screw)

**CAT. NO. 8196** (Screw Supplied Unassembled)

# METRIC - "SNAP-IN" PC SCREW TERMINALS



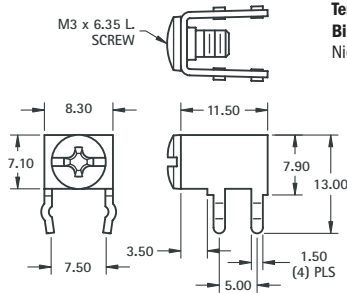
Mounting Detail



**CAT. NO. 7790** (Supplied Less Screw)

**CAT. NO. 7689** (Screw Supplied Unassembled)

**CAT. NO. 7695** (Screw Installed & Captivated)



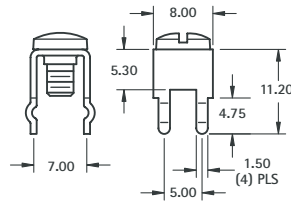
**M3 HORIZONTAL**

## SPECIFICATIONS

**Rated:** 15 Amps

**Terminal:** 0.81 thick Brass, Tin Plate

**Binding Head Screw:** Brass, Nickel Plate



**M3 VERTICAL**

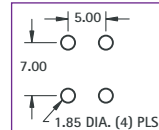
**CAT. NO. 7788** (Supplied Less Screw)

**CAT. NO. 7698** (Screw Supplied Unassembled)

**CAT. NO. 7696** (Screw Installed & Captivated)



Mounting Detail



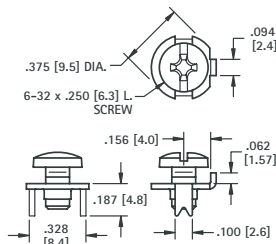
**NOTE:** All dimensions are in millimeters

## LOW PROFILE SCREW TERMINALS

These sturdy, low cost screw terminals, feature an anti-rotation tab for use with spade terminals. They are available with the screw installed and captivated, the screw unassembled or without a screw.



**6-32**



## SPECIFICATIONS

**Rated:** 15 Amps

**Terminal:** .032 (.81) thick Brass, Tin Plate

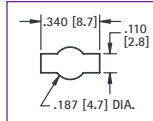
**Screw:** Combination drive, Stainless Steel

**CAT. NO. 1284** (Supplied Less Screw)

**CAT. NO. 1298** (Screw Supplied Unassembled)

**CAT. NO. 1201** (Screw Installed & Captivated)

Mounting Detail

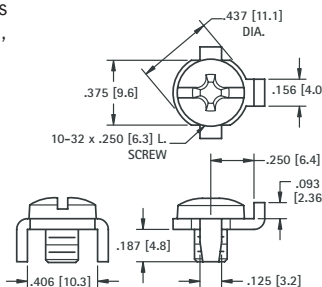


## PRINCIPLE FEATURES

- Easy to connect using solid or stranded wire, crimp lugs or terminals
- Anti-rotation tab for use with spade terminals
- Supplied with screw installed and captivated, with screw unassembled, or without screw
- Stainless steel screw will not wick



**10-32**



## SPECIFICATIONS

**Rated:** 30 Amps

**Terminal:** .062 (1.6) thick Brass, Tin Plate

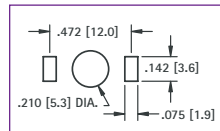
**Screw:** Combination drive, Stainless Steel

**CAT. NO. 1293** (Supplied Less Screw)

**CAT. NO. 1299** (Screw Supplied Unassembled)

**CAT. NO. 1202** (Screw Installed & Captivated)

Mounting Detail

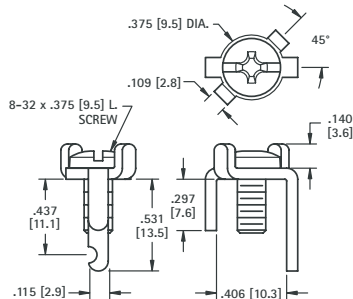


## HEAVY DUTY SCREW TERMINALS

These heavy duty terminals are available with the screw installed or unassembled, and feature easy access to connect solid or stranded wire, crimp type lugs or terminals.



**8-32**



## SPECIFICATIONS

**Rated:** 15 Amps

**Terminal:** .064 (1.6) thick Brass, Tin Plate

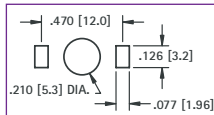
**Screw:** Brass, Nickel Plate

**CAT. NO. 1205** (Supplied Less Screw)

**CAT. NO. 1207** (Screw Supplied Unassembled)

**CAT. NO. 1209** (Screw Installed)

Mounting Detail

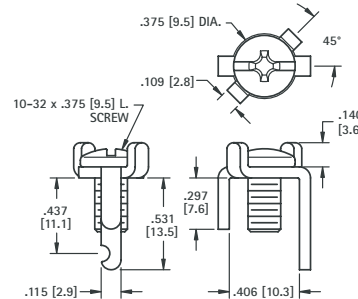


## PRINCIPLE FEATURES

- Anti-rotation tab for use with spade terminals
- Below the board notched leg, to facilitate mechanical and solder connections
- Easy to connect using solid or stranded wire, crimp lugs or terminals
- Available with screw installed, unassembled, or without screw



**10-32**



## SPECIFICATIONS

**Rated:** 30 Amps

**Terminal:** .064 (1.6) thick Brass, Tin Plate

**Screw:** Steel, Nickel Plate

**CAT. NO. 1206** (Supplied Less Screw)

**CAT. NO. 1208** (Screw Supplied Unassembled)

**CAT. NO. 1283** (Screw Installed)

Mounting Detail

