

PC SCREW TERMINALS

These easy-to-mount, multipurpose screw type terminals are a practical, low-cost alternative to PC screw type edge connectors, barrier blocks, terminal boards and terminal strips. Steadfast and easy to install, will accommodate solid or stranded wire, crimp type terminals or lugs. Multi-placement of these low-profile terminals make them ideally suited for high density packaging. Supplied unassembled or with screw installed and captivated.

PRINCIPAL FEATURES

- Low profile
- Stable, no-rock design with exclusive anti-rotational feature
- Easily mounts with four legs into pre-drilled or punched holes
- Accepts 14-22 AWG solid or stranded wire, crimp type terminals or lugs
- Ideally suited for high-density packaging
- Available in horizontal or vertical mounting
- Space-saving and time saving
- Easy accessibility for PC board testing
- Binding screw is positioned above board level to avoid wicking during wave soldering
- Terminals are made of Brass with Tin Plate
- Supplied with a combination drive 6-32 binding head screw


CAT. NO. COLOR SUFFIX

Ex: XXXX -X

COLOR SELECTION:

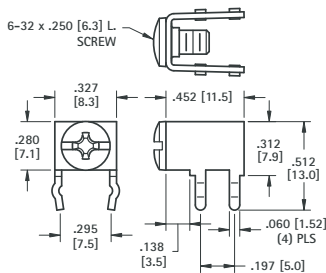
Select desired screw terminal and add color suffix to the screw terminal Cat. No.

HEAD COLOR	SUFFIX
RED	-2
BLACK	-3
WHITE	-4
BLUE	-5
GREEN	-6
YELLOW	-7
NICKEL	none



SNAP-IN PC MOUNT

- Color coded screws available (add color screw suffix to Cat. No.)

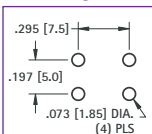


HORIZONTAL TYPE

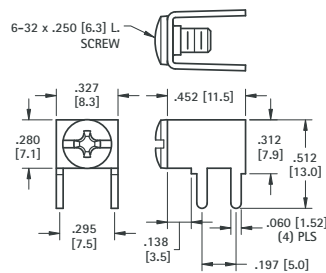
SPECIFICATIONS

Rated: 15 Amps
Terminal: .032 (.81) Brass, Matte Tin Plate
Binding Head Screw: Brass, Nickel Plate

Mounting Detail



Color coded screws available (add color screw suffix to Cat. No.)



PC MOUNT

- Color coded screws available (add color screw suffix to Cat. No.)

CAT. NO. 7779 (No Screw Supplied)

CAT. NO. 7690 (Screw Supplied Unassembled)

CAT. NO. 7692 (Screw Installed & Captivated)

CAT. NO. 7781 (No Screw Supplied)

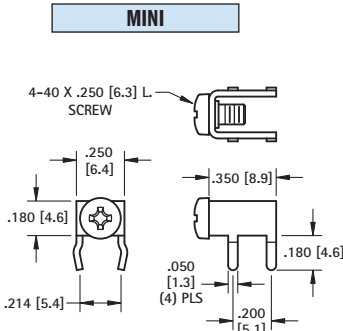
CAT. NO. 8190 (Screw Supplied Unassembled)

CAT. NO. 7700 (Screw Installed & Captivated)

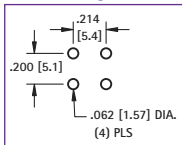


SNAP-IN PC MOUNT

- Color coded screws available (add color screw suffix to Cat. No.)



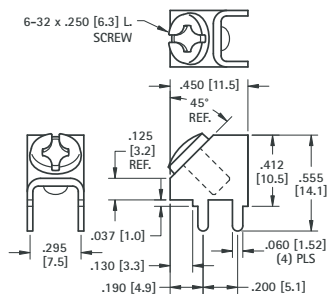
Mounting Detail



SPECIFICATIONS

Rated: 15 Amps
Terminal: .032 (.81) Brass, Matte Tin Plate
Binding Head Screw: Brass, Nickel Plate

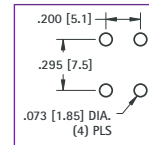
45°



PC MOUNT

- Color coded screws available (add color screw suffix to Cat. No.)

Mounting Detail



CAT. NO. 7774 (No Screw Supplied)

CAT. NO. 7773 (Screw Supplied Unassembled)

CAT. NO. 7783 (No Screw Supplied)

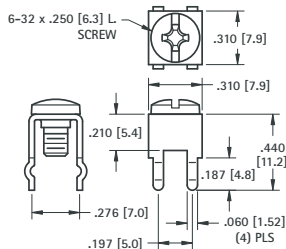
CAT. NO. 8189 (Screw Supplied Unassembled)

CAT. NO. 7702 (Screw Installed & Captivated)



SNAP-IN PC MOUNT

- Color coded screws available (add color screw suffix to Cat. No.)

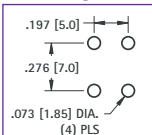


VERTICAL TYPE

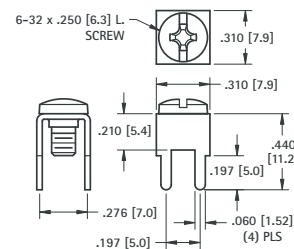
SPECIFICATIONS

Rated: 15 Amps
Terminal: .032 (.81) Brass, Matte Tin Plate
Binding Head Screw: Brass, Nickel Plate

Mounting Detail



Color coded screws available (add color screw suffix to Cat. No.)



PC MOUNT

- Color coded screws available (add color screw suffix to Cat. No.)

CAT. NO. 7780 (No Screw Supplied)

CAT. NO. 7691 (Screw Supplied Unassembled)

CAT. NO. 7693 (Screw Installed & Captivated)

CAT. NO. 7782 (No Screw Supplied)

CAT. NO. 8191 (Screw Supplied Unassembled)

CAT. NO. 7701 (Screw Installed & Captivated)

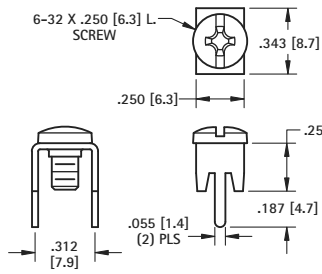
PC SCREW TERMINALS

LOW PROFILE VERTICAL TYPE



7778-7

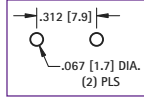
- Color coded screws available (add color screw suffix to Cat. No.)



SPECIFICATIONS

Rated: 15 Amps
Terminal: .032 (.81) Brass, Matte Tin Plate
Binding Head Screw: Brass, Nickel Plate

Mounting Detail



CAT. NO. 7784 (No Screw Supplied)

CAT. NO. 8198 (Screw Supplied Unassembled)

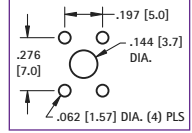
CAT. NO. 7778 (Screw Installed & Captivated)



7775-2

- Color coded screws available (add color screw suffix to Cat. No.)

Mounting Detail



CAT. NO. 7785 (No Screw Supplied)

CAT. NO. 8195 (Screw Supplied Unassembled)

CAT. NO. 7775 (Screw Installed & Captivated)

VERTICAL TYPE

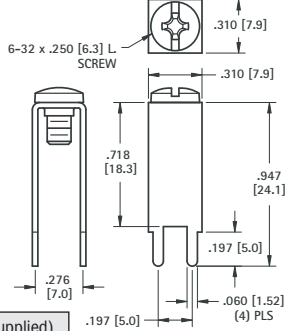
EXTENDED



7699-6

PC MOUNT

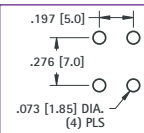
- Color coded screws available (add color screw suffix to Cat. No.)



SPECIFICATIONS

Rated: 15 Amps
Terminal: .032 (.81) Brass, Matte Tin Plate
Binding Head Screw: Brass, Nickel Plate

Mounting Detail



CAT. NO. 7789 (No Screw Supplied)

CAT. NO. 7697 (Screw Supplied Unassembled)

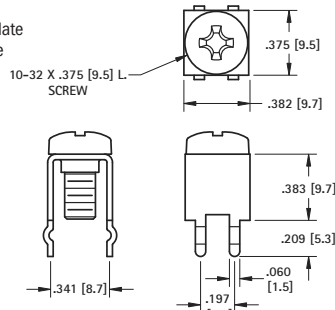
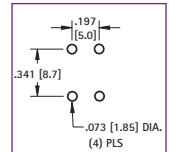
CAT. NO. 7699 (Screw Installed & Captivated)

HEAVY DUTY



8174

Mounting Detail



CAT. NO. 7791 (No Screw Supplied)

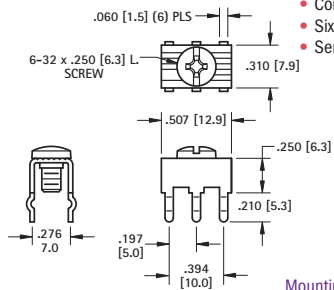
CAT. NO. 8174 (Screw Supplied Unassembled)

30 AMP - VERTICAL



8199-6

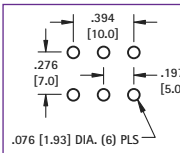
- Combination drive, binding head screw
- Color coded screws available (add color screw suffix to Cat. No.)



PRINCIPAL FEATURES

- Compact, heavy duty design
- Six snap-in legs for total stability
- Serrated top surface secures connection

Mounting Detail



SPECIFICATIONS

Rated: 30 Amps
Terminal: .032 (.81) Brass, Matte Tin Plate
Binding Head Screw: Brass, Nickel Plate

CAT. NO. 7786 (No Screw Supplied)

CAT. NO. 8197 (Screw Supplied Unassembled)

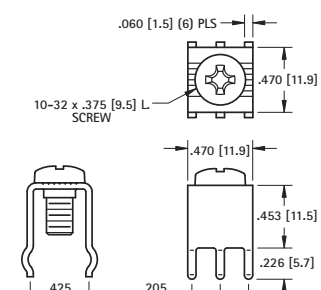
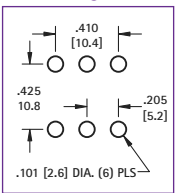
CAT. NO. 8199 (Screw Installed & Captivated)

HEAVY DUTY



8196

Mounting Detail




SPECIFICATIONS

Rated: 30 Amps
Terminal: .045 (1.14) Brass, Matte Tin Plate
Screw: Stainless Steel

CAT. NO. 7787 (No Screw Supplied)

CAT. NO. 8196 (Screw Supplied Unassembled)

COLOR CODED SCREW TERMINAL SELECTION GUIDE



Color Coded Screw Terminals provide:

- Quick identification
- Visibility for field service troubleshooting

SPECIFICATIONS

Combination Binding Head:
 Standard screw is Brass, Nickel Plate. For painted, color head, add suffix as shown.



COLOR SELECTION:
 Select desired screw terminal and add color suffix to the screw terminal Cat. No.

HEAD COLOR	SUFFIX
RED	-2
BLACK	-3
WHITE	-4
BLUE	-5
GREEN	-6
YELLOW	-7
NICKEL	none

CAT. NO. COLOR SUFFIX
 Ex: XXXX -X



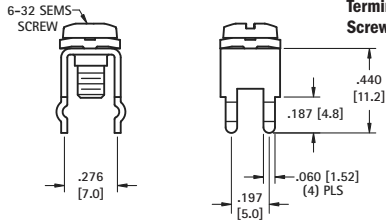
Refer to page 133 for color screws only

SEMS SCREW TERMINALS

15 AMP

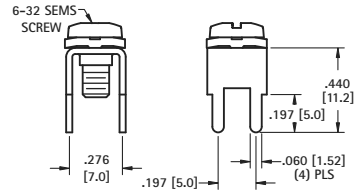


**SNAP-IN
PC MOUNT**



SPECIFICATIONS

Terminal: .032 (.81) Brass, Matte Tin Plate
Screw & Washer: Steel, Nickel Plate



PC MOUNT

CAT. NO. 7691-SEMS (Screw Supplied Unassembled)

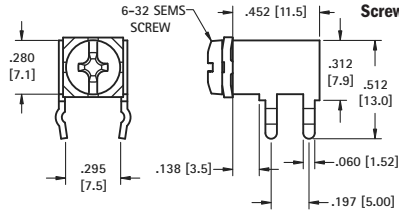
CAT. NO. 7693-SEMS (Screw Installed & Captivated)

CAT. NO. 8191-SEMS (Screw Supplied Unassembled)

CAT. NO. 7701-SEMS (Screw Installed & Captivated)

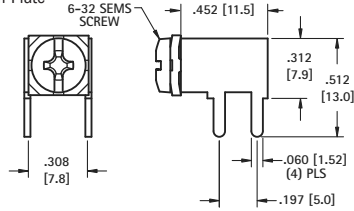


**SNAP-IN
PC MOUNT**



SPECIFICATIONS

Terminal: .032 (.81) Brass, Matte Tin Plate
Screw & Washer: Steel, Nickel Plate



PC MOUNT

CAT. NO. 7690-SEMS (Screw Supplied Unassembled)

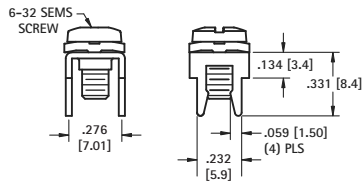
CAT. NO. 7692-SEMS (Screw Installed & Captivated)

CAT. NO. 8190-SEMS (Screw Supplied Unassembled)

CAT. NO. 7700-SEMS (Screw Installed & Captivated)

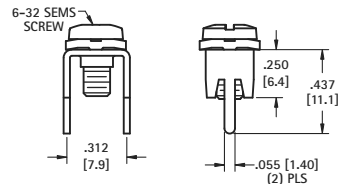


**SNAP-IN
PC MOUNT**



SPECIFICATIONS

Terminal: .032 (.81) Brass, Matte Tin Plate
Screw & Washer: Steel, Nickel Plate



PC MOUNT

CAT. NO. 8195-SEMS (Screw Supplied Unassembled)

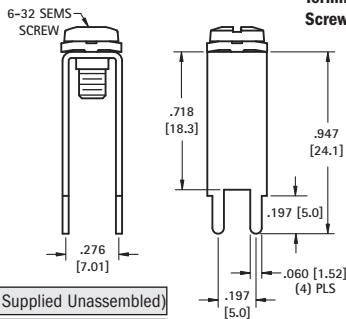
CAT. NO. 7775-SEMS (Screw Installed & Captivated)

CAT. NO. 8198-SEMS (Screw Supplied Unassembled)

CAT. NO. 7778-SEMS (Screw Installed & Captivated)

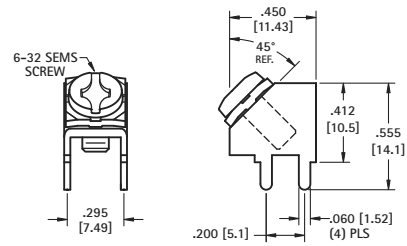


PC MOUNT



SPECIFICATIONS

Terminal: .032 (.81) Brass, Matte Tin Plate
Screw & Washer: Steel, Nickel Plate



PC MOUNT

CAT. NO. 7697-SEMS (Screw Supplied Unassembled)

CAT. NO. 7699-SEMS (Screw Installed & Captivated)

CAT. NO. 8189-SEMS (Screw Supplied Unassembled)

CAT. NO. 7702-SEMS (Screw Installed & Captivated)

30 AMP



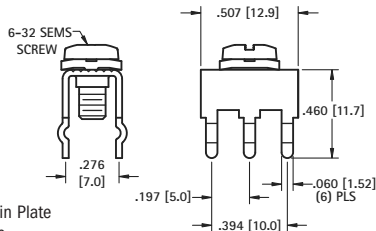
**SNAP-IN
PC MOUNT**

SPECIFICATIONS

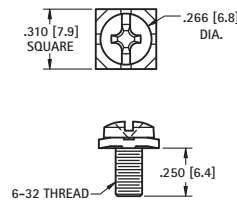
Terminal: .032 (.81) Brass, Matte Tin Plate
Screw & Washer: Steel, Nickel Plate

CAT. NO. 8197-SEMS (Screw Supplied Unassembled)

CAT. NO. 8199-SEMS (Screw Installed & Captivated)




SEMS Screw Terminals provide quick and secure attachment of wire leads. SEMS screw has captivated, free spinning lock washer, eliminated twisting of wire when tightening lead to terminal. Washer will rise with head of screw when unscrewed.



SPECIFICATIONS

Screw & Washer: Steel, Nickel Plate



CAT. NO. 9920 (SEMS Screw Only)

SEMS SCREW TERMINALS