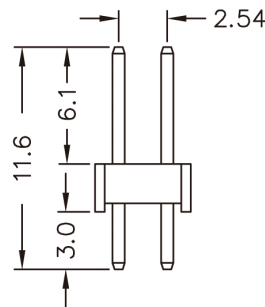
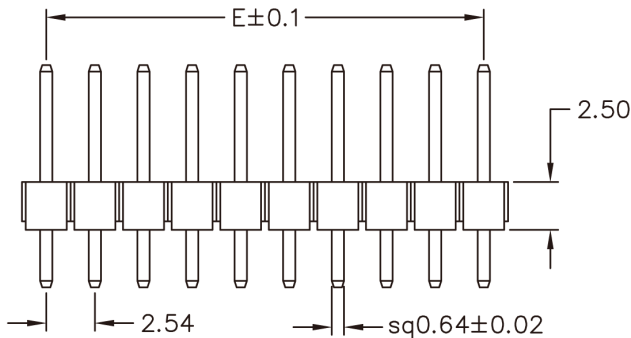
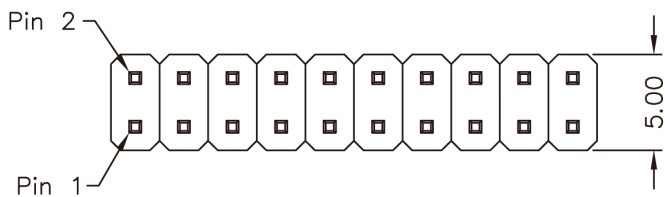

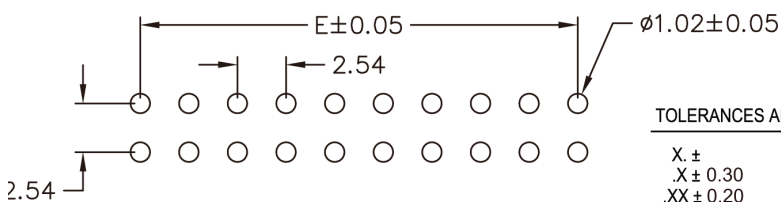


## 2.54mm Pitch Dual Row Through Board Straight PCB Mount Header THD-xx-R Series

2.54mm Pin Pitch & 2.54mm Cross Pitch - Gold Flash Plated Contacts - From 2x2 to 2x40 Positions



POLES	DIM E	POLES	DIM E
		26	63.50
2	2.54	27	66.04
3	5.08	28	68.58
4	7.62	29	71.12
5	10.16	30	73.66
6	12.70	31	76.20
7	15.24	32	78.74
8	17.78	33	81.28
9	20.32	34	83.82
10	22.86	35	86.36
11	25.40	36	88.90
12	27.94	37	91.44
13	30.48	38	93.98
14	33.02	39	96.52
15	35.56	40	99.06
16	38.10	41	101.60
17	40.64	42	104.14
18	43.18	43	106.68
19	45.72	44	109.22
20	48.26	45	111.76
21	50.80	46	114.30
22	53.34	47	116.84
23	55.88	48	119.38
24	58.42	49	121.92
25	60.96	50	124.46



**TOLERANCES ARE**

- X. ±
- .X ± 0.30
- .XX ± 0.20
- .XXX ±
- ANG ±

Recommended P.C.B Layout

### Ordering Information:

#### THD - xx- R

1

Option 1

Number of Positions per row  
02 = 2x2 to 40 = 2x40

Please note: Some lengths, styles & options are non-standard, non-returnable and may be subject to minimum order quantities.

### Specification:

Contact Material:	Brass
Contact Plating:	Gold Flash Plated
Body:	30% GF PBT UL94V-0 Rated Black
Rated Current:	3A - DWV - AC500V
Insulation Resistance:	5000 MΩ min. @DC 500V
Contact Resistance:	20 mΩ Max. @DC 100mA
Operating Temperature:	-40°C to +105°C