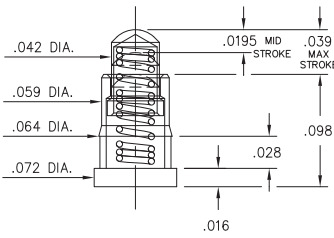
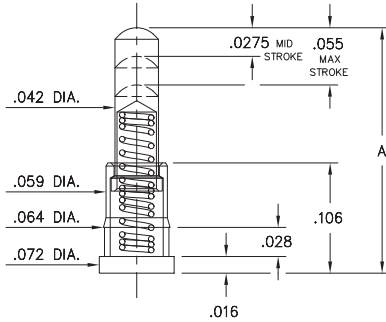


0900-0



0900-0-00-00-00-00-11-0
Short Stroke, Surface mount
Lowest profile

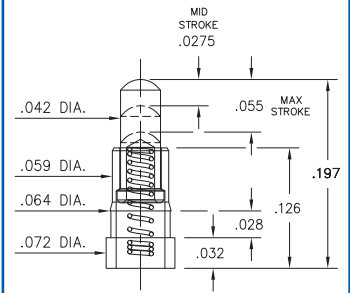
0900-1⇒4



0900-X-00-00-00-00-11-0
Standard Stroke, Surface mount
Low profile

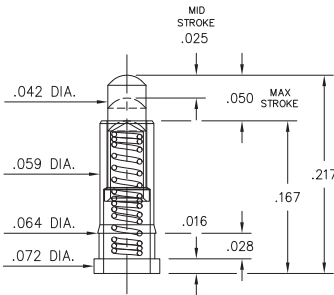
Basic Part Number	Length A
0900-1	.177
0900-2	.197
0900-3	.217
0900-4	.236

0934



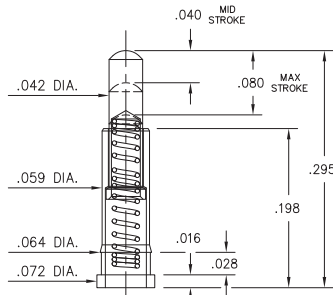
0934-0-15-20-74-14-26-0
Standard Stroke
Surface mount

0936



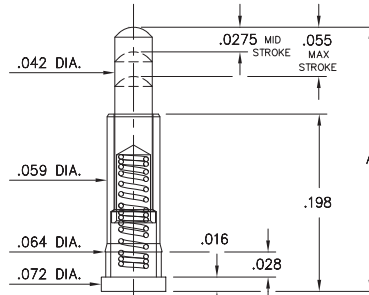
0936-0-15-20-75-14-11-0
Standard Stroke
Surface mount

0928



0928-0-15-20-77-14-11-0
Long Stroke
Surface mount

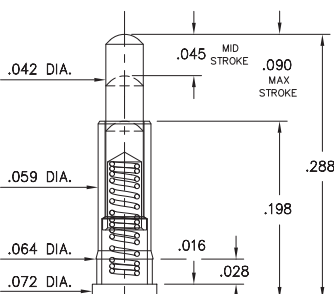
0907-0⇒9



0907-X-15-20-75-14-11-0
Standard Stroke, Surface mount
High profile

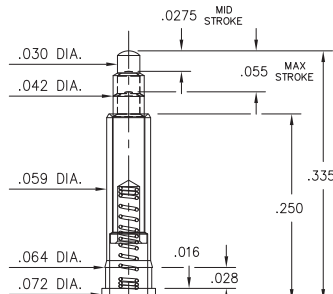
Basic Part Number	Length A
0907-0	.255
0907-1	.275
0907-2	.295
0907-3	.315
0907-4	.335
0907-5	.350
0907-6	.370
0907-7	.390
0907-8	.410
0907-9	.430

0913



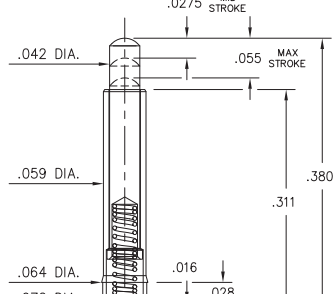
0913-0-15-20-77-14-11-0
Long Stroke
Surface mount

0925



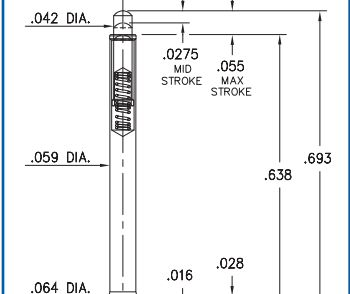
0925-0-15-20-73-14-26-0
Standard Stroke
Surface mount

0927



0927-0-15-20-75-14-11-0
Standard Stroke
Surface mount

0905



0905-0-00-00-00-00-11-0
Standard Stroke, Surface mount
Highest profile

ORDER CODE: 09XX - X - 15 - 20 - 7X - 14 - XX - 0

Spring Number

MATERIAL SPECIFICATIONS:

- SLEEVE & PLUNGER MATERIAL:** Copper Alloy
- SPRING MATERIAL:** Beryllium Copper
- SLEEVE & PLUNGER FINISH:** 20 μm Gold over Nickel
- SPRING FINISH:** 10 μm Gold over Nickel
- DIMENSION IN INCHES:**
- TOLERANCES ON:** LENGTHS: ±.006
DIAMETERS: ±.002
ANGLES: ± 2°



MECHANICAL & ELECTRICAL SPECIFICATIONS:

- DURABILITY:** 1,000,000 cycles
- CURRENT RATING:** 2A continuous, 3A peak
- CONTACT RESISTANCE:** 20 mΩ max.

SPRING NUMBER	Mid. STROKE	Max. STROKE	FORCE @ Mid. Stroke	Initial Force (Pre-load)
73	.0275	.055	60 g	25 g
74	.0275	.055	50 g	15 g
75	.0275	.055	60 g	25 g
77	.045	.090	60 g	25 g

73, 74, 75, 77 Springs are not Interchangeable