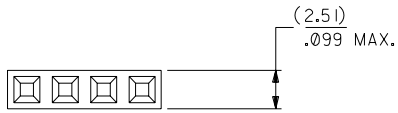


OPTION A

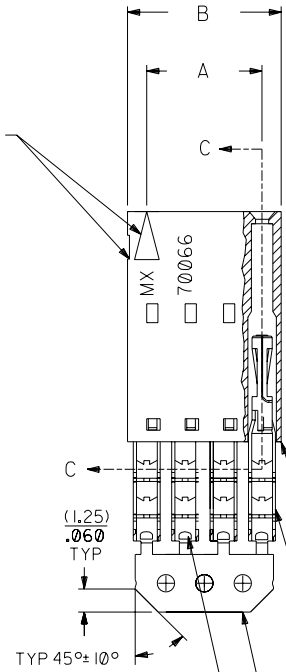
NOTES:

- 1) TO BE USED WITH (22) AWG. STRANDED WIRE WITH (1.35)/.053 DIA. MAX. INSULATION.
- 2) SEE CHART FOR CIRCUIT SIZES.
- 3) STANDARD PACKAGING PER PK-70400-0001. OPTIONAL PACKAGING MAY BE AVAILABLE, REQUEST DWG. PK-70400
- 4) PARTS STACKABLE END TO END AND SIDE BY SIDE ON (2.54)/.100 CENTERS.
- 5) REFER TO PRODUCT SPECIFICATION: PS-70400.
- 6) SEE DWG. SDA-70400-**** (SHT. 5) FOR OPTIONAL HOUSING DETAILS.
- 7) 4 CIRCUIT SHOWN.
- 8) TO MATE WITH MOLEX (2.54)/.100 CENTERLINE HEADERS.

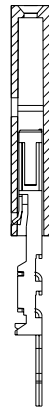
9) 2 CIRCUIT ASSEMBLIES SUPPLIED AS GROUPED PAIRS.



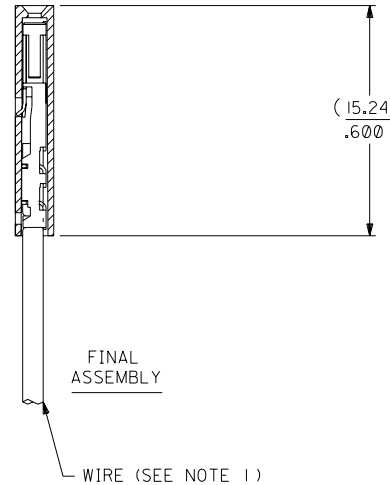
CIRCUIT NO. 1
SLOT OR ARROW



SECTION C-C



PRE-LOADED ASSEMBLY



FINAL ASSEMBLY

I.D. SLOT CODE TO WIRE GAUGE CHART	
I.D. SLOT CODE	WIRE GAUGE
D	22 AWG.

PLATING CODE (STRIPE ON CARRIER STRIP)	
PLATING	COLOR
15 GOLD	YELLOW

HOUSING PART NO. 70066-****
MATERIAL: G.F. POLYESTER, 94V-0

TERMINAL PART NO. 70028-****
MATERIAL: PHOSPHOR BRONZE
PLATING PER ES-88-***

15 GOLD - .000015 MIN. GOLD IN SELECT AREA WITH
.000075 MIN. TIN
IN SELECT AREA OVER .000050 MIN. NICKEL
OVER-ALL.

*THE PRIMARY SHIPPING CARTON WILL BE LABELED "COMPLIANT TO
ROHS DIRECTIVE 2002/95/EC AND ELV ANNEX II OF DIRECTIVE 2000/53/EC".
CARTONS WITHOUT THIS LABEL MAY CONTAIN PRODUCT WITH LEAD.

CKT. SIZE	DIMENSIONS (INCH)		EDP. NO.	ENG. NO.
	A	B		
2	(2.54) .100	(5.05) .199	14-56-7024	A-70400-3175
3	(5.08) .200	(7.59) .299	14-56-7034	A-70400-3176
4	(7.62) .300	(10.13) .399	14-56-7044	A-70400-3177
5	(10.16) .400	(12.67) .499	14-56-7054	A-70400-3178
6	(12.70) .500	(15.21) .599	14-56-7064	A-70400-3179
7	(15.24) .600	(17.75) .699	14-56-7074	A-70400-3180
8	(17.78) .700	(20.29) .799	14-56-7084	A-70400-3181
9	(20.32) .800	(22.83) .899	14-56-7094	A-70400-3182
10	(22.86) .900	(25.37) .999	14-56-7104	A-70400-3183
11	(25.54) 1.000	(27.91) 1.099	14-56-7114	A-70400-3184
12	(27.94) 1.100	(30.45) 1.199	14-56-7124	A-70400-3185
13	(30.48) 1.200	(32.99) 1.299	14-56-7134	A-70400-3186
14	(33.02) 1.300	(35.53) 1.399	14-56-7144	A-70400-3187
15	(35.56) 1.400	(38.07) 1.499	14-56-7154	A-70400-3188
16	(38.01) 1.500	(40.61) 1.599	14-56-7164	A-70400-3189
17	(40.64) 1.600	(43.15) 1.699	14-56-7174	A-70400-3190
18	(43.18) 1.700	(45.69) 1.799	14-56-7184	A-70400-3191
19	(45.72) 1.800	(48.23) 1.899	14-56-7194	A-70400-3192
20	(48.26) 1.900	(50.77) 1.999	14-56-7204	A-70400-3193
21	(50.80) 2.000	(53.31) 2.099	14-56-7214	A-70400-3194
22	(53.34) 2.100	(55.85) 2.199	14-56-7224	A-70400-3195
23	(55.88) 2.200	(58.39) 2.299	14-56-7234	A-70400-3196
24	(58.42) 2.300	(60.93) 2.399	14-56-7244	A-70400-3197
25	(60.96) 2.400	(63.47) 2.499	14-56-7254	A-70400-3198

LTR.	REVISIONS	LTR.	REVISIONS
D	LEAD FREE LCP2004-1769 RWHITE 04/03/22	B	REVISE PER ECR #U80110 2/3/88 MJM
CI	ADD CARRIER CHAMF ECN #UDT1998-0280 05/20/98 LMCGRATH	A	RELEASE FOR PROD. PER ERO NO. 25421 10-26-87 AAB

DIMENSIONS SHOWN (METRIC) INCH	
UNLESS OTHERWISE SPECIFIED TOLERANCES: ANGULAR ± 1/2°	
3 PLACE ± .010	METRIC ---
2 PLACE ± .014	± 0.25
1 PLACE ---	± 0.35

REVISE ONLY ON CAD SYSTEM	
TITLE	ASSEMBLY, SL CONNECTOR (SINGLE ROW- (2.54)/.100 GRID)
MOLEX INCORPORATED LITSE, ILL. 60532 U.S.A.	SHEET NO. 10 / 26 / 87
PART NO. SDA-70400-3175-3198	DRWG. NO. SDA-70400-3175-3198
FILE NAME 74003175.DGN	DATE 10/26/87
DRWG. BY AAB	CHK'D BY WAZ
APP'D BY	SCALE 4:1

MFG. SH. REV.

THIS DRAWING CONTAINS INFORMATION THAT IS PROPRIETARY TO MOLEX INC. AND SHOULD NOT BE USED WITHOUT WRITTEN PERMISSION.