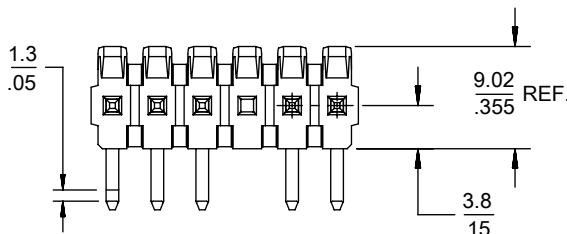


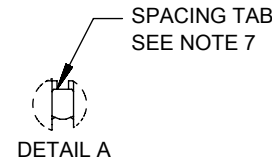
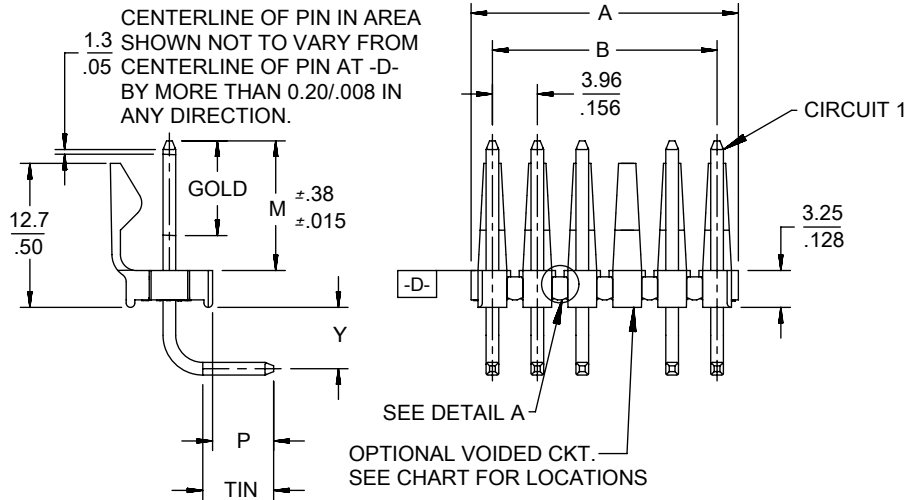
CENTERLINE OF PIN IN AREA SHOWN NOT TO VARY FROM CENTERLINE OF PIN AT -D- BY MORE THAN 0.13/.005 IN ANY DIRECTION.



OPTION - PACKING  
B= 43294 PIN- BULK PACK  
NO OF CKTS  
DIM M,L,P  
PLATING

VOID LOCATIONS  
BLANK=NO VOIDS  
NO=CKT NO VOIDED  
MULT-VOIDS=51 UP

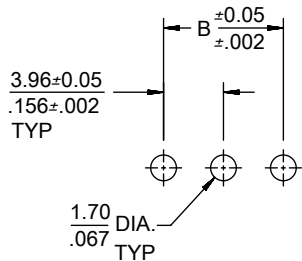
CENTERLINE OF PIN IN AREA SHOWN NOT TO VARY FROM .05 CENTERLINE OF PIN AT -D- BY MORE THAN 0.20/.008 IN ANY DIRECTION.



NOTES:

- MATERIAL: HEADER: POLYESTER, 94V-0, MOLDED BLACK  
PIN: BRASS
- FINISH:
  - (154) OVERALL TIN: 0.00254/.000100 MIN OVER  
0.00127/.000050 MIN NICKEL.
  - (197) OVERALL RELOWED MATTE TIN: 0.00152/.000060 MIN.  
OVER 0.00127/.000050 MIN. NICKEL OVERALL.
  - (208) SELECT GOLD: 0.00038/.000015 MIN,  
SELECT TIN: 0.00254/.000100 MIN,  
OVERALL NICKEL UNDERPLATE: 0.00127/.000050 MIN.
  - (228) SELECT GOLD: 0.00076/.000030 MIN,  
SELECT TIN: 0.00254/.000100 MIN,  
OVERALL NICKEL UNDERPLATE: 0.00127/.000050 MIN.
  - (241) SELECT GOLD: 0.00051/.000020 MIN.  
SELECT TIN: 0.00254/.000100 MIN.  
OVERALL NICKEL UNDERPLATE: 0.00127/.000050 MIN.
- PRODUCT SPECIFICATION: PS-08-50.
- PACKAGING INFORMATION: SEE TABLES
- SOLDERABILITY: PER SMES-152.
- PIN PUSH-OUT FORCE: PRIOR TO SOLDERING, A 3 LB. MINIMUM FORCE IN EITHER DIRECTION SHALL BE REQUIRED TO PUSH THE PIN OUT OF THE HEADER.
- PARTS ARE STACKABLE END TO END ON 3.96/.156 CENTERS.(SPACING TABS MUST BE REMOVED ON CIRCUIT SIZES 1-23 BEFORE PARTS ARE STACKABLE.
- PARTS WILL CONFORM TO CLASS B REQUIREMENTS OF COSMETIC SPECIFICATION PS-45499-002.
- TEXT ON PART IS FOR REFERENCE ONLY. TEXT AND TEXT LOCATION MAY VARY DEPENDING ON PART NUMBER AND/OR TOOL.

CIRCUIT	A	B
2	6.78/7.87 .267/.310	3.96 .156
3	10.74/11.84 .423/.466	7.92 .312
4	14.71/15.80 .579/.622	11.89 .468
5	18.67/19.76 .735/.778	15.85 .624
6	22.63/23.72 .891/.934	19.81 .780
7	26.59/27.69 1.047/1.090	23.77 .936
8	30.56/31.65 1.203/1.246	27.74 1.092
9	34.52/35.61 1.359/1.402	31.70 1.248
10	38.48/39.57 1.515/1.558	35.66 1.404
11	42.44/43.54 1.671/1.714	39.62 1.560
12	46.41/47.50 1.827/1.870	43.59 1.716
13	50.37/51.46 2.139/2.182	47.55 1.872
14	54.33/55.42 2.295/2.338	51.51 2.028
15	58.29/59.39 2.451/2.494	55.47 2.184
16	62.26/63.35 2.607/2.650	59.44 2.340
17	66.22/67.31 2.763/2.806	63.40 2.496
18	70.18/71.27 2.919/2.962	67.36 2.652
19	74.14/75.23 3.075/3.118	71.32 2.808
20	78.11/79.20 3.231/3.274	75.29 2.964
21	82.07/83.16 3.387/3.430	79.25 3.120
22	86.03/87.12 3.541/3.586	83.21 3.276
23	89.94/91.08 3.695/3.740	87.17 3.432
24	93.85/95.00	91.14 3.588



PCB LAYOUT: COMPONENT SIDE  
RECOMMENDED PCB THICKNESS:  
1.57±.18/.062±.007

THIS DRAWING CONTAINS INFORMATION THAT IS PROPRIETARY TO MOLEX ELECTRONIC TECHNOLOGIES, LLC AND SHOULD NOT BE USED WITHOUT WRITTEN PERMISSION

DIMENSION UNITS	SCALE	CURRENT REV DESC:		<b>molex</b>		
HYBRID	2:1					
GENERAL TOLERANCES (UNLESS SPECIFIED)		EC NO: 608691		KK .156 HEADER ASSEMBLY FRICTION LOCK BREAKAWAY RIGHT ANGLE		
	MM	INCH				
4 PLACES	±	±	DRWN: SS06	2018/11/30	PRODUCT CUSTOMER DRAWING	
3 PLACES	±	± 0.01	CHK'D: ISHWARG	2018/12/06		
2 PLACES	±	0.25	APPR: ISHWARG	2018/12/06		
1 PLACE	±	0.38	INITIAL REVISION:		DOCUMENT NUMBER	
0 PLACES	±	±	DRWN: JSCHAFFER	12-5-03		
ANGULAR TOL		± 0.5°	APPR: MARGULIS	12-16-03	SD-41672-001	DOC TYPE
DRAFT WHERE APPLICABLE MUST REMAIN WITHIN DIMENSIONS		THIRD ANGLE PROJECTION	DRAWING	SERIES	MATERIAL NUMBER	CUSTOMER
			A-SIZE	41672	SEE CHART	GENERAL MARKET
						SHEET NUMBER
						1 OF 7

DOCUMENT STATUS	P1	RELEASE DATE	2018/12/06	11:45:09
-----------------	----	--------------	------------	----------

Header No:	41186-A-AN
Pin No:	43294-0572
Pin Length L	1.100 / 27.94
Mating M	.450 / 11.43
Gold:	NA
Bend Height: Y	.213 / 5.41
PC Tail P	.212 / 5.38
Tin:	OVERALL
Pack Per	PK-41672-001
Material No	Engineer Number
026481026	A-41672-B02A197
026481036	A-41672-B03A197
026481046	A-41672-B04A197
026481056	A-41672-B05A197
026481066	A-41672-B06A197
026481076	A-41672-B07A197
026481086	A-41672-B08A197
026481096	A-41672-B09A197
026481106	A-41672-B10A197
026481116	A-41672-B11A197
026481126	A-41672-B12A197
026481136	A-41672-B13A197
026481146	A-41672-B14A197
026481156	A-41672-B15A197
026481166	A-41672-B16A197
026481176	A-41672-B17A197
026481186	A-41672-B18A197
026481196	A-41672-B19A197
026481206	A-41672-B20A197
026481216	A-41672-B21A197
026481226	A-41672-B22A197
026481236	A-41672-B23A197
026481246	A-41672-B24A197

Header No:	41186-A-AN
Pin No:	43294-0569
Pin Length L	1.100 / 27.94
Mating M	.450 / 11.43
Gold:	.270 / 6.86
Bend Height: Y	.213 / 5.41
PC Tail P	.212 / 5.38
Tin:	.200 / 5.08
Pack Per	PK-41672-001
Material No	Engineer Number
41672-0001	A-41672-B02A208
41672-0002	A-41672-B03A208
41672-0003	A-41672-B04A208
41672-0004	A-41672-B05A208
41672-0005	A-41672-B06A208
41672-0006	A-41672-B07A208
41672-0007	A-41672-B08A208
41672-0008	A-41672-B09A208
41672-0009	A-41672-B10A208
41672-0010	A-41672-B11A208
41672-0011	A-41672-B12A208
41672-0012	A-41672-B13A208
41672-0013	A-41672-B14A208
41672-0014	A-41672-B15A208
41672-0015	A-41672-B16A208
41672-0016	A-41672-B17A208
41672-0017	A-41672-B18A208
41672-0018	A-41672-B19A208
41672-0019	A-41672-B20A208
41672-0020	A-41672-B21A208
41672-0021	A-41672-B22A208
41672-0022	A-41672-B23A208
41672-0023	A-41672-B24A208

Header No:	41186-A-AN
Pin No:	43294-0570
Pin Length L	1.100 / 27.94
Mating M	.450 / 11.43
Gold:	.270 / 6.86
Bend Height: Y	.213 / 5.41
PC Tail P	.212 / 5.38
Tin:	.200 / 5.08
Pack Per	PK-41672-001
Material No	Engineer Number
41672-0024	A-41672-B02A228
41672-0025	A-41672-B03A228
41672-0026	A-41672-B04A228
41672-0027	A-41672-B05A228
41672-0028	A-41672-B06A228
41672-0029	A-41672-B07A228
41672-0030	A-41672-B08A228
41672-0031	A-41672-B09A228
41672-0032	A-41672-B10A228
41672-0033	A-41672-B11A228
41672-0034	A-41672-B12A228
41672-0035	A-41672-B13A228
41672-0036	A-41672-B14A228
41672-0037	A-41672-B15A228
41672-0038	A-41672-B16A228
41672-0039	A-41672-B17A228
41672-0040	A-41672-B18A228
41672-0041	A-41672-B19A228
41672-0042	A-41672-B20A228
41672-0043	A-41672-B21A228
41672-0044	A-41672-B22A228
41672-0045	A-41672-B23A228
41672-0046	A-41672-B24A228

Header No:	41186-A-AN
Pin No:	43294-0573
Pin Length L	1.100 / 27.94
Mating M	.450 / 11.43
Gold:	.270 / 6.85
Bend Height: Y	.213 / 5.41
PC Tail P	.212 / 5.38
Tin:	.200 / 5.08
Pack Per	PK-41672-001
Material No	Engineer Number
026482026	A-41672-B02A241
026482036	A-41672-B03A241
026482046	A-41672-B04A241
026482056	A-41672-B05A241
026482066	A-41672-B06A241
026482076	A-41672-B07A241
026482086	A-41672-B08A241
026482096	A-41672-B09A241
026482106	A-41672-B10A241
026482116	A-41672-B11A241
026482126	A-41672-B12A241
026482136	A-41672-B13A241
026482146	A-41672-B14A241
026482156	A-41672-B15A241
026482166	A-41672-B16A241
026482176	A-41672-B17A241
026482186	A-41672-B18A241
026482196	A-41672-B19A241
026482206	A-41672-B20A241
026482216	A-41672-B21A241
026482226	A-41672-B22A241
026482236	A-41672-B23A241
026482246	A-41672-B24A241

THIS DRAWING CONTAINS INFORMATION THAT IS PROPRIETARY TO MOLEX ELECTRONIC TECHNOLOGIES, LLC AND SHOULD NOT BE USED WITHOUT WRITTEN PERMISSION

DIMENSION UNITS <b>HYBRID</b>	SCALE <b>1:1</b>	CURRENT REV DESC:
GENERAL TOLERANCES (UNLESS SPECIFIED)		EC NO: 608691
	MM	INCH
4 PLACES	±	±
3 PLACES	±	± 0.01
2 PLACES	± 0.25	±
1 PLACE	± 0.38	±
0 PLACES	±	±
ANGULAR TOL ± 0.5 °		DRWN: SS06 2018/11/30
DRAFT WHERE APPLICABLE MUST REMAIN WITHIN DIMENSIONS		CHK'D: ISHWARG 2018/12/06
THIRD ANGLE PROJECTION		APPR: ISHWARG 2018/12/06
DRAWING		INITIAL REVISION:
SERIES		DRWN: JSCHAFFER 12-5-03
MATERIAL NUMBER		APPR: MARGULIS 12-16-03

<b>molex</b>		
KK .156 HEADER ASSEMBLY FRICTION LOCK BREAKAWAY RIGHT ANGLE		
PRODUCT CUSTOMER DRAWING		
DOCUMENT NUMBER	DOC TYPE	DOC PART
<b>SD-41672-001</b>	PSD	001
REVISION	AC4	
MATERIAL NUMBER	CUSTOMER	SHEET NUMBER
SEE CHART	GENERAL MARKET	2 OF 7

FORMAT: Eng\lega-master\fb-prod-A  
REVISION: D  
DATE: 2018/01/18



Header No:	41186-A-AN
Pin No:	43294-0974
Pin Length L	1.530 / 38.86
Mating M	.499 / 12.67
Gold:	.300/ 7.62
Bend Height: Y	.213 / 5.41
PC Tail P	.592 / 15.04
Tin:	.200/ 5.08
Pack Per	PK-41672-001

Header No:	41186-A-AN
Pin No:	43294-0573
Pin Length L	1.100 / 27.94
Mating M	.523 / 13.28
Gold:	.270/ 6.85
Bend Height: Y	.213 / 5.41
PC Tail P	.136 / 3.45
Tin:	.200/ 5.08
Pack Per	PK-41672-001

Header No:	41186-A-AN
Pin No:	43294-0500
Pin Length L	1.030 / 26.16
Mating M	.456/11.58 REF
Gold:	NA
Bend Height: Y	.221 / 5.61
PC Tail P	.125+-.015
Tin:	OVERALL
Pack Per	PK-41672-001

Header No:	41186-A-AN
Pin No:	43294-0500
Pin Length L	1.030 / 26.16
Mating M	.459 / 11.66
Gold:	NA
Bend Height: Y	.213 / 5.41
PC Tail P	.130 / 3.30
Tin:	OVERALL
Pack Per	PK-41672-001

Material No	Engineer Number
41672-0109	A-41672-B02D241
41672-0110	A-41672-B03D241
41672-0111	A-41672-B04D241
41672-0112	A-41672-B05D241
41672-0113	A-41672-B06D241
41672-0114	A-41672-B07D241
41672-0115	A-41672-B08D241
41672-0116	A-41672-B09D241
41672-0117	A-41672-B10D241
41672-0118	A-41672-B11D241
41672-0119	A-41672-B12D241
41672-0120	A-41672-B13D241
41672-0121	A-41672-B14D241
41672-0122	A-41672-B15D241
41672-0123	A-41672-B16D241
41672-0124	A-41672-B17D241
41672-0125	A-41672-B18D241
41672-0126	A-41672-B19D241
41672-0127	A-41672-B20D241
41672-0128	A-41672-B21D241
41672-0129	A-41672-B22D241
41672-0130	A-41672-B23D241
026586242	A-41672-B24D241

Material No	Engineer Number
026586020	A-41672-B02C241
026586030	A-41672-B03C241
41672-0131	A-41672-B04C241
41672-0132	A-41672-B05C241
41672-0133	A-41672-B06C241
41672-0134	A-41672-B07C241
026586080	A-41672-B08C241
41672-0135	A-41672-B09C241
41672-0136	A-41672-B10C241
41672-0137	A-41672-B11C241
41672-0138	A-41672-B12C241
41672-0139	A-41672-B13C241
41672-0140	A-41672-B14C241
41672-0141	A-41672-B15C241
41672-0142	A-41672-B16C241
41672-0143	A-41672-B17C241
41672-0144	A-41672-B18C241
41672-0145	A-41672-B19C241
41672-0146	A-41672-B20C241
41672-0147	A-41672-B21C241
41672-0148	A-41672-B22C241
41672-0149	A-41672-B23C241
41672-0150	A-41672-B24C241

Material No	Engineer Number
026482029	A-41672-B02E197
026482039	A-41672-B03E197
026482049	A-41672-B04E197
026482059	A-41672-B05E197
026482069	A-41672-B06E197
026482079	A-41672-B07E197
026482089	A-41672-B08E197
026482099	A-41672-B09E197
026482109	A-41672-B10E197
026482119	A-41672-B11E197
026482129	A-41672-B12E197
026482139	A-41672-B13E197
026482149	A-41672-B14E197
026482159	A-41672-B15E197
026482169	A-41672-B16E197
026482179	A-41672-B17E197
026482189	A-41672-B18E197
026482199	A-41672-B19E197
026482209	A-41672-B20E197
026482219	A-41672-B21E197
026482229	A-41672-B22E197
026482239	A-41672-B23E197
026482249	A-41672-B24E197

Material No	Engineer Number
41672-0151	A-41672-B02F197
41672-0152	A-41672-B03F197
41672-0153	A-41672-B04F197
41672-0154	A-41672-B05F197
41672-0155	A-41672-B06F197
41672-0156	A-41672-B07F197
41672-0157	A-41672-B08F197
41672-0158	A-41672-B09F197
41672-0159	A-41672-B10F197
41672-0160	A-41672-B11F197
41672-0161	A-41672-B12F197
41672-0162	A-41672-B13F197
41672-0163	A-41672-B14F197
41672-0164	A-41672-B15F197
41672-0165	A-41672-B16F197
41672-0166	A-41672-B17F197
41672-0167	A-41672-B18F197
41672-0168	A-41672-B19F197
41672-0169	A-41672-B20F197
41672-0170	A-41672-B21F197
41672-0171	A-41672-B22F197
41672-0172	A-41672-B23F197
41672-0173	A-41672-B24F197

THIS DRAWING CONTAINS INFORMATION THAT IS PROPRIETARY TO MOLEX ELECTRONIC TECHNOLOGIES, LLC AND SHOULD NOT BE USED WITHOUT WRITTEN PERMISSION

DIMENSION UNITS	SCALE	CURRENT REV DESC:
HYBRID	1:1	
GENERAL TOLERANCES (UNLESS SPECIFIED)		
	MM	INCH
4 PLACES	±	±
3 PLACES	±	± 0.01
2 PLACES	± 0.25	±
1 PLACE	± 0.38	±
0 PLACES	±	±
ANGULAR TOL	± 0.5°	
DRAFT WHERE APPLICABLE MUST REMAIN WITHIN DIMENSIONS	THIRD ANGLE PROJECTION	DRAWING
		A-SIZE
		SERIES
		41672

<b>molex</b>		
KK .156 HEADER ASSEMBLY FRICTION LOCK BREAKAWAY RIGHT ANGLE		
PRODUCT CUSTOMER DRAWING		
DOCUMENT NUMBER	DOC TYPE	DOC PART
SD-41672-001	PSD	001
REVISION	AC4	
MATERIAL NUMBER	CUSTOMER	SHEET NUMBER
SEE CHART	GENERAL MARKET	4 OF 7

EC NO: 608691  
 DRWN: SS06 2018/11/30  
 CHK'D: ISHWARG 2018/12/06  
 APPR: ISHWARG 2018/12/06  
 INITIAL REVISION:  
 DRWN: JSCHAFFER 12-5-03  
 APPR: MARGULIS 12-16-03

DOCUMENT STATUS	P1	RELEASE DATE	2018/12/06	11:45:09
-----------------	----	--------------	------------	----------

Header No:	41186-A-AN
Pin No:	43294-0526
Pin Length L	1.060 / 26.92
Mating M	.447 / 11.35
Gold:	NA
Bend Height: Y	.213 / 5.41
PC Tail P	.172 / 4.69
Tin:	OVERALL
Pack Per	PK-41672-001

Material No	Engineer Number
41672-0176	A-41672-B02G197
41672-0177	A-41672-B03G197
41672-0178	A-41672-B04G197
41672-0179	A-41672-B05G197
41672-0180	A-41672-B06G197
41672-0181	A-41672-B07G197
41672-0182	A-41672-B08G197
41672-0183	A-41672-B09G197
41672-0184	A-41672-B10G197
41672-0185	A-41672-B11G197
41672-0186	A-41672-B12G197
41672-0187	A-41672-B13G197
41672-0188	A-41672-B14G197
41672-0189	A-41672-B15G197
41672-0190	A-41672-B16G197
41672-0191	A-41672-B17G197
41672-0192	A-41672-B18G197
41672-0193	A-41672-B19G197
41672-0194	A-41672-B20G197
41672-0195	A-41672-B21G197
41672-0196	A-41672-B22G197
41672-0197	A-41672-B23G197
41672-0198	A-41672-B24G197

Header No:	41186-A-AN
Pin No:	43294-0572
Pin Length L	1.100 / 27.94
Mating M	.450 / 11.43
Gold:	NA
Bend Height: Y	.213 / 5.41
PC Tail P	.212 / 5.38
Tin:	OVERALL
Pack Per	PK-41672-001

Material No	Engineer Number	Void
026504051	A-41672-B05A197-51	2,4
41672-0047	A-41672-B02A197-1	1
41672-0174	A-41672-B23A197-51	18,20,22
026504042	A-41672-B04A197-02	2
026504061	A-41672-B06A197-4	4
026504043	A-41672-B04A197-3	3
026504062	A-41672-B06A197-5	5
416720048	A-41672-B09A197-51	2,3,4,6,7,8
416720049	A-41672-B14A197-12	12
026504102	A-41672-B10A197-5	5
026504072	A-41672-B07A197-2	2
41672-0175	A-41672-B11A197-2	2
41672-0203	A-41672-B14A197-51	2,6, 11,13
41672-0227	A-41672-B05A197-2	2
41672-0229	A-41672-B10A197-4	4

Header No:	41186-A-AN
Pin No:	43294-0573
Pin Length L	1.100 / 27.94
Mating M	.450 / 11.43
Gold:	.270 / 6.85
Bend Height: Y	.213 / 5.41
PC Tail P	.212 / 5.38
Tin:	.200 / 5.08
Pack Per	PK-41672-001

Material No	Engineer Number	Void
026504121	A-41672-B12A241-51	4,6
026497063	A-41672-B06A241-5	5

THIS DRAWING CONTAINS INFORMATION THAT IS PROPRIETARY TO MOLEX ELECTRONIC TECHNOLOGIES, LLC AND SHOULD NOT BE USED WITHOUT WRITTEN PERMISSION

DIMENSION UNITS	SCALE	CURRENT REV DESC:
HYBRID	1:1	
GENERAL TOLERANCES (UNLESS SPECIFIED)		
	MM	INCH
4 PLACES	±	±
3 PLACES	±	± 0.01
2 PLACES	± 0.25	±
1 PLACE	± 0.38	±
0 PLACES	±	±
ANGULAR TOL	± 0.5 °	
DRAFT WHERE APPLICABLE MUST REMAIN WITHIN DIMENSIONS	THIRD ANGLE PROJECTION	DRAWING
		SERIES
		A-SIZE

# molex

KK .156 HEADER ASSEMBLY  
FRICTION LOCK BREAKAWAY RIGHT ANGLE

PRODUCT CUSTOMER DRAWING

EC NO: 608691  
DRWN: SS06 2018/11/30  
CHK'D: ISHWARG 2018/12/06  
APPR: ISHWARG 2018/12/06

INITIAL REVISION:  
DRWN: JSCHAFFER 12-5-03  
APPR: MARGULIS 12-16-03

DOCUMENT NUMBER: **SD-41672-001** DOC TYPE: PSD DOC PART: 001 REVISION: AC4

MATERIAL NUMBER: SEE CHART CUSTOMER: GENERAL MARKET SHEET NUMBER: 5 OF 7

FORMAT: Eng\lega-master-ib-prod-A  
REVISION: D  
DATE: 2018/01/18



