

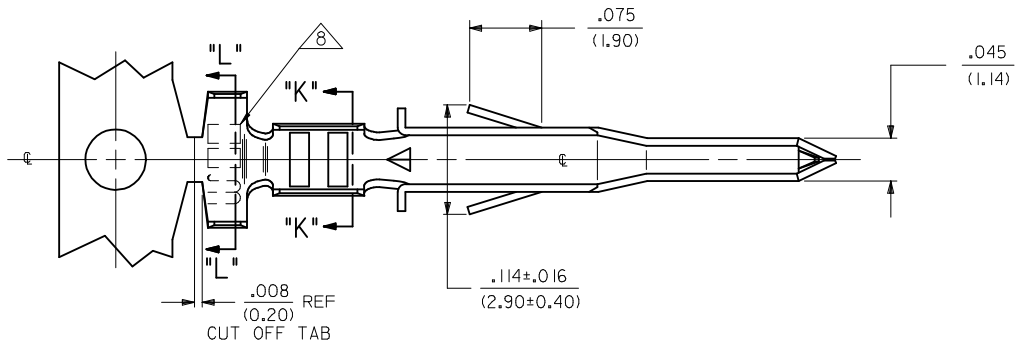
PART NO.	ENG. NO.	FORM	MAT'L.	WIRE GAGE	RANGE OF INSULATION DIA.	QUANTITY PER REEL (FORMED)	DIM. "A"	DIM. "B"	DIM. "C"	DIM. "D"	DIM. "E"	DIM. "F"	
39-00-0120	5558-S	CHAIN	A BRASS	18-24 GA.	.051-.122 (1.30-3.10)	4,000	.075 (1.90)	.091 (2.30)	.020 (.50)	.142 (3.60)	.177 (4.50)	.035 (.90)	
39-00-0121	5558-SL	LOOSE		22-28 GA.	.035-.071 (.90-1.80)	6,000	.071 (1.80)	.065 (1.65)	.016 (.40)	.091 (2.30)	.091 (2.30)	.024 (.60)	
39-00-0122	5558-S2	CHAIN		B PHOS. BRONZE	16 GA.	.122 (3.10) MAX.	4,000	.091 (2.30)	.106 (2.70)	.024 (.60)	.142 (3.60)	.177 (4.50)	.035 (.90)
39-00-0123	5558-S2L	LOOSE			18-24 GA.	.051-.122 (1.30-3.10)	4,000	.075 (1.90)	.091 (2.30)	.020 (.50)	.142 (3.60)	.177 (4.50)	.035 (.90)
39-00-0124	5558-S3	CHAIN	22-28 GA.		.035-.071 (.90-1.80)	6,000	.071 (1.80)	.065 (1.65)	.016 (.40)	.091 (2.30)	.091 (2.30)	.024 (.60)	
39-00-0125	5558-S3L	LOOSE		16 GA.	.122 (3.10) MAX.	4,000	.091 (2.30)	.106 (2.70)	.024 (.60)	.142 (3.60)	.177 (4.50)	.035 (.90)	
39-00-0126	5558-PBS	CHAIN		18-24 GA.	.051-.122 (1.30-3.10)	4,000	.075 (1.90)	.091 (2.30)	.020 (.50)	.142 (3.60)	.177 (4.50)	.035 (.90)	
39-00-0127	5558-PBSL	LOOSE		22-28 GA.	.035-.071 (.90-1.80)	6,000	.071 (1.80)	.065 (1.65)	.016 (.40)	.091 (2.30)	.091 (2.30)	.024 (.60)	
39-00-0128	5558-PBS2	CHAIN		16 GA.	.122 (3.10) MAX.	4,000	.091 (2.30)	.106 (2.70)	.024 (.60)	.142 (3.60)	.177 (4.50)	.035 (.90)	
39-00-0129	5558-PBS2L	LOOSE											
39-00-0130	5558-PBS3	CHAIN											
39-00-0131	5558-PBS3L	LOOSE											

LEGEND:

5558-***S**

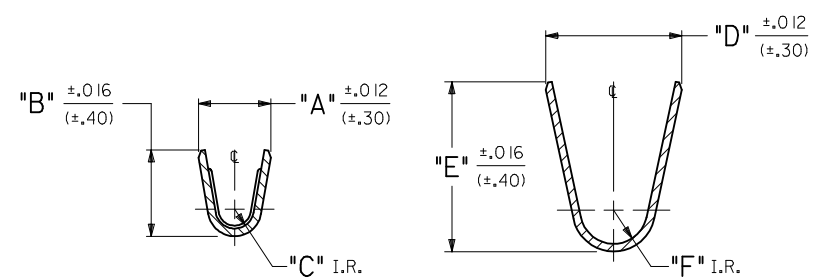
BASE NO. _____
MATERIAL _____
 BLANK= BRASS
 PB= PHOS. BRONZE
 S= TIN OVER NICKEL
CRIMP SIZE _____
 BLANK = 18-24 AWG
 2 = 22-28 AWG
 3 = 16 AWG
CHAIN OR LOOSE _____
 BLANK= CHAIN
 L= LOOSE

SEE SHEET 1 EC NO: UCP2017-2202 DRAWNCSLAFTER 2017/04/05 CHKD:JBELL 2017/04/05 APPR:FSMITH 2017/09/29 REV D1	QUALITY SYMBOLS ▽=0 ▽=0 ▽=0	GENERAL TOLERANCES (UNLESS SPECIFIED)		DIMENSION STYLE IN/MM		SCALE 1:1	DESIGN UNITS INCH	THIRD ANGLE PROJECTION		
				mm	INCH	DRAWN BY NNGUYEN	DATE 2014/02/11	MALE CRIMP TERMINAL WITH TIN-OVER-NICKEL PLATING. (MINI-FIT JR. SERIES) molex		
				4 PLACES ± .010	3 PLACES ± .010	CHECKED BY GEP	DATE 1992/05/12			
				2 PLACES ± .015	1 PLACE ± .015	APPROVED BY FSMITH	DATE 2014/03/21	DOCUMENT NO. SD-5558-*S*		SHEET NO. 2 OF 2
		ANGULAR ±1/2°		MATERIAL NO.		DRAFT WHERE APPLICABLE MUST REMAIN WITHIN DIMENSIONS		SEE CHART SIZE C THIS DRAWING CONTAINS INFORMATION THAT IS PROPRIETARY TO MOLEX INCORPORATED AND SHOULD NOT BE USED WITHOUT WRITTEN PERMISSION		



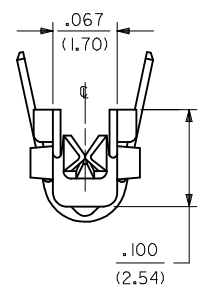
- NOTES:
- MATERIAL:
 - BRASS.
 - PHOS. BRONZE.
 - PLATING:

.000100/(.00254) MIN. TIN OVER .000050/(.00127) MIN. NICKEL (POST-PLATE).
 - PRODUCT SPECIFICATION: PS-5556-001, PS-5556-002, PS-5556-003
 - PACKAGING SPECIFICATION: PK-5558-001 FOR REELS
PK-5556-003 FOR LOOSE
 - MATES WITH TERMINAL: 5556 SERIES
 - TERMINAL IS FOR USE WITH MOLEX PLUG HOUSINGS 5559, 30068, AND 42475.
 - THE NUMBER OF SERRATIONS TO BE ONE FOR WIRE RANGE 22-28.
 - TEXT ON PART IS FOR REFERENCE ONLY. TEXT AND TEXT LOCATION MAY VARY DEPENDING ON PART NUMBER AND/OR TOOL.
 - WHEN TERMINALS ARE INSTALLED IN THE HOUSING THE WIRES ARE TO BE DRESSED IN SUCH A MANNER TO ALLOW THE TERMINALS TO FLOAT FREELY IN THE POCKET.
 - THIS TERMINAL IS DESIGNED FOR SINGLE WIRE CRIMPING.
 - PART CONFORMS TO CLASS "B" REQUIREMENTS OF COSMETIC SPECIFICATION PS-45499-002.

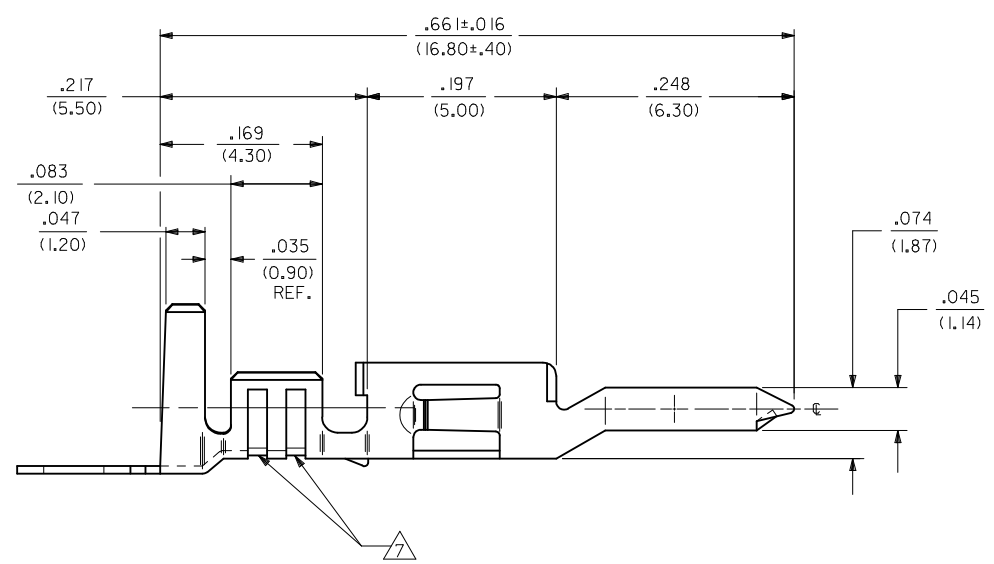


SECT. "K-K"
(VIEW ROTATED 90° CW)

SECT. "L-L"
(VIEW ROTATED 90° CW)



.100 (2.54)



#18-24 TERMINAL SHOWN

MODIFY NOTE 8 EC NO: UCP2017-2202 DRWINGSLAFTER 2017/04/05 CHKD:JBELL 2017/04/05 APPR:FSMITH 2017/09/29	QUALITY SYMBOLS 	GENERAL TOLERANCES (UNLESS SPECIFIED) <table border="1"> <thead> <tr> <th></th> <th>mm</th> <th>INCH</th> </tr> </thead> <tbody> <tr> <td>4 PLACES</td> <td>± .10</td> <td>± .004</td> </tr> <tr> <td>3 PLACES</td> <td>± .15</td> <td>± .006</td> </tr> <tr> <td>2 PLACES</td> <td>± .25</td> <td>± .010</td> </tr> <tr> <td>1 PLACE</td> <td>± .38</td> <td>± .015</td> </tr> <tr> <td>0 PLACE</td> <td>± .50</td> <td>± .020</td> </tr> </tbody> </table>		mm	INCH	4 PLACES	± .10	± .004	3 PLACES	± .15	± .006	2 PLACES	± .25	± .010	1 PLACE	± .38	± .015	0 PLACE	± .50	± .020	DIMENSION STYLE IN/MM	SCALE DESIGN UNITS INCH	THIRD ANGLE PROJECTION
		mm	INCH																				
	4 PLACES	± .10	± .004																				
	3 PLACES	± .15	± .006																				
2 PLACES	± .25	± .010																					
1 PLACE	± .38	± .015																					
0 PLACE	± .50	± .020																					
DESCRIPTION D1	DRAWN BY NGUYEN	DATE 2014/02/11	TITLE MALE CRIMP TERMINAL WITH TIN-OVER-NICKEL PLATING. (MINI-FIT JR. SERIES)	MATERIAL NO. SEE SHEET 2	DOCUMENT NO. SD-5558-*S*																		
ANGULAR ±1/2° DRAFT WHERE APPLICABLE MUST REMAIN WITHIN DIMENSIONS	SIZE C	APPROVED BY FSMITH	DATE 2014/03/21	SHEET NO. 1 OF 2	THIS DRAWING CONTAINS INFORMATION THAT IS PROPRIETARY TO MOLEX. INCORPORATED AND SHOULD NOT BE USED WITHOUT WRITTEN PERMISSION																		
				molex																			

PART NO.	ENG. NO.	FORM	MAT'L.	WIRE GAGE	RANGE OF INSULATION DIA.	QUANTITY PER REEL (FORMED)	DIM. "A"	DIM. "B"	DIM. "C"	DIM. "D"	DIM. "E"	DIM. "F"	
39-00-0120	5558-S	CHAIN	A BRASS	18-24 GA.	.051-.122 (1.30-3.10)	4,000	.075 (1.90)	.091 (2.30)	.020 (.50)	.142 (3.60)	.177 (4.50)	.035 (.90)	
39-00-0121	5558-SL	LOOSE		B PHOS. BRONZE	22-28 GA.	.035-.071 (.90-1.80)	6,000	.071 (1.80)	.065 (1.65)	.016 (.40)	.091 (2.30)	.091 (2.30)	.024 (.60)
39-00-0122	5558-S2	CHAIN			16 GA.	.122 (3.10) MAX.	4,000	.091 (2.30)	.106 (2.70)	.024 (.60)	.142 (3.60)	.177 (4.50)	.035 (.90)
39-00-0123	5558-S2L	LOOSE			18-24 GA.	.051-.122 (1.30-3.10)	4,000	.075 (1.90)	.091 (2.30)	.020 (.50)	.142 (3.60)	.177 (4.50)	.035 (.90)
39-00-0124	5558-S3	CHAIN	22-28 GA.		.035-.071 (.90-1.80)	6,000	.071 (1.80)	.065 (1.65)	.016 (.40)	.091 (2.30)	.091 (2.30)	.024 (.60)	
39-00-0125	5558-S3L	LOOSE	B PHOS. BRONZE	16 GA.	.122 (3.10) MAX.	4,000	.091 (2.30)	.106 (2.70)	.024 (.60)	.142 (3.60)	.177 (4.50)	.035 (.90)	
39-00-0126	5558-PBS	CHAIN		18-24 GA.	.051-.122 (1.30-3.10)	4,000	.075 (1.90)	.091 (2.30)	.020 (.50)	.142 (3.60)	.177 (4.50)	.035 (.90)	
39-00-0127	5558-PBSL	LOOSE		B PHOS. BRONZE	22-28 GA.	.035-.071 (.90-1.80)	6,000	.071 (1.80)	.065 (1.65)	.016 (.40)	.091 (2.30)	.091 (2.30)	.024 (.60)
39-00-0128	5558-PBS2	CHAIN			16 GA.	.122 (3.10) MAX.	4,000	.091 (2.30)	.106 (2.70)	.024 (.60)	.142 (3.60)	.177 (4.50)	.035 (.90)
39-00-0129	5558-PBS2L	LOOSE			18-24 GA.	.051-.122 (1.30-3.10)	4,000	.075 (1.90)	.091 (2.30)	.020 (.50)	.142 (3.60)	.177 (4.50)	.035 (.90)
39-00-0130	5558-PBS3	CHAIN	22-28 GA.		.035-.071 (.90-1.80)	6,000	.071 (1.80)	.065 (1.65)	.016 (.40)	.091 (2.30)	.091 (2.30)	.024 (.60)	
39-00-0131	5558-PBS3L	LOOSE	16 GA.		.122 (3.10) MAX.	4,000	.091 (2.30)	.106 (2.70)	.024 (.60)	.142 (3.60)	.177 (4.50)	.035 (.90)	

LEGEND:

5558-***S**

BASE NO. _____
MATERIAL _____
 BLANK= BRASS
 PB= PHOS. BRONZE
 S= TIN OVER NICKEL
CRIMP SIZE _____
 BLANK = 18-24 AWG
 2 = 22-28 AWG
 3 = 16 AWG
CHAIN OR LOOSE _____
 BLANK= CHAIN
 L= LOOSE

SEE SHEET 1 EC NO: UCP2017-2202 DRAWN:SLAFTER 2017/04/05 CHKD:JBELL 2017/04/05 APPR:FSMITH 2017/09/29 REV: D1	QUALITY SYMBOLS	GENERAL TOLERANCES (UNLESS SPECIFIED)	DIMENSION STYLE	SCALE	DESIGN UNITS	THIRD ANGLE PROJECTION
	▽=0	4 PLACES ± .010	IN/MM	1:1	INCH	MALE CRIMP TERMINAL WITH TIN-OVER-NICKEL PLATING. (MINI-FIT JR. SERIES) molex DOCUMENT NO. SD-5558-*S* SHEET NO. 2 OF 2
	▽=0	3 PLACES ± .010	mm	DRAWN BY	DATE	
	▽=0	2 PLACES ± .015	INCH	NNGUYEN	2014/02/11	
▽=0	1 PLACE ± .025	mm	CHECKED BY	DATE		
		0 PLACE ± .038	INCH	GEP	1992/05/12	
		ANGULAR ±1/2°	mm	APPROVED BY	DATE	
		DRAFT WHERE APPLICABLE MUST REMAIN WITHIN DIMENSIONS	INCH	FSMITH	2014/03/21	
			INCH	SEE CHART		