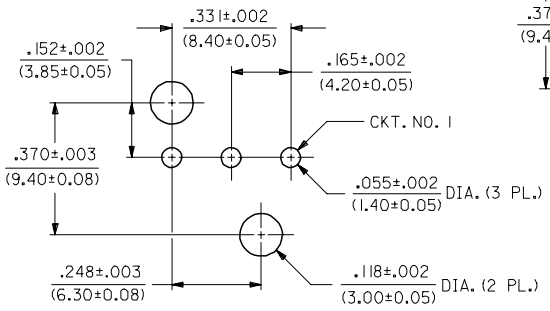
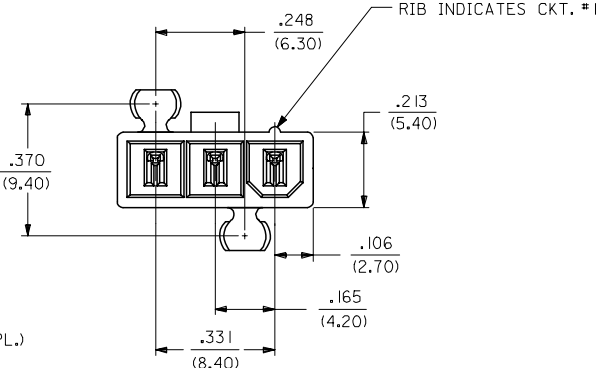
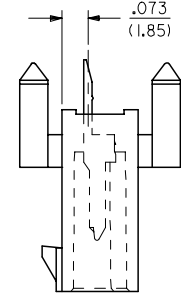
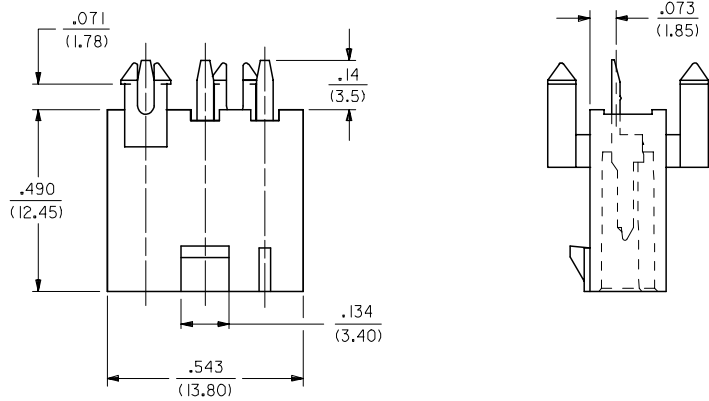


- NOTES:
- MATERIALS:
HOUSING:
"BLANK"=NYLON 6/6, UL94 V-2, COLOR: NATURAL
"210"=NYLON 6/6, UL94 V-0, COLOR: NATURAL
TERMINALS:
BRASS
 - TERMINAL PLATING:
"BLANK"=.000035/(0.00090) MIN. BRIGHT TIN OVER
.000020/(0.00050) MIN. COPPER
*GS2=.000015/(0.00038) MIN. SELECT GOLD AND
.000100/(0.00254) MIN. SELECT MATTE TIN
OVER .000050/(0.00127) MIN. NICKEL OVERALL
*GS=.000030/(0.00076) MIN. SELECT GOLD AND
.000100/(0.00254) MIN. SELECT MATTE TIN
OVER .000050/(0.00127) MIN. NICKEL OVERALL
S=.000100/(0.00254) MIN. BRIGHT TIN OVER
.000050/(0.00127) MIN. NICKEL
*THE PRIMARY SHIPPING CARTON WILL BE LABELED
"ELV AND RoHS COMPLIANT"; CARTONS WITHOUT
THIS LABEL MAY CONTAIN PRODUCT WITH
TIN-LEAD PLATING.
 - PRODUCT SPECIFICATION: PS-5566-001
 - PACKAGING: TRAY PACKED PER PK-5566-002
 - PART MATES WITH MINI-FIT JR. RECEPTACLE NO. 5557.
 - ALL DIMENSIONS ARE REFERENCE UNLESS OTHERWISE SPECIFIED.
 - PART IS NOT DESIGNED FOR CURRENT SHARING.
 - PARTS ARE NOT TO BE MATED OR UN-MATED WHILE CIRCUITS ARE LIVE.
 - PART CONFORMS TO CLASS 'B' REQUIREMENTS OF COSMETIC SPECIFICATION PS-45499-002.

PART NO.	ENG. NO.	ASS'Y. TYPE	HOUSING MAT'L. (SEE NOTE 1)	PLATING (SEE NOTE 2)
39-30-1039	5566-03A3	A	"BLANK"	"BLANK"
39-30-2033	↑ -03A3GS2	A	↑	GS2
39-30-2031	-03A3GS	A		GS
39-30-5037	-03A3S	A		S
39-30-2035	-03B3	B		"BLANK"
39-30-2039	-03B3GS2	B		GS2
39-30-2037	-03B3GS	B		GS
39-30-5039	-03B3S	B	"BLANK"	S
39-30-2030	-03A3-210	A	210	"BLANK"
39-30-2034	-03A3GS2-210	A	↑	GS2
39-30-2032	-03A3GS-210	A		GS
39-30-5038	-03A3S-210	A		S
39-30-2036	-03B3-210	B		"BLANK"
39-30-3030	-03B3GS2-210	B		GS2
39-30-2038	↓ -03B3GS-210	B	↓	GS
39-30-6030	5566-03B3S-210	B	210	S



LEGEND

5566-03*3*-***

BASE NO. _____

CIRCUIT SIZE _____

ASS'Y. TYPE _____

A = WITHOUT DRAIN HOLES
B = WITH DRAIN HOLES

MOUNTING _____

3 = PEGS

PLATING _____
(SEE NOTE 2)

HOUSING MATERIAL _____
(SEE NOTE 1)

RECOMMENDED HOLE LAYOUT FOR
.070/(1.78) MAX. THICK P. C. BOARD

TRAY PACKAGING EC NO: UCP2008-0153 DRWNL: SCHI DT 2007/09/26 CHKD: ADERR 2007/09/26 APPR: FSN TH 2007/09/26 REV DESCRIPTION	QUALITY SYMBOLS ▽=0 ▽=0	GENERAL TOLERANCES (UNLESS SPECIFIED) mm INCH 4 PLACES ± --- ± --- 3 PLACES ± --- ± .010 2 PLACES ± 0.25 ± .015 1 PLACE ± 0.38 ± --- ANGULAR ±1/2°	DIMENSION STYLE IN/MM DRAWN BY DATE GEP 1990/06/07 CHECKED BY DATE RJF 1990/06/07 APPROVED BY DATE RAS 1990/06/07	SCALE 4:1 DESIGN UNITS METRIC THIRD ANGLE PROJECTION	TITLE MINI-FIT JR. VERT. HDR. ASSY. W/PEGS, WITH & W/O DRAIN HOLES (SINGLE ROW)	MATERIAL NO. SDA-5566-03*3*	DOCUMENT NO. SDA-5566-03*3*	SHEET NO. 1 OF 1
	DRAFT WHERE APPLICABLE MUST REMAIN WITHIN DIMENSIONS		SEE CHART		THIS DRAWING CONTAINS INFORMATION THAT IS PROPRIETARY TO MOLEX INCORPORATED AND SHOULD NOT BE USED WITHOUT WRITTEN PERMISSION			