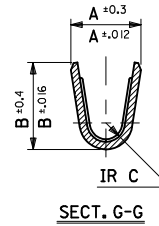
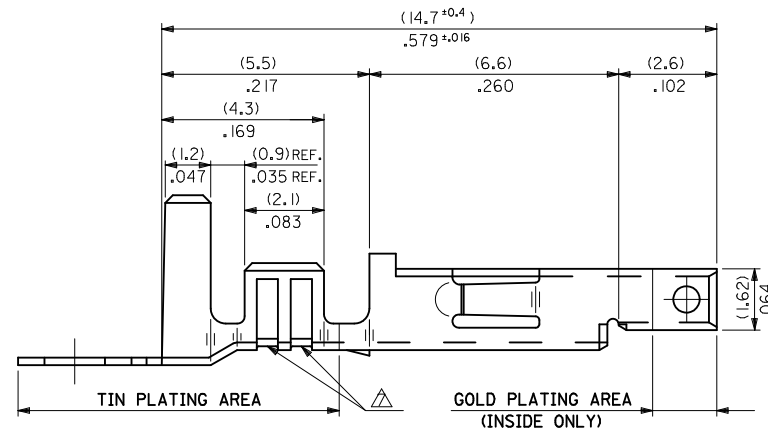
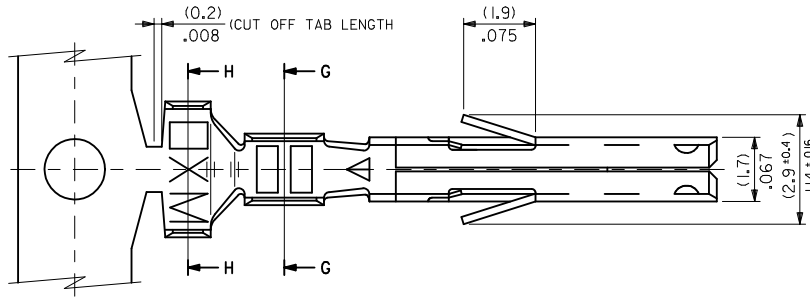
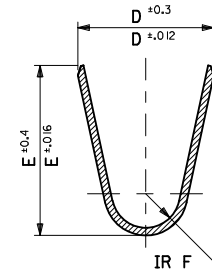


NOTES

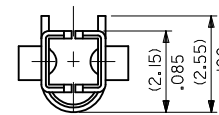
1. MATERIAL: SEE CHART.
2. FINISH: SEE CHART.
3. PRODUCT SPECIFICATION: PS-5556-001, PS-5556-002, PS-5556-003.
4. PACKAGING SPECIFICATION: PK-5556-001 FOR CHAIN TERMINALS
PK-5556-003 FOR LOOSE TERMINALS.
5. MATES WITH: 5558, 5566, 5569, 30069, 30070, 42440, 42404, 43879, 43810, 44068.
6. APPLICABLE HOUSING: 5557, 30067, 44516, OR 42474.
7. THE NUMBER OF SERRATIONS TO BE ONE FOR WIRE RANGE #22-28.
8. WHEN TERMINALS ARE INSTALLED IN THE HOUSING THE WIRES ARE TO BE DRESSED IN SUCH A MANNER TO ALLOW THE TERMINALS TO FLOAT FREELY IN THE POCKET.
9. THIS TERMINAL IS DESIGNED FOR SINGLE WIRE CRIMPING.
10. PART CONFORMS TO CLASS 'B' REQUIREMENTS OF COSMETIC SPECIFICATION PS-45499-002.



SECT. G-G



SECT. H-H



REMOVE 440 & 441. EC NO: UCP2010-2205 DRWN: JAGUILAR 2010/03/01 CHKD: J BELL 2010/03/01 APPR: FSMITH 2010/04/09	QUALITY SYMBOLS	GENERAL TOLERANCES (UNLESS SPECIFIED)	DIMENSION STYLE	SCALE	DESIGN UNITS	THIRD ANGLE PROJECTION
	▽=0	mm INCH	MM/IN	10:1	METRIC	
	▽=0	4 PLACES ± --- ± ---	DRAWN BY DATE	TITLE		
	▽=0	3 PLACES ± --- ± .008	HHIRAMOT '91/05/18	MINI FIT JR SELECT GOLD FEMALE CRIMP TERMINAL -LEAD FREE-		
		2 PLACES ± 0.2 ± .008	CHECKED BY DATE	MOLEX INCORPORATED		
		1 PLACE ± 0.2 ± ---	MFUKUSHI '98/11/09	SD-5556-006		
		ANGULAR ± 3 °	APPROVED BY DATE	DOCUMENT NO.		
			FSMITH 2010/04/09	SHEET NO.		
		DRAFT WHERE APPLICABLE MUST REMAIN WITHIN DIMENSIONS	MATERIAL NO.	1 OF 2		
			SEE CHART	THIS DRAWING CONTAINS INFORMATION THAT IS PROPRIETARY TO MOLEX INCORPORATED AND SHOULD NOT BE USED WITHOUT WRITTEN PERMISSION		

10 9 8 7 6 5 4 3 2 1

MATERIAL	FINISH	F	E	D	C	B	A	INS. RANGE	WIRE RANGE	EDP NO.	ENG. NO.	FORM	
PHOSPHOR BRONZE	SELECTIVE GOLD (0.76µm)/30m.i. MIN. AND SELECTIVE TIN (2.54µm)/100m.i. MIN. OVER NICKEL (1.27µm)/50m.i. MIN.	(0.9) .035	(4.5) .177	(3.6) .142	(0.6) .024	(2.7) .106	(2.3) .091	∅ (3.1) .122 MAX.	# 16	39-00-0158 ↑ -0157	5556 PBGS3L ↑ PBGS3	LOOSE CHAIN	
		(0.6) .024	(2.3) .091	(2.3) .091	(0.4) .016	(1.65) .065	(1.8) .071	∅ (0.9-1.8) .035-.071	#22-28	-0156 -0155	PBGS2L PBGS2	LOOSE CHAIN	
		(0.9) .035	(4.5) .177	(3.6) .142	(0.5) .020	(2.3) .091	(1.9) .075	∅ (1.3-3.1) .051-.122	# 18-24	-0154 -0153	PBGS PBGS	LOOSE CHAIN	
		(0.9) .035	(4.5) .177	(3.6) .142	(0.6) .024	(2.7) .106	(2.3) .091	∅ (3.1) .122 MAX.	# 16	-0142 -0141	GS9L GS9	LOOSE CHAIN	
		(0.6) .024	(2.3) .091	(2.3) .091	(0.4) .016	(1.65) .065	(1.8) .071	∅ (0.9-1.8) .035-.071	#22-28	↓ -0140	GS8L GS8	LOOSE CHAIN	
		(0.9) .035	(4.5) .177	(3.6) .142	(0.5) .020	(2.3) .091	(1.9) .075	∅ (1.3-3.1) .051-.122	# 18-24	40-13-0852 40-13-0851	GS7L GS7	LOOSE CHAIN	
BRASS	SELECTIVE GOLD (1.27µm)/50m.i. MIN. AND SELECTIVE TIN (2.54 µm)/100 m.i. MIN. OVER NICKEL (1.27µm)/50m.i. MIN. ©	(0.9) .035	(4.5) .177	(3.6) .142	(0.6) .024	(2.7) .106	(2.3) .091	∅ (3.1) .122 MAX.	# 16	39-00-0139 ↑ -0093	GS6L GS6	LOOSE CHAIN	
		(0.6) .024	(2.3) .091	(2.3) .091	(0.4) .016	(1.65) .065	(1.8) .071	∅ (0.9-1.8) .035-.071	#22-28	-0092 -0091	GS5L GS5	LOOSE CHAIN	
		(0.9) .035	(4.5) .177	(3.6) .142	(0.5) .020	(2.3) .091	(1.9) .075	∅ (1.3-3.1) .051-.122	# 18-24	-0074 -0073	GS4L GS4	LOOSE CHAIN	
		(0.9) .035	(4.5) .177	(3.6) .142	(0.6) .024	(2.7) .106	(2.3) .091	∅ (3.1) .122 MAX.	# 16	-0090 -0089	GS3L GS3	LOOSE CHAIN	
		(0.6) .024	(2.3) .091	(2.3) .091	(0.4) .016	(1.65) .065	(1.8) .071	∅ (0.9-1.8) .035-.071	#22-28	-0435 -0434	GS2L7F GS27F	LOOSE CHAIN	
		(0.9) .035	(4.5) .177	(3.6) .142	(0.5) .020	(2.3) .091	(1.9) .075	∅ (1.3-3.1) .051-.122	# 18-24	↓ -0429	GSL7F GSL7F	LOOSE CHAIN	
	BRASS	SELECTIVE GOLD (0.38µm)/15m.i. MIN. AND SELECTIVE TIN(2.54µm)/100 m.i. MIN. OVER NICKEL (1.27µm)/50m.i. MIN. ©	(0.9) .035	(4.5) .177	(3.6) .142	(0.6) .024	(2.7) .106	(2.3) .091	∅ (3.1) .122 MAX.	# 16	39-00-0094 ↑ -0093	GS6L GS6	LOOSE CHAIN
			(0.6) .024	(2.3) .091	(2.3) .091	(0.4) .016	(1.65) .065	(1.8) .071	∅ (0.9-1.8) .035-.071	#22-28	-0092 -0091	GS5L GS5	LOOSE CHAIN
			(0.9) .035	(4.5) .177	(3.6) .142	(0.5) .020	(2.3) .091	(1.9) .075	∅ (1.3-3.1) .051-.122	# 18-24	-0074 -0073	GS4L GS4	LOOSE CHAIN
			(0.9) .035	(4.5) .177	(3.6) .142	(0.6) .024	(2.7) .106	(2.3) .091	∅ (3.1) .122 MAX.	# 16	-0090 -0089	GS3L GS3	LOOSE CHAIN
BRASS	SELECTIVE GOLD (0.76µm)/30m.i. MIN. AND SELECTIVE TIN (2.54µm)/100m.i. MIN. OVER NICKEL (1.27µm)/50m.i. MIN.	(0.6) .024	(2.3) .091	(2.3) .091	(0.4) .016	(1.65) .065	(1.8) .071	∅ (0.9-1.8) .035-.071	#22-28	-0435 -0434	GS2L7F GS27F	LOOSE CHAIN	
		(0.9) .035	(4.5) .177	(3.6) .142	(0.5) .020	(2.3) .091	(1.9) .075	∅ (1.3-3.1) .051-.122	# 18-24	↓ -0429	GSL7F GSL7F	LOOSE CHAIN	

SEE SHEET 1 EC NO: UCP2010-2205 DRWN: J JAGUILAR 2010/03/01 CHKD: JBELL 2010/03/01 APPR: FSMITH 2010/04/09 G1	QUALITY SYMBOLS ∇7=0 ∇7=0 ∇7=0	GENERAL TOLERANCES (UNLESS SPECIFIED) mm INCH		DIMENSION STYLE MM/IN		SCALE 10:1	DESIGN UNITS METRIC	THIRD ANGLE PROJECTION			
		4 PLACES ± --- ± ---	3 PLACES ± --- ± .008	2 PLACES ± 0.2 ± .008	1 PLACE ± 0.2 ± ---	DRAWN BY HHIRAMOT	DATE '91/05/18	TITLE MINI FIT JR SELECT GOLD FEMALE CRIMP TERMINAL -LEAD FREE-			
		ANGULAR ± 3 °				CHECKED BY MFUKUSHI	DATE '98/11/09	MOLEX INCORPORATED			
		DRAFT WHERE APPLICABLE MUST REMAIN WITHIN DIMENSIONS				APPROVED BY FSMITH	DATE 2010/04/09	MATERIAL NO. SEE CHART	DOCUMENT NO. SD-5556-006	SHEET NO. 2 OF 2	

9 8 7 6 5 4 3 2 1