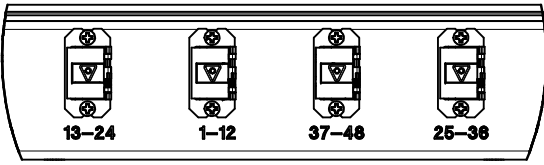


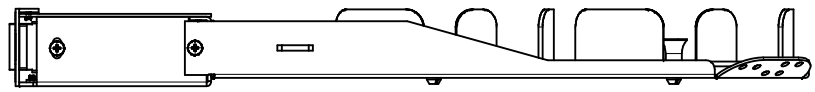
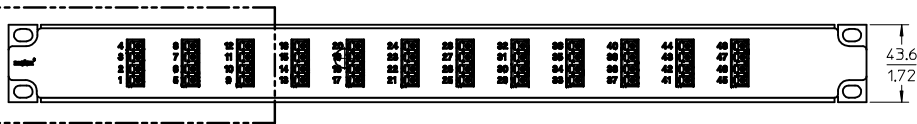
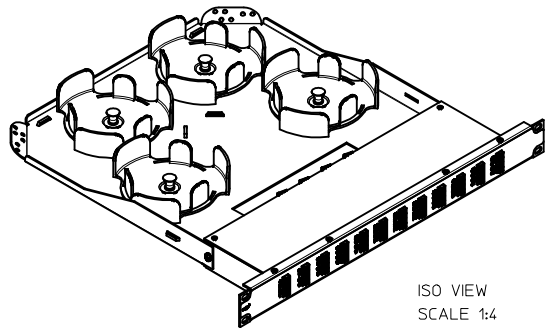
FRONT VIEW OF PANEL WHERE LC QUAD ADAPTERS ARE MOUNTED



BACK VIEW OF THE PANEL WHERE MTP ADAPTERS ARE MOUNTED

CONNECTIVITY FROM LC ADAPTER TO MTP ADAPTER IS AS PER THE PORT NUMBERS IDENTIFIED ON THE FRONT AND BACK OF PANEL.

- NOTES:
- MATERIAL:
 - ENCLOSURE : COLD ROLLED STEEL(CRS)
 - CABLE MANAGER : ALUMINUM(AL)
 - SLACK MANAGER : ACRYLONITRILE BUTADIENE STYRENE(ABS)
 - QUAD LC ADAPTER HOUSING : POLYETHER IMIDE(PEI)
 - MPT ADAPTER HOUSING : ZINC ALLOY
 - FINISH : BLACK POWDERCOAT
 - PACKAGING: ENCLOSURE ASSEMBLED WITH FIBER FAN OUT ASSEMBLIES AND CABLE MANAGER IS PACKED IN A BOX ALONG WITH THE FOLLOWING
 - GLOBAL HARDWARE KIT
 - INSTRUCTION SHEETS
 - LASER HAZARD WARNING LABEL - 2 NOS
 - 3/4' X 8 SCREW ON VELCRO STRAP - 4 NOS
 - BAG WITH 20 NOS OF CABLE TIE - 6 NOS



MPN NO.	SAP NO.	DESCRIPTION	MAX IL(DB)	MIN RL(DB)
RTMLPQLC48OS1	181810153	1U MODLINK 48F SM OS1 QLC	0.90	45
RTMLPQLC48OM1	181810154	1U MODLINK 48F MM OM1/OM2 QLC	0.90	NA
RTMLPQLC48OM3	181810156	1U MODLINK 48F MM 50 OM3 QLC	0.50	NA

ENTER DESCRIPTION EC NO: MTS2012-0069 DRAWN: MAMBALLI 2013/03/12 CHKD: RCG 2013/03/28 APPR: RCG 2013/05/02	QUALITY SYMBOLS ▽=0 ▽=0 ▽=0	GENERAL TOLERANCES (UNLESS SPECIFIED)		DIMENSION STYLE MM/IN		SCALE 1:2	DESIGN UNITS METRIC	THIRD ANGLE PROJECTION	
		mm	INCH	DRAWN BY MSAJ JAN	DATE 2008/02/22	TITLE 1U MODLINK 48P QLC	APPROVED BY JKUMAR	DATE 2008/02/22	DOCUMENT NO. SD-18181-010
C1	4 PLACES	±---	±---	SEE CHART					
	3 PLACES	±---	±---						
	2 PLACES	±---	±.020	THIS DRAWING CONTAINS INFORMATION THAT IS PROPRIETARY TO MOLEX INCORPORATED AND SHOULD NOT BE USED WITHOUT WRITTEN PERMISSION					
	1 PLACE	±0.51	±---						
	0 PLACE	±---	±---						
		ANGULAR ±---°							
		DRAFT WHERE APPLICABLE MUST REMAIN WITHIN DIMENSIONS							