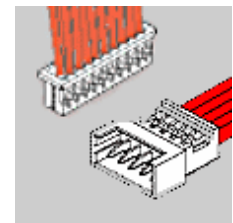


Datasheet
Crimp Housings



[[Home](#) > [Products](#) > [Housings](#) > [Datasheet](#)]

03-06-1055

1.57mm (.062") Diameter Standard .062 Pin and Socket Receptacle Housing, 5 Circuits

[View all parts in series 1029](#)
[2D Dimension](#)
[Email this page](#)
[Samples](#)
[Buy](#)

Status	Active
Circuits / Positions	5
Pitch / Center Spacing	3.68mm (.145")
Rows	1
Product Name	Standard .062"
Gender	Dual
Stackable	No
Wire Entry Angle	Vertical
Panel Mount	Yes
Panel Thickness	1.52mm (.060")
Current-max [amps]	5.0A

RELATED PRODUCTS

Mates With	1625p
Use With	1560, 1561, 1778, 1779, 1786, 1787, 1854, 1855, 2189, 2190, 4529, 4559

MECHANICAL

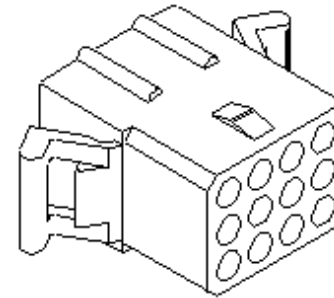
Contact Retention Force-min. (per circuit)	89.0N (20.00 lb)
Unmating Force-min. (per circuit)	4.45N (1.00 lb)
Mating Force-max. (per circuit)	6.22N (1.40 lb)

PHYSICAL

Housing Material	PA Polyamide (Nylon) 6/6
Flammability	UL 94V-2
Temperature Range	-40°C to +105°C

REFERENCE

Packaging	Bag
UL File Number	E29179
CSA File Number	LR19980
TUV File No.	R75107
MX01 Catalog Page	F-138
990 Catalog Page	K-58
Old Part Number	1625-GR
Molex Series	1625



**This part is
ELV and RoHS
COMPLIANT**

ENVIRONMENT

RoHS Compliant	Yes
----------------	-----

Features and Benefits

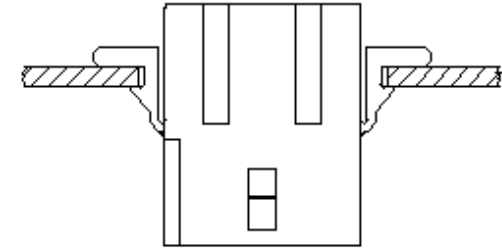
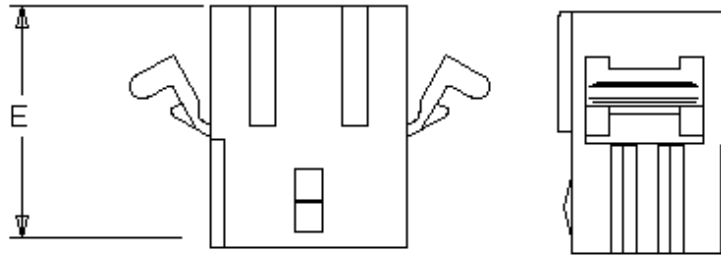
- Receptacle for wire-to-wire or wire-to-board applications
- Free-hanging or panel mount versions available
- Passive (friction) locking ramp for secure mating retention to plug housing
- Fully isolated terminals to protect contacts from damage
- Receptacle housing is fully polarized to plug housing to prevent mismatching
- Male or female terminals may be used in receptacle housing
- Solder tail terminals available for PCB mounting
- 1-piece strain relief available (41316 series)

Marketing Series	1625r
Overview	Standard .062"(.812)

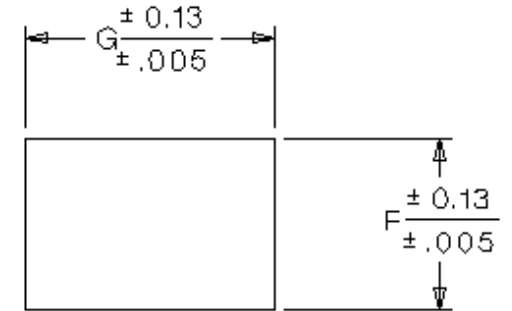
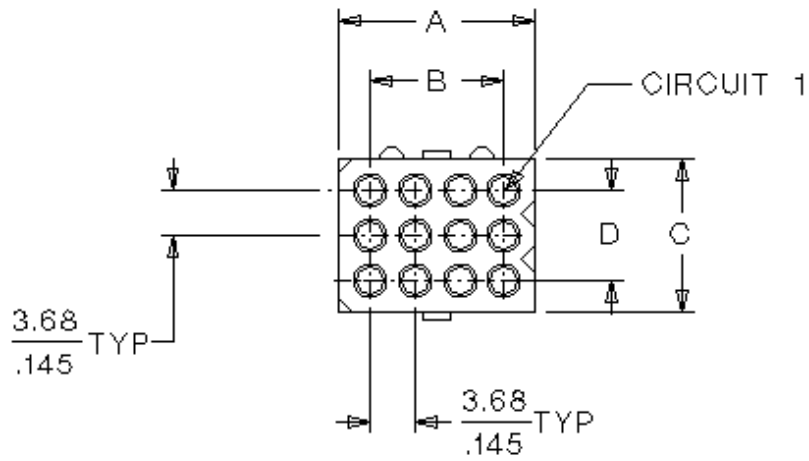
2D DRAWING - For reference only. See technical Drawing (PDF) for design-in purposes.

DIMENSIONS	
Designed In	Inches
Dimension A (Overall Length)	19.81mm (.780")
Dimension B (First-to-Last Circuit)	14.73mm (.580")
Dimension C	4.83mm (.190")
Dimension E	19.81mm (.780")
Dimension F	6.73mm (.265")
Dimension G	23.88mm (.940")

12 CIRCUIT SHOWN



PANEL CUTOUT INFORMATION



RECOMMENDED PANEL THICKNESS: $\frac{1.52}{.060}$ MAX