

Distributed by:



www.Jameco.com ♦ 1-800-831-4242

The content and copyrights of the attached material are the property of its owner.

Jameco Part Number 230050

The subject products should meet the following requirements when tested under the condition of involving all circuits with terminals crimped on the specified maximum size wire.

1. Electrical Performance

	Item	Test Condition	Requirement
1-1	Rated voltage and current		1~15 CKTS. AC&DC 250V 5A
			24 CKTS. AC&DC 250V 4A
1-2	Contact resistance	Mate connectors measure by Dry Circuit, 20mV max., 10mA.	10 mΩ max.
1-3	Dielectric strength	When applied AC 1500V 1 minute between adjacent terminals or ground	No breakdown
1-4	Insulation resistance	When applied DC 500V between adjacent terminals or ground	1000 MΩ min.

2. Mechanical Performance

	Item	Test Condition	Requirement
2-1	Insertion force	Mating speed : 25±3mm/minute	See para 7
2-2	Extraction force	Disengaging speed : 25±3mm/minute	See para 7
2-3	Durability	When mated up to 30 cycles by the rate of 10 cycles per minute	Contact resistance 20 mΩ max.
			Insertion extraction force See para 7
2-4	Terminal retention force	Pull speed : 25±3mm/minute	7.0 kg min.
2-5	Terminal strength	When applied a load of 500gw, 1 minute	No damage

3. Environmental Performance

	Item	Test Condition	Requirement
3-1	Temperature rise	When carried the rated current	30 °C max.
3-2	Vibration	1.5mm,10-55-10Hz/min.,each 2 hrs. for X,Y&Z directions, applying 1mA-DC current	Contact resistance 20 mΩ max.
			Discontinuity 1 μsec. max.
			Appearance No damage
3-3	Shock	50G,each 3 times for X,Y,Z directions, applying 1mA-DC current	Discontinuity 1 μsec. max.
			Appearance No damage

REV. B

Item	Test Condition	Requirement	
3-4 Solderability	Soldering time : 3 ± 0.5 sec. Soldering pot : 230 ± 5 °C	Min. 3/4 of immersed area	
3-5 Resistance to soldering heat	Soldering time : 5 ± 0.5 sec. Soldering pot : 260 ± 5 °C	No damage	
3-6 Heat resistance	85 ± 2°C, 96 hours	Contact resistance	20 mΩ max.
		Appearance	No damage
3-7 Humidity	Temperature : 40±2°C Relative Humidity: 90~95% Duration : 96 hours Measurement must be taken within 30 minute after tested	Contact resistance	20 mΩ max.
		Dielectric strength	To pass para 1-3
		Insulation resistance	100 MΩ min.
		Appearance	No damage
3-8 Temperature cycling (5 cycles)	One cycle consists of (1) -55±3°C, 30 minute (2) Room temp. 10~15 minute (3) 105±2°C, 30 minute (4) Room temp. 10~15 minute	Contact resistance	20 mΩ max.
		Appearance	No damage
3-9 Salt Spray	Temperature: 35±2°C Solution : 5±1% Spray time : 48±4 hours Measurement must be taken after water rinse.	Contact resistance	20 mΩ max.
		Appearance	No significant corrosion
3-10 SO ₂ Gas	24 hours in sulfur dioxide gas (SO ₂) 50±5ppm at 40±2°C	Contact resistance	20 mΩ max.

4. Terminal To Be Used

	Customer P/No	Molex P/No	Wire Size	Insulation Dia.
1.		1560,1561	AWG #18 ~ #24	φ (1.5) ~ 3.1
2.		1854,1855	AWG #22 ~ #28	φ (1.1) ~ 1.5
3.		1778,1779	-----	-----
4.				

5. Ambient Temperature Range : -40°C ~ 105°C

6. Construction, Dimension and Material : Specified by the attached drawing.

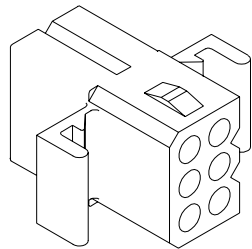
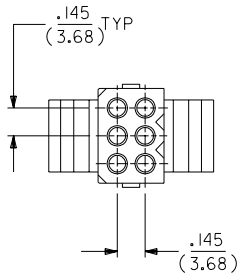
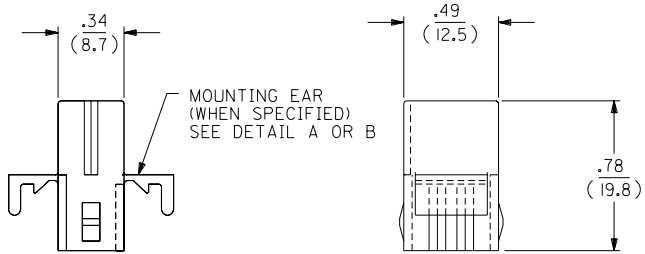
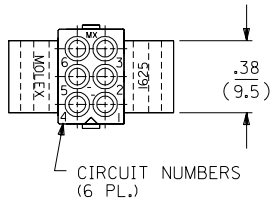
REV. B

7. Insertion and Extraction Force

No of Ckt.	Insertion Force (kgf, max.)			Extraction Force (kgf, min.)		
	1st	6th	30th	1st	6th	30th
1	5.0	4.5	4.5	0.8	0.5	0.5
2	7.0	6.0	6.0	1.5	1.0	1.0
3	10.0	9.0	8.0	1.8	1.2	1.2
4	13.0	12.0	10.0	2.0	1.4	1.4
5	15.5	14.0	11.0	2.3	1.5	1.5
6	18.0	16.0	12.0	2.5	1.6	1.6
9	26.0	23.0	17.0	3.5	2.5	2.5
12	34.0	30.0	23.0	4.5	3.5	3.5
15	40.0	35.0	30.0	5.5	4.5	4.5
24	60.0	55.0	50.0	6.5	5.5	5.5

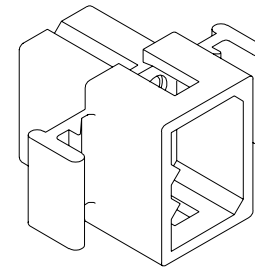
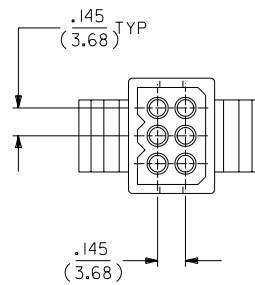
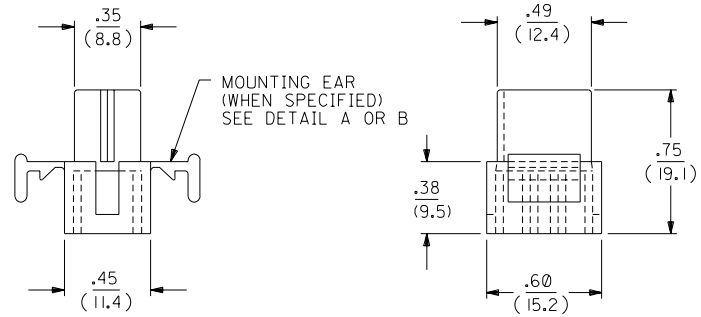
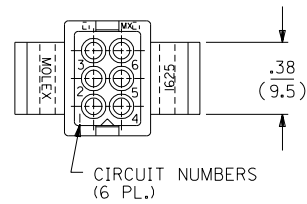
REV. B

RECEPTACLE



SHOWN WITH STANDARD EAR

PLUG



SHOWN WITH STANDARD EAR

J OBSOLETE P/N
UCP2003-1545
AELHAG, 03/01/16

I OBSOLETE P/N
UCR2002-0270
COMERC1 01/9/26

H2 REVISED
UCR1998-0126
WANG 98-04-06

H1 ADD -R2 VERSION
PER ECN #16 0093
7-31-95 RW

H REVISED & REDRAWN
ECR # U81740
07-22-88 KBW

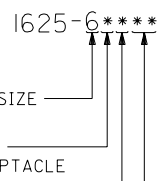
REV.	SH.	REV.	LTR.	REVISIONS
2	J			
1	J			

DIMENSIONS SHOWN (METRIC) INCH		UNLESS OTHERWISE SPECIFIED TOLERANCES: ANGULAR ± 1/2°	
3 PLACE	± .010	---	---
2 PLACE	± .014	± 0.25	---
1 PLACE	---	± 0.35	---
DRAFT WHERE APPLICABLE MUST REMAIN WITHIN DIMENSIONS			
DRWG. BY: KBW	CHK'D. BY: RW	TITLE: .062/(1.57) HOUSINGS PLUG & RECEPTACLE 6 CIRCUIT, .145/(3.68) ⌀	
APP'D. BY: RAS	SCALE: 2:1	PART NO. MOLEX INCORPORATED L1SLE,ILL. 60532	SHEET NO. 1 OF 2 DATE U.S.A. 07/22/88
FILE NAME: M16256 564		DRWG. NO. SD-1625-6*	
THIS DRAWING CONTAINS INFORMATION THAT IS PROPRIETARY TO MOLEX INC. AND SHOULD NOT BE USED WITHOUT WRITTEN PERMISSION.			

PLUG		
ORDER NO	ENG NO	
03-06-2062	1625-6P	
03-06-2061	1625-6P1	
03-06-7062	1625-6PBK	
03-06-7061	1625-6P1BK	OBSOLETE
03-06-7063	1625-6POR	OBSOLETE
-	-	

RECEPTACLE		
ORDER NO	ENG NO	
03-06-1061	1625-6R	
03-06-1062	1625-6R1	
03-06-6061	1625-6RBK	
03-06-6062	1625-6R1BK	OBSOLETE
03-06-6063	1625-6R0R	OBSOLETE
03-06-6064	1625-6RBU	
NOT TOOLED	1625-6R2	


LEGEND:



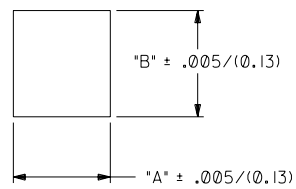
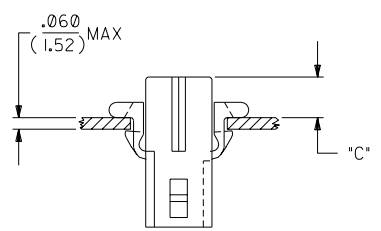
BLANK = WITH STANDARD EARS
1 = WITHOUT EARS
2 = WITH PREBENT EARS

COLOR:

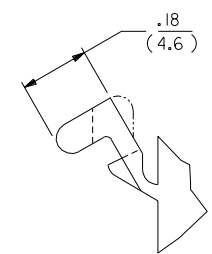
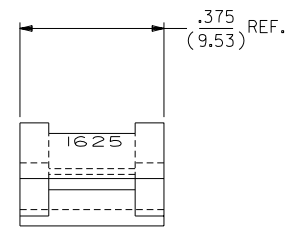
BLANK = NATURAL COLOR
AM = AMBER BK = BLACK BU = BLUE
BN = BROWN GY = GRAY GN = GREEN
OR = ORANGE RD = RED YW = YELLOW



DETAIL A
.062/(1.57) STANDARD MOUNTING EAR
(SCALE 4:1)



HOUSING	DIM. "A"	DIM. "B"	"C" PREBENT EAR	"C" STANDARD EAR
PLUG	.607/(15.42)	.615/(15.62)	.22/(5.6)	.18/(4.6)
RECEPT.	.505/(12.83)	.552/(14.02)	.23/(5.8)	.19/(4.8)



DETAIL B
.062/(1.57) PREBENT MOUNTING EAR
(SCALE 4:1)

- NOTES:
1. MOLEX PRODUCT SPEC 02-06 APPLIES
 2. MATERIAL: NYLON TYPE 6/6, 94V-2

LTR.	REVISIONS	LTR.	REVISIONS

DIMENSIONS SHOWN (METRIC) INCH	
UNLESS OTHERWISE SPECIFIED TOLERANCES: ANGULAR ± 1/2°	
3 PLACE ± .010	---
2 PLACE ± .014	± 0.25
1 PLACE ---	± 0.35
DRAFT WHERE APPLICABLE MUST REMAIN WITHIN DIMENSIONS	
DRWG. BY: KBW	CHK'D. BY: RW
APP'D. BY: RAS	SCALE: :

▽ =	▼ =	REVISE ONLY ON CAD SYSTEM
TITLE 062/(1.57) HOUSINGS PLUG & RECEPTACLE 6 CIRCUIT, .145/(3.683) C		
MOLEX INCORPORATED L15LE,ILL. 60532 U.S.A.	SHEET NO. 2	DATE 07/22/88
PART NO. SD-1625-6*	SEE CHART	
FILE NAME M16256	THIS DRAWING CONTAINS INFORMATION THAT IS PROPRIETARY TO MOLEX INC. AND SHOULD NOT BE USED WITHOUT WRITTEN PERMISSION.	
CP	CP	C