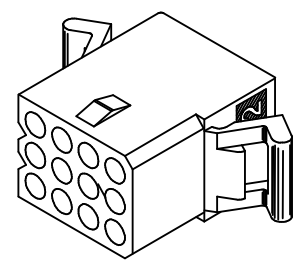


PLUG HOUSING (NOT TO SCALE)



RECEPTACLE HOUSING (NOT TO SCALE)

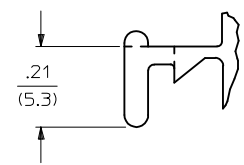
TRANSLATED TO S.D. EC NO: UCP2004-2551 DRWN:RHOLTS 2004/12/03 CHKD:FSMITH 2004/12/03 APPR:FSMITH 2004/12/06	QUALITY SYMBOLS ▽-0 ∇-0	GENERAL TOLERANCES (UNLESS SPECIFIED)		SCALE 1:1	DESIGN UNITS INCH	THIRD ANGLE PROJECTION	REVISE ON CAD ONLY	
			mm	INCH	DIMENSION STYLE IN/MM		TITLE	
		4 PLACES	± ---	± ---	DRAWN BY GWC	DATE 1993/02/01	.062/(1.57) HOUSINGS, PLUG & RECEPTACLE 12 CKT, 145 CENTERS	
		3 PLACES	± ---	± .010	CHECKED BY RW	DATE 1993/02/01	MOLEX INCORPORATED	
		2 PLACES	± 0.25	± .014	APPROVED BY RAS	DATE 1993/02/01	MATERIAL NO. SEE CHART	
		1 PLACE	± 0.36	± ---	DOCUMENT NO. SD-1625-12*		SHEET NO. 1 OF 2	
		ANGULAR ± 1 °		THIS DRAWING CONTAINS INFORMATION THAT IS PROPRIETARY TO MOLEX INCORPORATED AND SHOULD NOT BE USED WITHOUT WRITTEN PERMISSION				
DRAFT WHERE APPLICABLE MUST REMAIN WITHIN DIMENSIONS								

PLUG	
PART NO.	ENG. NO.
03-06-2121	1625-12P
03-06-7121	1625-12PBK
03-06-2122	1625-12P1
03-06-7122	1625-12P1BK

RECEPTACLE	
PART NO.	ENG. NO.
03-06-1121	1625-12R
03-06-6121	1625-12RBK
03-06-1122	1625-12R1
03-06-6122	1625-12R1BK OBSOLETE

RECEPTACLE LEGEND

1625-12R***
 CIRCUIT SIZE
 R = RECEPTACLE
 BLANK = WITH PREBENT MOUNTING EARS
 1 = WITHOUT EARS
 COLOR:
 BLANK = NATURAL COLOR
 AM = AMBER BK = BLACK BU = BLUE
 BN = BROWN GY = GRAY GN = GREEN
 OR = ORANGERD = RED YW = YELLOW

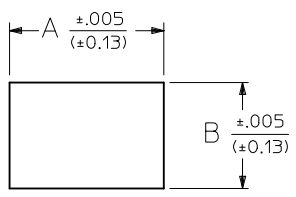
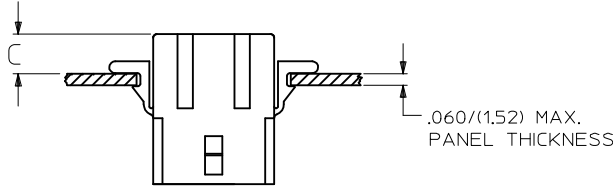


DETAIL 1

STANDARD MOUNTING EAR
SCALE 4:1

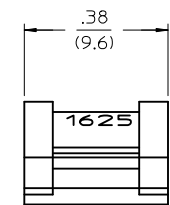
PLUG LEGEND

1625-12P***
 CIRCUIT SIZE
 P = PLUG
 BLANK = WITH PREBENT EARS
 1 = WITHOUT EARS
 COLOR:
 BLANK = NATURAL COLOR
 AM = AMBER BK = BLACK BU = BLUE
 BN = BROWN GY = GRAY GN = GREEN
 OR = ORANGE RD = RED YW = YELLOW



RECOMMENDED HOLE PATTERN

RECEP.	.795 (20.19)	.563 (14.30)		.23 (5.8)
PLUG	.903 (22.94)	.614 (15.60)	.21 (5.3)	.22 (5.5)
PART	DIM. A	DIM. B	DIM. C (STANDARD EAR)	DIM. C (PREBENT EAR)



DETAIL 2

.062/(1.57) PREBENT MOUNTING EAR
SCALE 4:1

- NOTES:
1. MATERIAL: NYLON TYPE 6/6, 94V-2.
 2. FINISH: NONE
 3. PRODUCT SPECIFICATION: PS-02-06
 4. PACKAGING INFORMATION: PK-1625-001
 5. THIS HOUSING FOR USE WITH .062/(1.57) DIA. TERMINALS.

- WHERE DENOTED IN CHART, TOOLS ARE BUILT WITH PREBENT MOUNTING EARS PER DETAIL 2 AND SUPERSEDE ALL TOOLS PREVIOUSLY BUILT WITH THE STANDARD MOUNTING EARS.
- CIRCUIT I.D. NUMBERS APPEAR ON PARTS FROM TOOLS BUILT AFTER 2/1/93.

TRANSLATED TO S.D. EC NO: UCP2004-2551 DRWN:RHOLTS 2004/12/03 CHKD:FSMITH 2004/12/03 APPR:FSMITH 2004/12/06	QUALITY SYMBOLS 0 0	GENERAL TOLERANCES (UNLESS SPECIFIED)		SCALE 1:1	DESIGN UNITS INCH	THIRD ANGLE PROJECTION	REVISE ON CAD ONLY
		4 PLACES ± --- ± --- 3 PLACES ± --- ± .010 2 PLACES ± 0.25 ± .014 1 PLACE ± 0.36 ± --- ANGULAR ± 1 °	DIMENSION STYLE IN/MM	TITLE .062/(1.57) HOUSINGS, PLUG & RECEPTACLE 12 CKT, 145 CENTERS			
		DRAFT WHERE APPLICABLE MUST REMAIN WITHIN DIMENSIONS	DRAWN BY DATE GWC 1993/02/01	MOLEX INCORPORATED			
		APPROVED BY DATE RAS 1993/02/01	MATERIAL NO. SEE CHART DOCUMENT NO. SD-1625-12* SHEET NO. 2 OF 2	THIS DRAWING CONTAINS INFORMATION THAT IS PROPRIETARY TO MOLEX INCORPORATED AND SHOULD NOT BE USED WITHOUT WRITTEN PERMISSION			