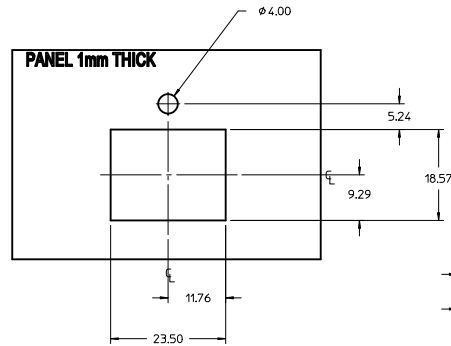


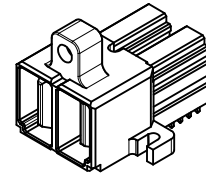
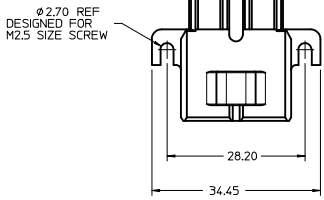


PART NUMBER	DIM "A" PC TAIL	PC BOARD THICKNESS	DESCRIPTION
46817-1002	3.86±0.30	2.36	SHORT TAILS
46817-1003	4.69±0.30	3.18/3.60	LONG TAILS

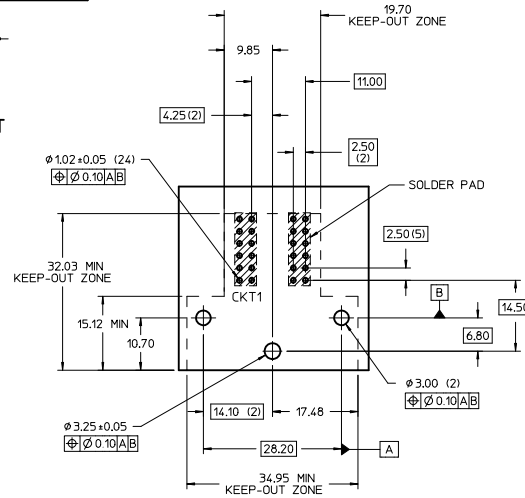


PANEL LAYOUT

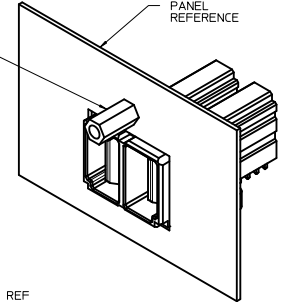
- NOTES:
- MATERIAL: HOUSING: 30% GF POLYESTER UL-94, V-0, TERMINALS: COPPER ALLOY
  - PLATING: TERMINALS: 30μ IN GOLD IN THE CONTACT AREA  
100μ IN TIN IN THE PC TAIL AREA OVER  
50μ IN NICKEL OVERALL
  - PRODUCT SPECIFICATION: PS-46819-001
  - PARTS ARE TRAY PACKED PER PACKAGING SPECIFICATION: PK-46817-002.
  - MATING HARNESS SERIES 68790
  - PC BOARD HOLES ARE FOR SOLDER TAIL TYPE TERMINALS
  - PC BOARD HOLES TO BE PLATED THRU HOLES



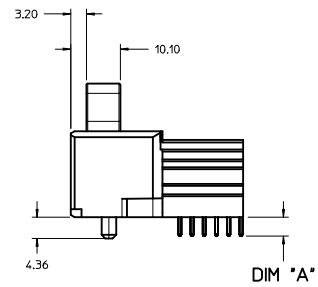
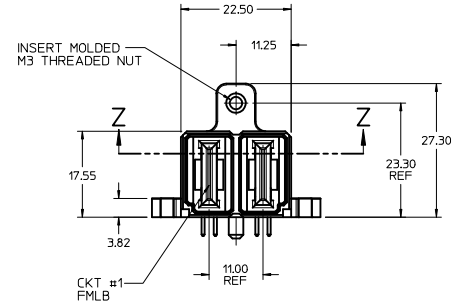
PART SUPPLIED AS SHOWN



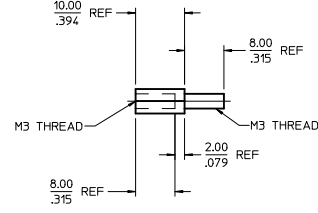
RECOMMENDED PCB LAYOUT (CONNECTOR SIDE)



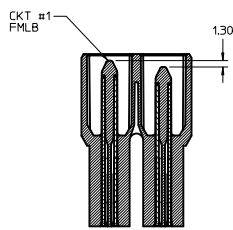
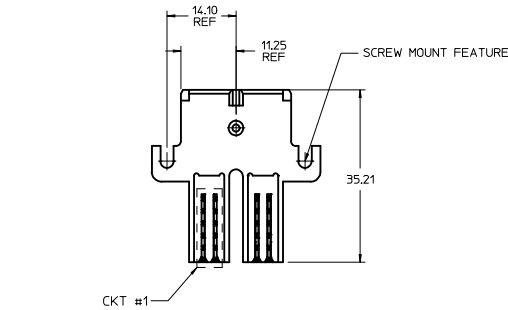
STAND-OFF FOR REFERENCE ONLY



DIM "A"



RECOMMENDED M3 STAND-OFF FOR REFERENCE ONLY  
MAY BE PURCHASED FROM HARDWARE VENDOR



SECTION Z-Z

<b>REM P/NS/REV NOTES</b> IEC NO. UCF2012-3786 DRAWN/OUTLES 2012/05/21 CHKD/MKARADI/MAS 2012/05/21 APPR/APATEL 2012/06/01	<b>QUALITY SYMBOLS</b> ∇=0 ∇=0 ∇=0	<b>GENERAL TOLERANCES (UNLESS SPECIFIED)</b>		<b>DIMENSION STYLE</b> MM ONLY		SCALE 2:1	DESIGN UNITS METRIC	THIRD ANGLE PROJECTION	
		4 PLACES ± --- ± ---	mm INCH	DRAWN BY MKARADI/MAS	DATE 2010/07/13	TITLE GUARDIAN PLUG ASSEMBLY 2 CKT			
		3 PLACES ± --- ± ---	± 0.13 ± ---	CHECKED BY MKARADI/MAS	DATE 2011/01/10	MOLEX INCORPORATED			
		2 PLACES ± 0.25 ± ---	ANGULAR ±1/2°	APPROVED BY APATEL	DATE 2011/01/13	MATERIAL NO. SEE CHART	DOCUMENT NO. SD-46817-1002	SHEET NO. 1 OF 1	