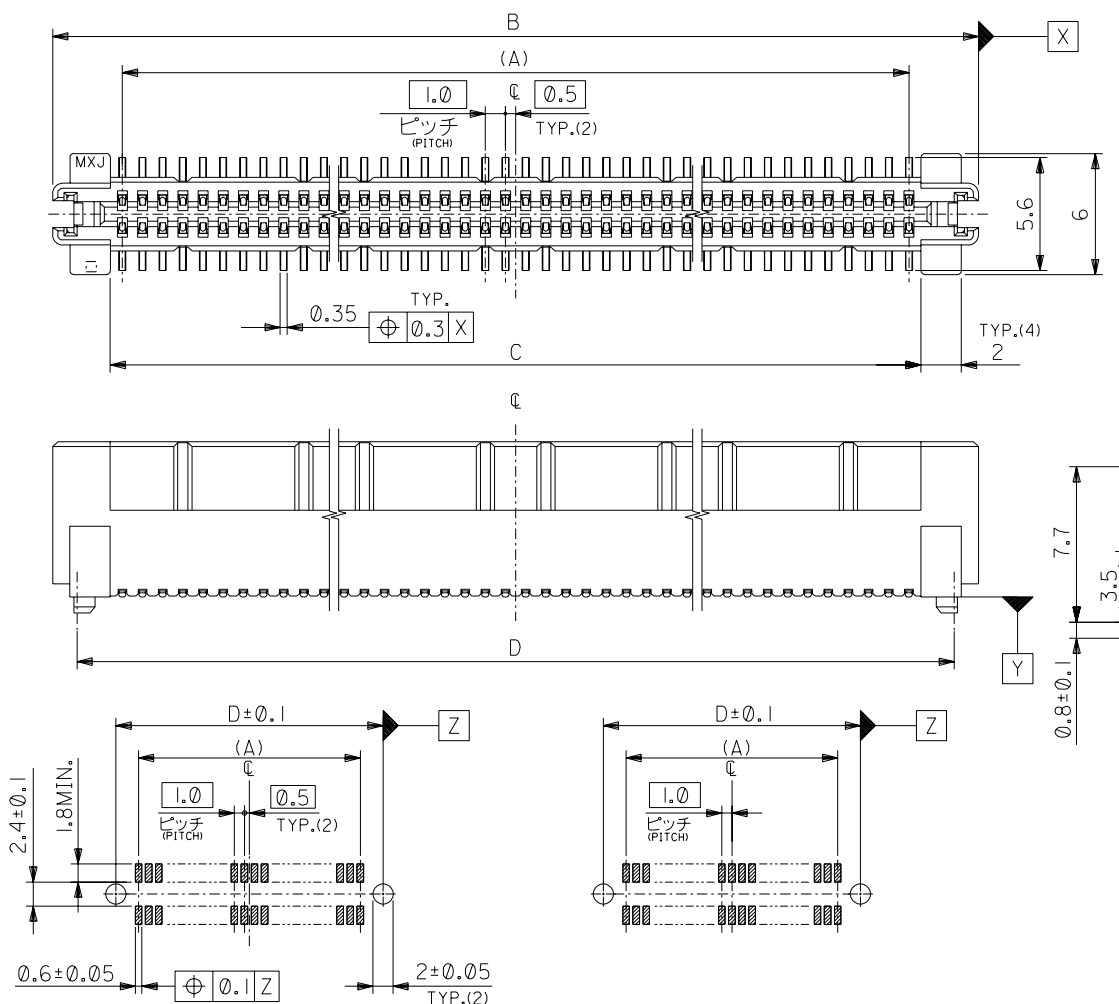


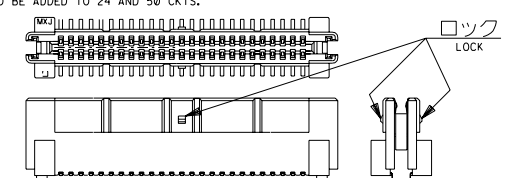
DWG. NO. SD-52602-001



推奨基板寸法 (24, 60, 120, 140極)
RECOMMENDED PCB PATTERN LAYOUT (24,60,120,140 CKTS.)

推奨基板寸法 (50極)
RECOMMENDED PCB PATTERN LAYOUT (50 CKTS.)

- 注) NOTES
- 材質 MATERIAL
ハウジング: ガラス入りLCP、白色、UL94V-0
HOUSING: G.F.LCP, WHITE, UL94V-0
ターミナル: 燐青銅 (t=0.2)
TERMINAL: PHOSPHOR BRONZE
 - メッキ仕様 PLATING
接点部: 金メッキ 0.25 μm以上
CONTACT AREA: GOLD 0.25 μm MIN.
半田付け部: 錫メッキ 1.0 μm以上
SOLDER TAIL AREA: TIN 1.0 μm MIN.
下地メッキ: ニッケルメッキ 2.0 μm以上
UNDER-PLATING: NICKEL 2.0 μm MIN.
 - 推奨基板厚 RECOMMENDED PCB THICKNESS
1.0±0.1mm MIN.
 - テールのバラツキ寸法 TAIL COPLANARITY
テールは、Y面を基準とし、上へ0.02下へ0.15の範囲にのみ、且つテール平坦度は0.15とする。
TAILS TO BE WITHIN 0.02 UPWARD AND 0.15 DOWNWARD FROM Y-DATUM PLANE, AND TAIL COPLANARITY TO BE 0.15.
ロックは、24, 50極に設置する。
LOCK TO BE ADDED TO 24 AND 50 CKTS.



- 梱包 PACKAGING
本製品はスティック梱包とし梱包後の MATERIAL NO. は 52602-***79とする。
THIS PRODUCT IS TO BE PACKED IN TUBE. MATERIAL NO. 52602-***79
- 同一基板内に複数個 (2ヶ以上) の使用は避けてください。
MXJ DOSE NOT RECOMMEND THE USAGE OF TWO OR MORE OF THESE CONNECTORS BETWEEN A SINGLE PAIR OF P.C.B.OARD.
- 本製品は、52602-***0の鉛フリー品である。
THIS PRODUCT IS LEAD FREE OF 52602-***0.

73.5	70.2	75.9	69	52602-1470	140
63.5	60.2	65.9	59	52602-1270	120
33.5	30.2	35.9	29	52602-0670	60
28.5	25.2	30.9	24	52602-0570	50
15.5	12.2	17.9	11	52602-2470	24
D	C	B	(A)	MATERIAL NO.	極数 NO. OF CIRCUITS

DO NOT SCALE DRAWING

EC NO. DRAWN: CHK: APPR:	EC NO. DRAWN: CHK: APPR:	EC NO. DRAWN: CHK: APPR:	EC NO. DRAWN: CHK: APPR:	EC NO. DRAWN: CHK: APPR:	RELEASED '04/03/10 EC NO. J2004-2974 DRWN: Y.SAKIYAMA CHK: M.SASAO APPR: M.SASAO	MATERIAL 材料 SEE NOTES	GENERAL TOLERANCES: (UNLESS SPECIFIED) 一般公差 10 UNDER 未満 ±0.2 10 OVER 30 UNDER 未満 ±0.25 30 OVER 以上 ±0.3	SCALE 1:1 DESIGN UNITS ㎜ INCH DRAWN BY & DATE Y. Sakayama '04/03/10 CHECKED BY & DATE H. Sato '04/03/10 APPROVED BY & DATE H. Sato '04/03/10	52602-***70 MODEL NO. THIRD ANGLE PROJECTION	DIMENSIONS: ㎜ INCH ㎜ ONLY SHT REV REVISE ON CAD ONLY	TITLE: 1.0 B/B S/T REC. HS'G ASS'Y -LEAD FREE-	MATERIAL NO. SEE CHART DRAWING NO. SD-52602-001 SHEET NO. 1 OF 1
FINISH 仕上げ SEE NOTES	WIRE RANGE 適用電線範囲 //	ANGLE 角度 ±3°	THIS DRAWING CONTAINS INFORMATION THAT IS PROPRIETARY TO MOLEX INCORPORATED AND SHOULD NOT BE USED WITHOUT WRITTEN PERMISSION.			SIZE B						

7

6

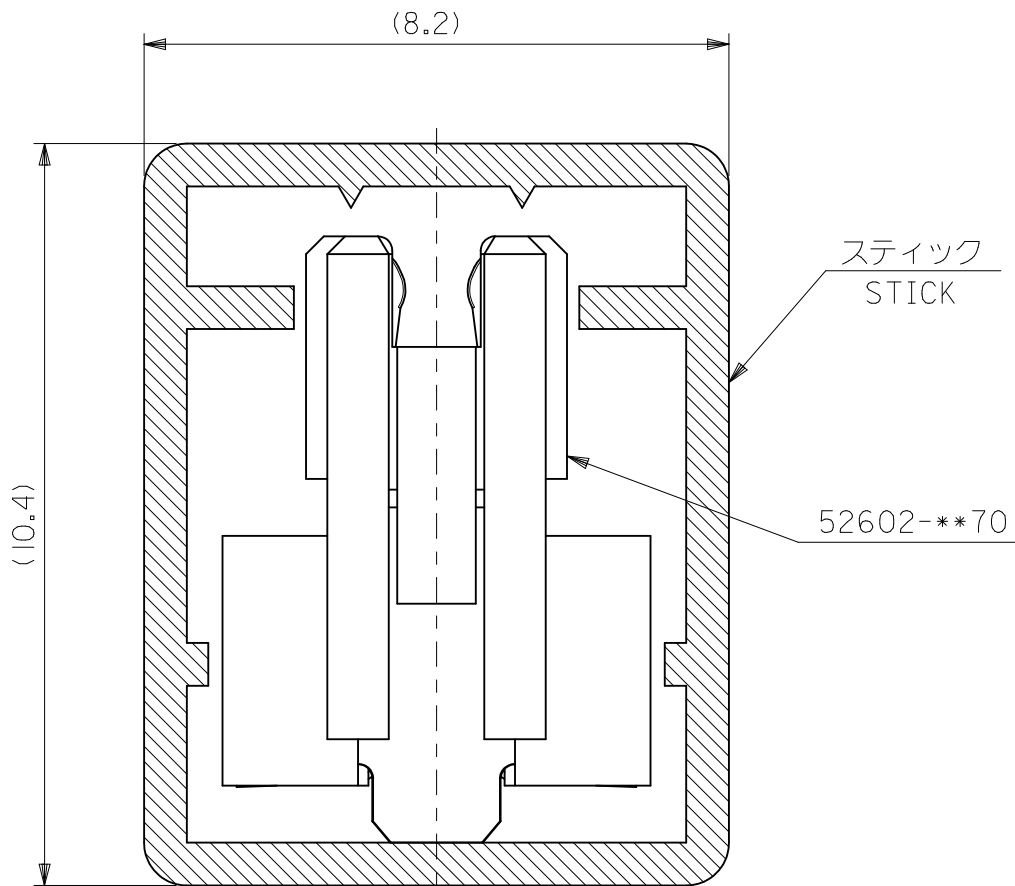
5

4

3

2

1



注記
NOTES

1. スティック両端はキャップ止め。
BOTH ENDS WITH CAPS.
2. 全 長: 600±2
TOTAL LENGTH
3. 肉 厚: 0.6±0.2
THICKNESS
4. 本製品は、52602-***9 の鉛フリー品である。
THIS PRODUCT IS LEAD FREE OF 52602-***9.

8	52602-1279	120
15	52602-0679	60
18	52602-0579	50
31	52602-2479	24

52602-**79	MODEL NO.	梱包数 QUANTITY	MATERIAL NO.	極数 NO. OF CIRCUITS
------------	-----------	-----------------	--------------	-----------------------

REVISED EC NO: J2011-1534 DRWN:TKAKIMOTO 2012/04/20 CHKD:THARUYAMA 2012/04/23 APPR:HIRATA 2012/06/07	GENERAL TOLERANCES (UNLESS SPECIFIED)	
	10 UNDER	±---
	10 OVER 30 UNDER	±---
	30 OVER	±---
DESCRIPTION	ANGULAR ±--- °	
REV	DRAFT WHERE APPLICABLE MUST REMAIN WITHIN DIMENSIONS	

DIMENSION STYLE MM ONLY	SCALE 10:1	DESIGN UNITS METRIC	THIRD ANGLE PROJECTION
DRAWN BY YSAKIYAMA	DATE 2004/03/10	TITLE STICK PACKAGE FOR 52602-**70 -LEAD FREE-	
CHECKED BY MSASAO	DATE 2004/03/10	molex	
APPROVED BY	DATE		
MATERIAL NO.	DOCUMENT NO. SD-52602-002	SHEET NO. 1 OF 1	
SIZE A4	THIS DRAWING CONTAINS INFORMATION THAT IS PROPRIETARY TO MOLEX INCORPORATED AND SHOULD NOT BE USED WITHOUT WRITTEN PERMISSION		

材料
MATERIAL
スティック : ポリ塩化ビニル
STICK : P.V.C

6

5

4

3

2