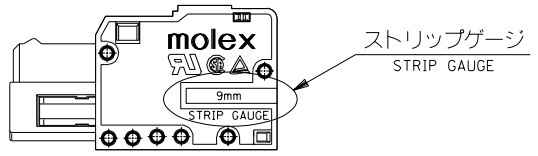


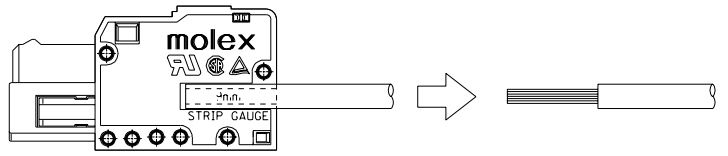
DWG. NO. SD-54928-004

ストリップゲージの使用法
USE OF STRIP GAUGE

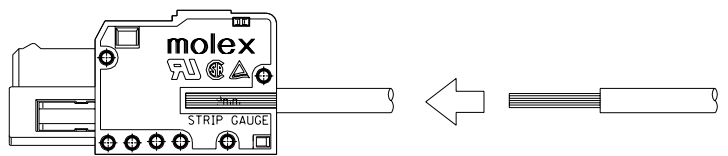
ハウジングカバーに付いているストリップゲージは、以下のご使用下さい。
PLEASE USE THE STRIP GAUGE WHICH HAS ADHERED TO THE HOUSING COVER AS SHOWN IN THE FIGURE BELOW.



1. 電線をストリップゲージに合わせて被覆を剥く。
THE ELECTRIC WIRE IS MATCHED TO THE STRIP GAUGE, AND STRIPPING INSULATION.



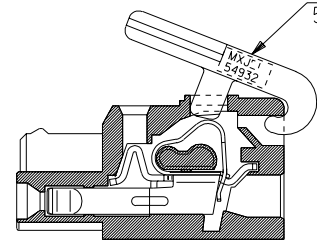
2. 既に被覆を剥いた電線をストリップゲージに合わせて被覆剥き長さを確認する。
THE ELECTRIC WIRE WHICH HAS ALREADY PEELLED OFF INSULATION IS MATCHED TO THE STRIP GAUGE, AND THE STRIPPING LENGTH IS CONFIRMED.



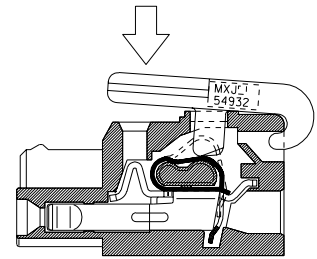
※ 被覆剥き長さ：8～9mm
STRIPPING LENGTH：8～9mm

結線方法
METHOD OF CONNECTING WIRES

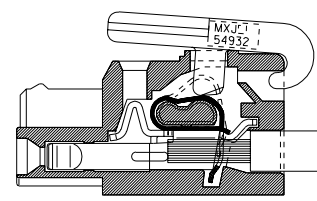
結線レバー
LEVER
54932-****



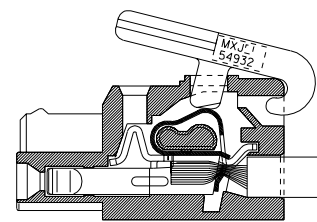
1. 結線レバーをハウジングに装着する。(脱着自在)
THE LEVER OF CONNECTING WIRES IS INSTALLED IN THE HOUSING. (DETACHING IS FREE)



2. 結線レバーを矢印方向に押す。
THE LEVER OF CONNECTING WIRES IS PUSHED IN THE DIRECTION OF THE ARROW.



3. 結線レバーを押しのまま電線を矢印方向に挿入する。
THE ELECTRIC WIRE IS INSERTED IN THE DIRECTION OF THE ARROW WITH THE LEVER OF CONNECTING WIRES PUSHED.



4. 結線レバーを放す。
THE LEVER OF CONNECTING WIRES IS RELEASED.

DO NOT SCALE DRAWING

EC NO. DRWN: CHK: APPR:	EC NO. DRWN: CHK: APPR:	EC NO. DRWN: CHK: APPR:	EC NO. DRWN: CHK: APPR:	EC NO. DRWN: CHK: APPR:
0	0	0	0	0

REV	DESCRIPTION
0	RELEASED

MATERIAL 材料	注記参照 SEE NOTES
FINISH 仕上げ	注記参照 SEE NOTES
WIRE RANGE 適用電線範囲	注記参照 SEE NOTES
INS. RANGE 被覆外径	注記参照 SEE NOTES

GENERAL TOLERANCES: (UNLESS SPECIFIED) 一般公差	SCALE 2:1	DESIGN UNITS <input checked="" type="checkbox"/> mm <input type="checkbox"/> INCH	THIRD ANGLE PROJECTION <input checked="" type="checkbox"/>
10 UNDER 未満	±0.2		
10 OVER 30 UNDER 以上 未満	±0.25		
30 OVER 以上	±0.3		
ANGLE 角度	±3°		

MODEL NO.	54928-***7*	DIMENSIONS:	SHT	REV
		<input type="checkbox"/> mm <input type="checkbox"/> INCH <input checked="" type="checkbox"/> mm ONLY		
DRAWN BY & DATE H.KAWABATA '04/04/07		TITLE: MTC (MULTI TERMINAL CONN.) 7.5mm PITCH REC. HS'G ASS'Y -LEAD FREE-		
CHECKED BY & DATE K.TOJO '04/04/07		APPROVED BY & DATE M.SASAO '04/04/07		
CAD FILENAME SD-54928-004.S02		MATERIAL NO. SEE CHART	DRAWING NO. SD-54928-004	SHEET NO. 2 OF 2
THIS DRAWING CONTAINS INFORMATION THAT IS PROPRIETARY TO MOLEX INCORPORATED AND SHOULD NOT BE USED WITHOUT WRITTEN PERMISSION.				SIZE B