MATERIAL NUMBER	# OF COLUMNS	# OF DIFF PAIR	DIM "A" MAX	DIM "B"	PTH ø
76160-**06	6	24	19.00	9.50	0.46 ±0.04
76160-**08	8	32	22.80	13.30	
76160-**10	10	40	26.60	17.10	
76160-**16	16	64	38.00	28.50	
76160-**06	6	24	19.00	9.50	0.39 ±0.05
76160-**38	8	32	22.80	13.30	
76160-**20	10	40	26.60	17.10	
76160-**26	16	64	38.00	28.50	

76160-****

MODULE & TAIL PLATING TYPE
4 = RIGHT GUIDED TIN-LEAD
5 = RIGHT GUIDED LEAD-FREE

POLARIZATION KEY ORIENTATION
0 = NO KEY
1 = A 5 = E
2 = B 6 = F
3 = C 7 = G
4 = D 8 = H

# OF COLUMNS
06 = 6 COL 0.46 PTH
08 = 8 COL 0.46 PTH
10 = 10 COL 0.46 PTH
16 = 16 COL 0.46 PTH
20 = 10 COL 0.39 PTH
26 = 16 COL 0.39 PTH
38 = 8 COL 0.39 PTH
36 = 6 COL 0.39 PTH

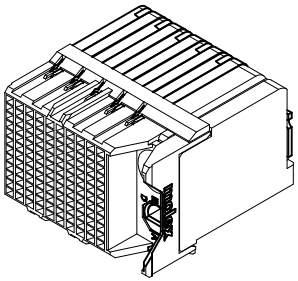

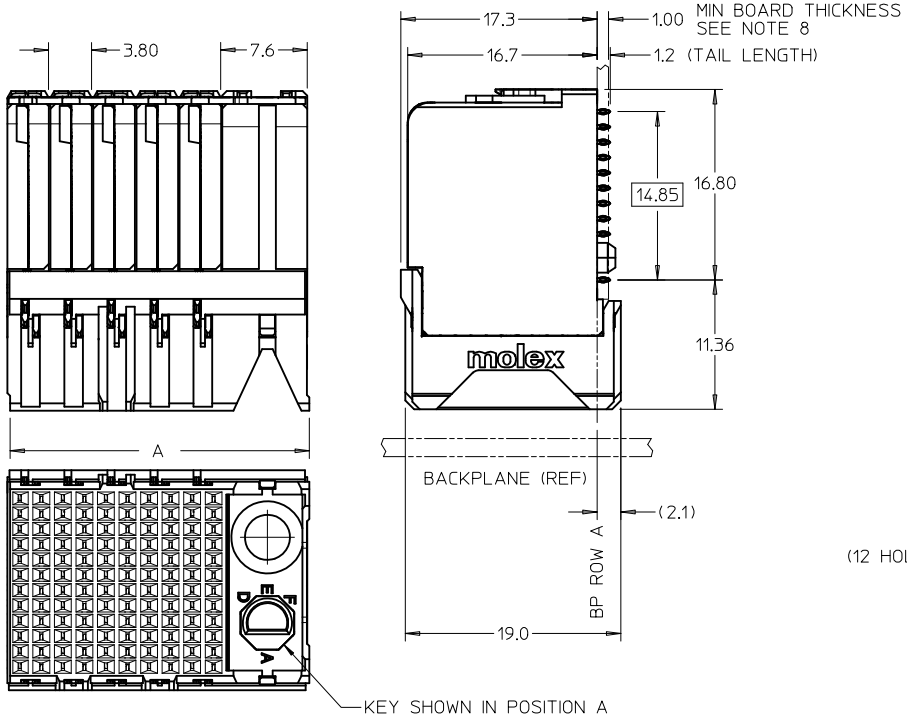

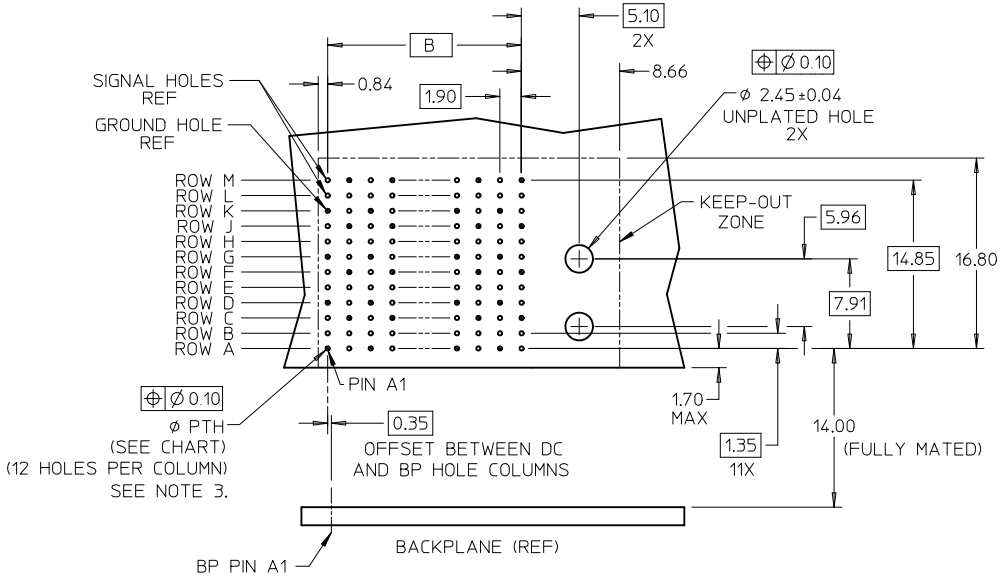

DAUGHTERCARD HOLE PATTERN
(CONNECTOR SIDE)

NOTES:
1. MATERIALS: HOUSING - LIQUID CRYSTAL POLYMER (LCP), GLASS-FILLED, UL94V-0
   TERMINALS - HIGH PERFORMANCE COPPER ALLOY
2. FINISH: 30µIN MIN SELECTIVE GOLD IN CONTACT AREA, SELECTIVE TIN OR SELECTIVE TIN-LEAD ON PCB TAILS. NICKEL OVERALL.
3. REFER TO MOLEX PRODUCT SPEC PS-76060-999 FOR PERFORMANCE SPECIFICATIONS AND ADDITIONAL PCB INFORMATION.
4. EACH SIGNAL WAFER CONTAINS 2 COLUMNS OF TERMINALS.
5. PRODUCT IS PACKAGED PER PK-70873-610.
6. THIS PART CONFORMS TO CLASS B REQUIREMENTS OF COSMETIC SPEC PS-45499-002.
7. REFER TO MOLEX SALES DRAWING SD-76155-003 FOR THE MATING HEADERS AND SD-76500-002 FOR THE MATING RAM CONNECTORS
8. WHEN USING MOLEX SUPPLIED #2-32 SCREW 73726-0000 (9.50mm ±0.38 THREADABLE SCREW LENGTH), THE MAXIMUM BOARD THICKNESS IS 4.4mm.
9. REFER TO MOLEX PCB MOUNTING GUIDE AS-76060-990 FOR ANTIPAD AND ROUTING RECOMMENDATIONS.

ADD SCREW LENGTH
EC NO: UCP2012-1685
DRWN:DVARVARA 2011/11/29
CH'KD:
APPR: JLAURX 2011/11/30
DESCRIPTION
REV
F2

QUALITY SYMBOLS
A=0
B=0
C=0

GENERAL TOLERANCES (UNLESS SPECIFIED)	mm	INCH
4 PLACES	± ---	± ---
3 PLACES	± ---	± ---
2 PLACES	± 0.13	± ---
1 PLACE	± 0.25	± ---
ANGULAR ±1/2°		

DRAFT WHERE APPLICABLE MUST REMAIN WITHIN DIMENSIONS

DIMENSION STYLE: MM ONLY
SCALE: 3:1
DESIGN UNITS: METRIC
THIRD ANGLE PROJECTION

DRAWN BY	JLAURX	DATE 2008/03/03
CHECKED BY	TELO	DATE 2008/03/03
APPROVED BY	JLAURX	DATE 2010/09/15

TITLE
IMPACT DAUGHTERCARD
4 PAIR SIGNAL MODULE
GUIDE RIGHT SALES DWG

molex MOLEX INCORPORATED

MATERIAL NO. SEE CHART
DOCUMENT NO. SD-76160-004
SHEET NO. 1 OF 1
SIZE C

THIS DRAWING CONTAINS INFORMATION THAT IS PROPRIETARY TO MOLEX INCORPORATED AND SHOULD NOT BE USED WITHOUT WRITTEN PERMISSION