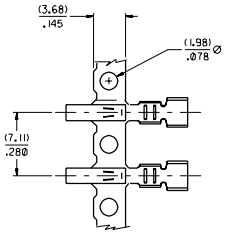

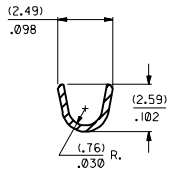

OPTIONAL SECTION A-A (D-OPTION)
(SEE NOTE 8)

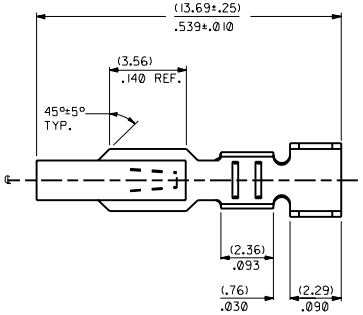

2478- ✱✱-✱-✱

MATERIAL CODE

(.27)/.0106 THK
1 =BRASS
3=PHOS BRONZE

WINDING SPEC.

A=PER ES-339-A
BLANK=PER ES-339-B
L=LOOSE

PLATING CODE (PER SDES-88)

(555) SELECT GOLD (.38)/15 m.i. MIN OVER (.76)/30 m.i. MIN NICKEL.
(550) SELECT GOLD (.38)/15 m.i. MIN OVER (.76)/30 m.i. MIN NICKEL WITH GOLD FLASH
(P913) HOT TIN-LEAD DIP (.64/.25)/250/100 m.i.

OPTION CODE

BLANK=AS SHOWN
C=CAT EAR OPTION
D=OPTIONAL CONDUCTOR CRIMP (FOR IRELAND) (SEE OPT. SECTION A-A) WITHOUT CAT EARS
E=LOW INSERTION FORCE OPTION

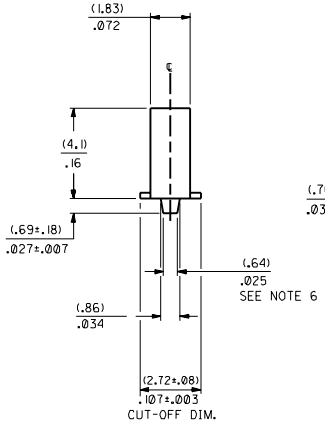

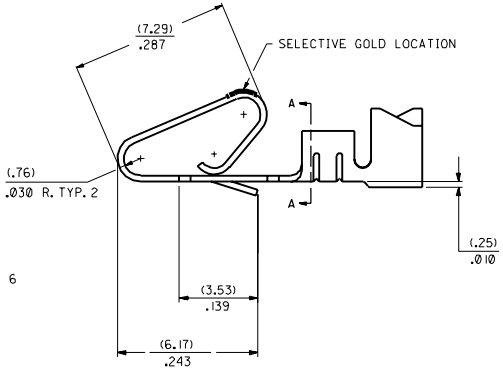

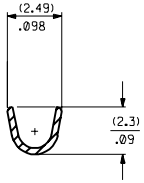

SECTION A-A
BACKGROUND OMITTED

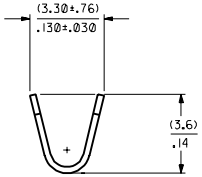

BACKGROUND OMITTED

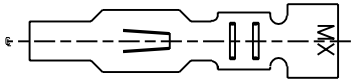

NOTES:

1. CRIMP ACCEPTS 18 TO 24 GA. WIRE WITH (2.79)/.110 MAX. INSUL. DIA; WHEN USED WITH 2574 CONNECTOR.
   (2.54)/.100 MAX. INSUL. DIA. WHEN USED WITH 2139 CONNECTOR; HOUSING 41695 IS RECOMMENDED FOR OVER (2.54)/.100 DIA. INSULATION.
   CRIMP ACCEPTS (3.00)/.118 MAX . INSUL. DIA. WITH SPECIAL TOOLING.
2. DIMENSIONS GIVEN ACROSS CENTERLINES ARE SYMMETRICAL ABOUT THOSE CENTERLINES WITHIN HALF THE TOTAL TOLERANCE.
3. CODE LETTER PRECEDING ORDER NO. DESIGNATES MANUFACTURING LOCATION. I=IRELAND.
6. (.86±.05)/.034±.002 IS AN OPTIONAL DESIGN.
7. THIS PART CONFORMS TO PRODUCT SPEC. 08-50.
8. CONDUCTOR CRIMP FOR 16 AWG. WIRE WITH .110 MAX. INSULATION DIA.
9. 901 PLATING IS FOR INTERNATIONAL USE ONLY.

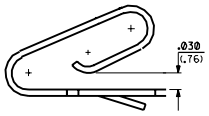

LOW INSERTION FORCE OPTION -E

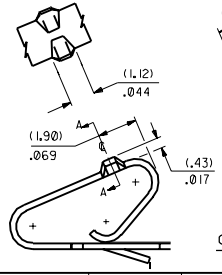

CAT EAR OPTION

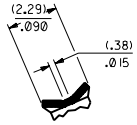

SECTION A-A

REV.	LTR.	REVISIONS
T		18/24 WAS 18/20 ECR U70727 97/1/13 SAMIEC
S1		ECR U70309 SAMIEC 96/03/20
S		REV CARRIER ECR U51171 7-26-95 SAMIEC
R1		PRINT MATCH PART ECR U51056 4-24-95 SAMIEC
R		REV. COLD ECR U40889 12-12-94 SAMIEC
Q1		ADD OPTION E PER ECR-U3-0280 2-23-93 PATEL
Q		REV-3 COLLHEADING PER ECR U2-0687 1-26-93 JJS
P		PREV STD PRODUCT ECR U28994 7-22-92 SAMIEC
N		REV. NOTE ADD 88 ECR U10389 12-23-91 SAMIEC
M		DELETE MAT'L CODE ECN U10586 3-6-91 SCHMIDGALL
2	T	
1	T	

MFG. SHL

∇ = 0 ▼ = 0 REVISE ONLY ON CAD SYSTEM

DIMENSIONS SHOWN: METRIC/INCH
UNLESS OTHERWISE SPECIFIED TOLERANCES: ANGULAR ± 1/2°

	INCH	METRIC
3 PLACE	± .010	---
2 PLACE	± .014	± 0.25
1 PLACE	---	± 0.36

DRAFT BEFORE APPLICABLE MUST REMAIN WITHIN DIMENSIONS

TITLE
CRIMP TERMINAL
.156 ℄
18 TO 24 GA WIRE

MOLEX INCORPORATED
USA/CAN. EMEA/EU ASIA/PAC

SHEET NO. 1 OF 2
DATE 06/03/86

PART NO. SEE CHART
DRWG. NO. SD-2478

DRWN BY SAMIEC
CHKD. BY PATEL
APP'D. BY LENZ
SCALE :
FILE NAME S2478X1

THIS DRAWING CONTAINS INFORMATION THAT IS PROPRIETARY TO MOLEX INC. AND SHOULD NOT BE USED WITHOUT WRITTEN PERMISSION

REV. C SIZE D

2478-1-(***)*

	PART NO.	ENG. NO.
	08-50-0105	2478-1-(P913)
	08-50-0106	2478-1-(P913)L
	08-56-0105	2478-1-(550)
	08-56-0106	2478-1-(550)L
	08-55-0103	2478-1-(555)
	08-55-0104	2478-1-(555)L
	08-50-0146	2478-1-(109)
	08-50-0147	2478-1-(109)L
	08-50-0119	2478-1-(122)
	08-50-0120	2478-1-(122)L
I	08-50-0271	2478-1-(P913)A
		2478-1-(550)A
	08-56-0153	2478-1-(507)
	08-56-0154	2478-1-(507)L
		2478-1-(506)
		2478-1-(506)L
I	08-50-0015	2478-1-(102)
I	08-50-0016	2478-1-(102)L
I	08-52-0114	2478-1-(P914)
I	08-52-0115	2478-1-(P914)L
		2478-1-(132)
		2478-1-(132)L
	08-50-0001	2478-1-(P142)
	08-50-0006	2478-1-(P142)L
I	08-50-0063	2478-1-(141)
I	08-50-0064	2478-1-(141)L
	08-55-0133	2478-1-(561)
	08-55-0134	2478-1-(561)L
	08-50-0073	2478-1-(P102)
	08-50-0074	2478-1-(P102)L

2478-3-(***)*

	PART NO.	ENG. NO.
	08-53-0811	2478-3-(999)
	08-53-0812	2478-3-(999)L
	08-52-0071 *	2478-3-(P913)
	08-52-0072 *	2478-3-(P913)L
	08-65-0114 *	2478-3-(555)
	08-65-0115 *	2478-3-(555)L
	08-52-0073	2478-3-(P102)
	08-52-0074	2478-3-(P102)L
	08-52-0811	2478-3-(102)
	08-52-0812	2478-3-(102)L
	08-50-0281	2478-3-(122)
		2478-3-(122)L
	08-58-0121 *	2478-3-(550)
	08-58-0122 *	2478-3-(550)L
	08-58-0103	2478-3-(591)
	08-58-0104	2478-3-(591)L
	08-58-0114	2478-3-(558)
	08-58-0115	2478-3-(558)L

2478-IC-(***)*

	PART NO.	ENG. NO.
	08-50-0014	2478-IC-(P913)
	08-50-0045	2478-IC-(P913)L
	08-50-0047	2478-IC-(P102)
	08-50-0046	2478-IC-(P102)L
	08-50-0091	2478-IC-(102)
	08-50-0093	2478-IC-(102)L

2478-3C-(***)*

	PART NO	ENG NO
	08-52-0044	2478-3C-(P913)
	08-52-0045	2478-3C-(P913)L
	08-52-0023	2478-3C-(102)
	08-52-0024	2478-3C-(102)L
	08-52-0027	2478-3C-(122)
		2478-3C-(122)L
	08-52-0047	2478-3C-(P102)L
	08-52-0046	2478-3C-(P102)

2478-ID-(***)*

	PART NO.	ENG. NO.
	08-51-0720	2478-ID-(999)
		2478-ID-(999)L
	08-50-0055	2478-ID-(P913)
	08-50-0056	2478-ID-(P913)L

2478-3E-(***)*

	PART NO.	ENG. NO.
		2478-3E-(999)
		2478-3E-(P913)
		2478-3E-(P913)L
		2478-3E-(555)
		2478-3E-(555)L
		2478-3E-(550)
		2478-3E-(550)L

	SEE SHEET 1		SEE SHEET 1
	SEE SHEET 1	T	SEE SHEET 1
	SEE SHEET 1	S1	SEE SHEET 1
	SEE SHEET 1	Q1	SEE SHEET 1
	SEE SHEET 1	Q	SEE SHEET 1
	SEE SHEET 1	P	SEE SHEET 1
	SEE SHEET 1	M	SEE SHEET 1
LTR.	REVISIONS	LTR.	REVISIONS

DIMENSIONS SHOWN: METRIC/INCH
UNLESS OTHERWISE SPECIFIED TOLERANCES: ANGULAR ± 1/2°

	INCH	METRIC
3 PLACE	---	---
2 PLACE	---	± ---
1 PLACE	---	± ---

DRAFT ANGLE APPLICABLE MUST REMAIN WITHIN DIMENSIONS

DRWN. BY SAMIEC
CHK'D. BY PATEL
APPR'D. BY ADAMEK
SCALE ±

▽ = 0 ▼ = 0 REVISE ONLY ON CAD SYSTEM

TITLE
CRIMP TERMINAL
.156 ℄
18/24 AWG WIRE

MOLEX INCORPORATED
LISLE, ILL. 60532 U.S.A.

SHEET NO. 2
DATE 06/12/86

PART NO. SEE CHARTS
DWNG. NO. SD-2478

FILE NAME 2478BX2

THIS DRAWING CONTAINS INFORMATION THAT IS PROPRIETARY TO MOLEX INC AND SHOULD NOT BE USED WITHOUT WRITTEN PERMISSION.

DIV. KK
SIZE D