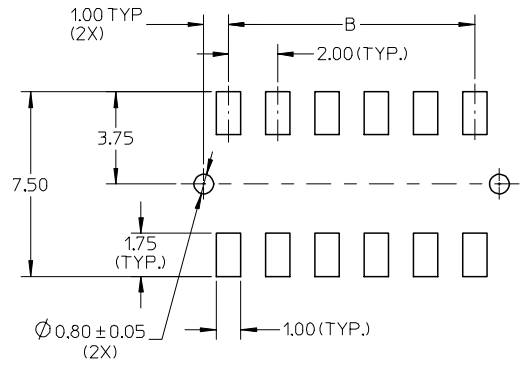
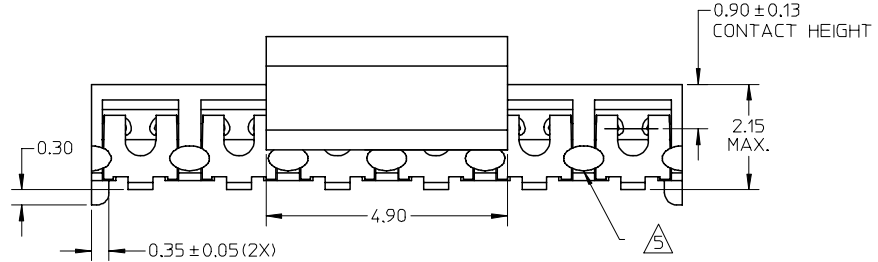


PART NUMBER W/CAP IN TUBE	CKT. SIZE	DIM. A	DIM. B
87340-0495	4	4.00	2.00
87340-0695	6	6.00	4.00
87340-0895	8	8.00	6.00
87340-1095	10	10.00	8.00
87340-1295	12	12.00	10.00
87340-1495	14	14.00	12.00
87340-1695	16	16.00	14.00
87340-1895	18	18.00	16.00
87340-2095	20	20.00	18.00

NOTES:

- FOR ILLUSTRATION PURPOSES, DRAWING SHOWS PART WITH 12 CIRCUIT SIZE.
- MATERIAL:
HOUSING: LCP GLASS FILLED, UL 94V-0
SUITABLE FOR SURFACE-MOUNT SOLDERING PROCESS.
COLOR BLACK
TERMINAL: PHOSPHOR BRONZE ALLOY.
- PLATING- 0.38µM MINIMUM GOLD PLATE AT CONTACT AREA, AND 1.90µM MINIMUM TIN PLATE AT P.C TAIL AREA, BOTH OVER 1.27µM MINIMUM NICKEL OVERALL.
- COPLANARITY OF P.C TAIL TO BE MEASURED BY RESTING THE PART ON A FLAT GAGE SURFACE.
- THIS AREA OF PART TO BE HEAT-STAKED TO RETAIN CONTACTS.
- POSITION OF CAP TO BE LOCATED AT CENTER OF DIMENSION 'A' REGARDLESS OF CIRCUIT SIZE.
- PRODUCT SPECIFICATION PS-87340 APPLIES.
- PART TO BE PACKAGED IN TAPE-&-REEL. SEE SHEET 2 FOR PACKAGING DETAILS.
- CONTACT FACTORY FOR PARTS AVAILABILITY.



RECOMMENDED SOLDER PAD DESIGN

ADD P/N	2006/04/11
EC NO: S2006-1037	2006/04/12
DRWNS:KANG	2006/04/12
CHKD:M.LONG	2006/04/12
APPR:SKTOH	
REV	
D1	

QUALITY SYMBOLS	▽=0
	▽=0

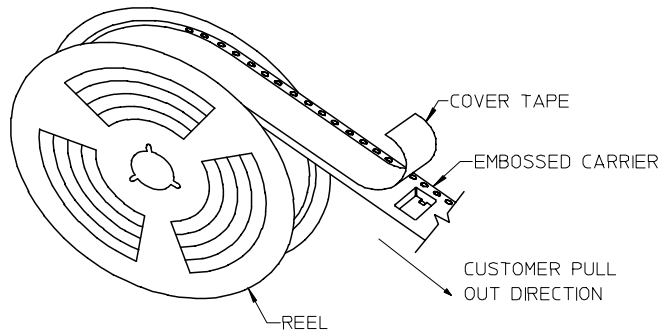
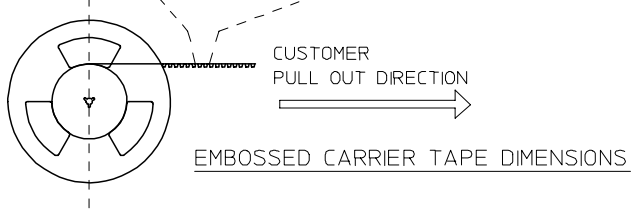
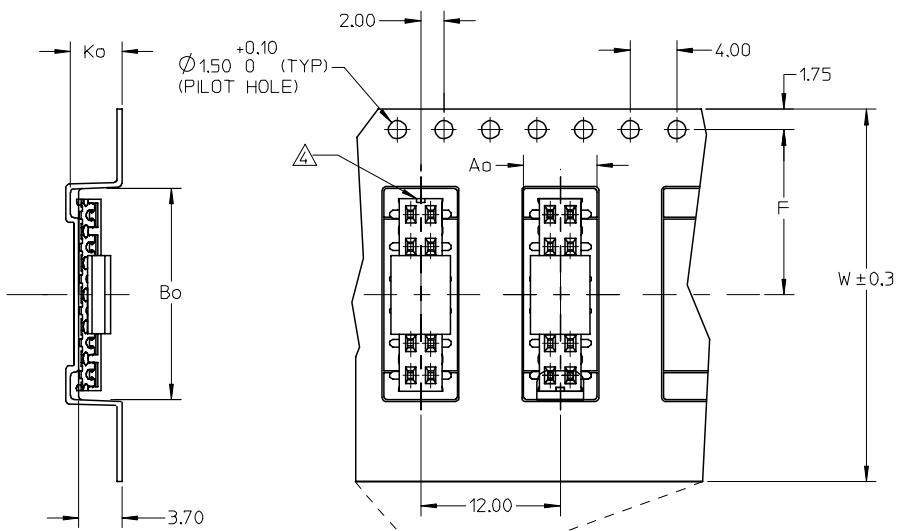
GENERAL TOLERANCES (UNLESS SPECIFIED)	DIMENSION STYLE	
	MM ONLY	
	mm	INCH
4 PLACES	± ---	± ---
3 PLACES	± ---	± ---
2 PLACES	± 0.20	± ---
1 PLACE	± ---	± ---
ANGULAR ± 3 °		
DRAFT WHERE APPLICABLE MUST REMAIN WITHIN DIMENSIONS		

DRAWN BY	DATE	TITLE
JWAN	1995/01/25	MGRID, VLPR II TOP ENTRY RECEPT., SMT W/CAP FOR PICK-&-PLACE
CHECKED BY	DATE	
SKTOH	1995/01/25	MOLEX INCORPORATED
APPROVED BY	DATE	
RWONG	1995/01/25	
MATERIAL NO.	DOCUMENT NO.	SHEET NO.
SEE TABLE	SD-87340-**92	1 OF 2

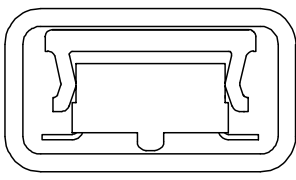
SCALE	DESIGN UNITS	THIRD ANGLE PROJECTION
NTS	METRIC	
THIS DRAWING CONTAINS INFORMATION THAT IS PROPRIETARY TO MOLEX INCORPORATED AND SHOULD NOT BE USED WITHOUT WRITTEN PERMISSION		

10 9 8 7 6 5 4 3 2 1

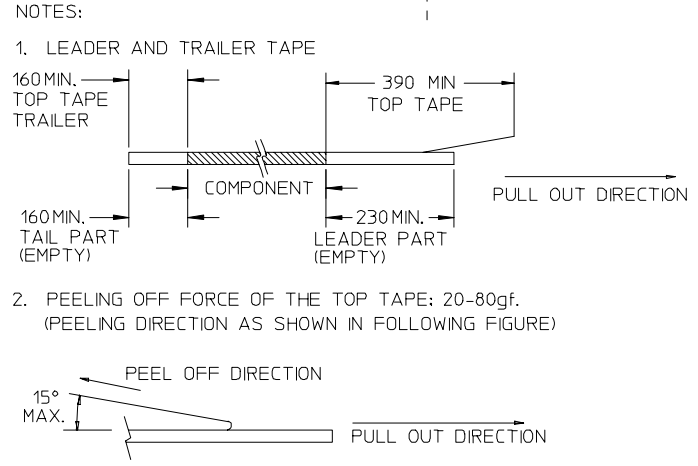
PART NO. W/CAP IN TAPE/REEL	CKT. SIZE	Ao	Bo	F	W	Ko
87340-0496	4	6.70	5.30	11.50	24.00	5.30
87340-0696	6	6.50	6.50	7.50	16.00	4.50
87340-0896	8	6.70	8.40	11.50	24.00	5.30
87340-1096	10	6.70	10.40	11.50	24.00	5.30
87340-1296	12	6.60	12.40	11.50	24.00	4.40
87340-1496	14	6.60	14.30	11.50	24.00	4.40
87340-1696	16	6.60	16.30	11.50	24.00	4.40
87340-2096	20	6.70	20.50	20.20	44.00	5.30



TAPE AND REEL ASSEMBLY SHOWN IS FOR ILLUSTRATION ONLY.



PART IN TUBE VIEW



- PACKAGING STANDARD IS AS PER EIA-481.
- TAPE & REEL QUANTITY = 1000 PCS/REEL
- NO FIX ORIENTATION OF ASSEMBLY PART IN T&R.

ADD P/N EC NO: S2006-1037 DRWNS:KANG CHKD:M.LONG APPR:SKTOH 2006/04/11 2006/04/12 2006/04/12	QUALITY SYMBOLS ▽=0 ▽=0	GENERAL TOLERANCES (UNLESS SPECIFIED) <table border="1"> <thead> <tr> <th></th> <th>mm</th> <th>INCH</th> </tr> </thead> <tbody> <tr> <td>4 PLACES</td> <td>± ---</td> <td>± ---</td> </tr> <tr> <td>3 PLACES</td> <td>± ---</td> <td>± ---</td> </tr> <tr> <td>2 PLACES</td> <td>± 0.20</td> <td>± ---</td> </tr> <tr> <td>1 PLACE</td> <td>± ---</td> <td>± ---</td> </tr> </tbody> </table>		mm	INCH	4 PLACES	± ---	± ---	3 PLACES	± ---	± ---	2 PLACES	± 0.20	± ---	1 PLACE	± ---	± ---	DIMENSION STYLE MM ONLY	SCALE NTS	DESIGN UNITS METRIC	THIRD ANGLE PROJECTION
		mm	INCH																		
	4 PLACES	± ---	± ---																		
	3 PLACES	± ---	± ---																		
2 PLACES	± 0.20	± ---																			
1 PLACE	± ---	± ---																			
DRAWN BY JWAN DATE 1995/01/25	CHECKED BY SKTOH DATE 1995/01/25	APPROVED BY RWONG DATE 1995/01/25	TITLE MGRID, VLPR II TOP ENTRY RECEPT., SMT W/CAP FOR PICK-&-PLACE																		
MATERIAL NO. SEE TABLE			DOCUMENT NO. SD-87340-**92		SHEET NO. 2 OF 2																
DRAFT WHERE APPLICABLE MUST REMAIN WITHIN DIMENSIONS																					

9 8 7 6 5 4 3 2 1