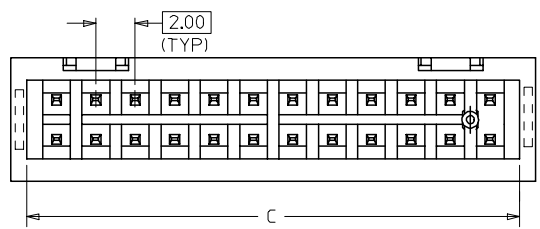
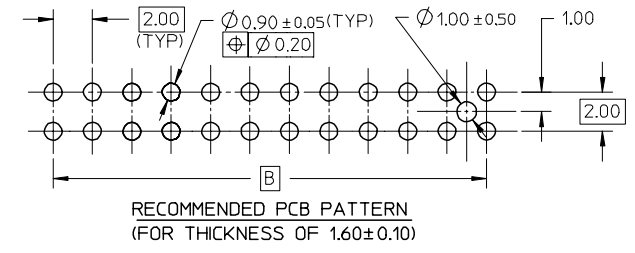
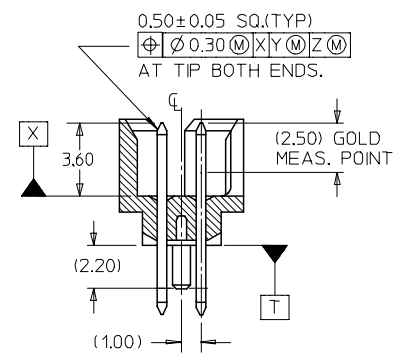
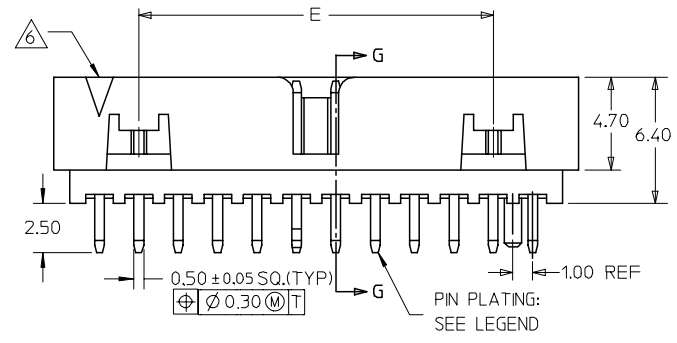


- NOTES:**
- FOR ILLUSTRATION PURPOSES, 24 CKT SIZE WAFER IS SHOWN.
 - MATERIAL :
HOUSING : 30% G.F., NYLON 46, UL94V-0, COLOR BLACK.
PIN : 0.50MM SQ.PHOSPHOR BRONZE.
 - PRODUCT SPECIFICATION PS-87831-027 APPLIES.
 - NO CENTRE POLARIZATION SLOT FOR CKT SIZE 6.
 - NO SIDE LOCKING SLOT FROM 6 TO 12 CKT SIZE.
 - CKT 6 HAS NO IDENTIFICATION TAG.
 - THIS HEADER MATES WITH MOLEX :
a) CRIMP RECEPTACLE HOUSING, 51110 SERIES WITH CRIMP TERMINAL, 50394 SERIES.
b) 2MM MILLIGRID DUAL ROW IDT, 87568 SERIES.
 - PARTS TO BE PACKED IN TUBE WITH MOISTURE BARRIER BAG



CORRECT TYPO ERROR EC NO: S2007-1097 DRWN:ATSEE 2007/06/20 CHKD:SKANG 2007/06/21 APPR:MLONG 2007/06/22	QUALITY SYMBOLS ▽=0 ▽C=0	GENERAL TOLERANCES (UNLESS SPECIFIED) <table border="1"> <thead> <tr> <th></th> <th>mm</th> <th>INCH</th> </tr> </thead> <tbody> <tr> <td>4 PLACES</td> <td>± ---</td> <td>± ---</td> </tr> <tr> <td>3 PLACES</td> <td>± ---</td> <td>± ---</td> </tr> <tr> <td>2 PLACES</td> <td>± 0.2</td> <td>± ---</td> </tr> <tr> <td>1 PLACE</td> <td>± ---</td> <td>± ---</td> </tr> <tr> <td colspan="3">ANGULAR ± 3 °</td> </tr> </tbody> </table>		mm	INCH	4 PLACES	± ---	± ---	3 PLACES	± ---	± ---	2 PLACES	± 0.2	± ---	1 PLACE	± ---	± ---	ANGULAR ± 3 °			DIMENSION STYLE MM ONLY	SCALE NTS	DESIGN UNITS METRIC	THIRD ANGLE PROJECTION
		mm	INCH																					
	4 PLACES	± ---	± ---																					
	3 PLACES	± ---	± ---																					
2 PLACES	± 0.2	± ---																						
1 PLACE	± ---	± ---																						
ANGULAR ± 3 °																								
REV A8	DESCRIPTION MGRID, SHROUDED HEADER VERTICAL, W/PEG	DRAFT WHERE APPLICABLE MUST REMAIN WITHIN DIMENSIONS	DRAWN BY ATSEE	DATE 2003/10/08	TITLE MGRID, SHROUDED HEADER VERTICAL, W/PEG	MOLEX INCORPORATED																		
			APPROVED BY SKTOH	DATE 2003/11/07	DOCUMENT NO. SD-87831-020	SHEET NO. 1 OF 2																		
			SEE TABLE				THIS DRAWING CONTAINS INFORMATION THAT IS PROPRIETARY TO MOLEX INCORPORATED AND SHOULD NOT BE USED WITHOUT WRITTEN PERMISSION																	

10 9 8 7 6 5 4 3 2 1

F

E

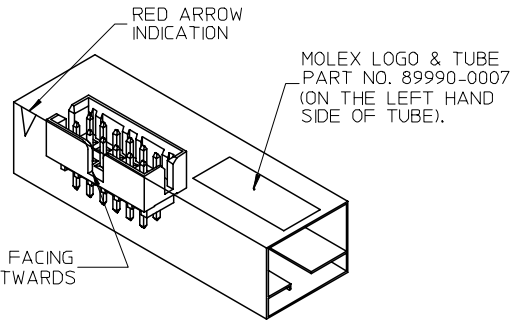
D

C

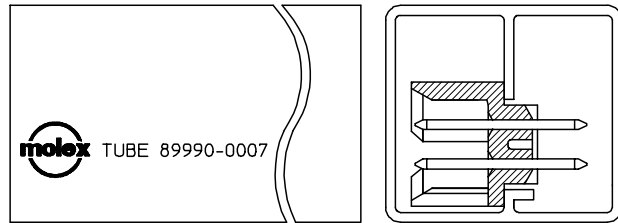
B

A

ib_frame_A3_P_AM_T Rev. E 2006/04/15



REF : ORIENTATION OF PART IN TUBE
(FOR THE REFERENCE OF PART/TUBE ASSEMBLY)



ORIENTATION OF PART IN TUBE

P/N IN TUBE	CKT SIZE	VOID PIN LOCATION	DIMENSION				
			A	B	C	D	E
87831-06**	6	---	8.65	4.00	7.00	6.85	---
87831-08**	8	---	10.65	6.00	9.00	8.85	---
87831-10**	10	---	12.65	8.00	11.00	10.85	---
87831-12**	12	---	14.65	10.00	13.00	12.85	---
87831-14**	14	---	16.65	12.00	15.00	14.85	8.00
87831-16**	16	---	18.65	14.00	17.00	16.85	10.00
87831-18**	18	---	20.65	16.00	19.00	18.85	12.00
87831-20**	20	---	22.65	18.00	21.00	20.85	14.00
87831-22**	22	---	24.65	20.00	23.00	22.85	16.00
87831-24**	24	---	26.65	22.00	25.00	24.85	18.00
87831-26**	26	---	28.65	24.00	27.00	26.85	20.00
87831-28**	28	---	30.65	26.00	29.00	28.85	22.00
87831-30**	30	---	32.65	28.00	31.00	30.85	24.00
87831-32**	32	---	34.65	30.00	33.00	32.85	26.00
87831-34**	34	---	36.65	32.00	35.00	34.85	28.00
87831-36**	36	---	38.65	34.00	37.00	36.85	30.00
87831-38**	38	---	40.65	36.00	39.00	38.85	32.00
87831-40**	40	---	42.65	38.00	41.00	40.85	34.00
87831-42**	42	---	44.65	40.00	43.00	42.85	36.00
87831-44**	44	---	46.65	42.00	45.00	44.85	38.00
87831-46**	46	---	48.65	44.00	47.00	46.85	40.00
87831-48**	48	---	50.65	46.00	49.00	48.85	42.00
87831-50**	50	---	52.65	48.00	51.00	50.85	44.00
87831-5128	24	12	26.65	22.00	25.00	24.85	18.00

PART NUMBER LEGEND :

87831 - * * * *

PLATING OPTIONS

- 28 - 0.38um/15uin GOLD IN CONTACT AREA AND 1.88um/75uin MIN. TIN IN SOLDER TAIL AREA OVER 1.27um/50uin MIN. NICKEL OVERALL.
- 29 - 0.76um/30uin GOLD IN CONTACT AREA AND 1.88um/75uin MIN. TIN IN SOLDER TAIL AREA OVER 1.27um/50uin MIN. NICKEL OVERALL.

CORRECT TYPO ERROR EC NO: S2007-1097 DRWN:ATSEE CHKD:SKANG APPR:MLONG	2007/06/20 2007/06/21 2007/06/22	QUALITY SYMBOLS ▽=0 △=0	GENERAL TOLERANCES (UNLESS SPECIFIED)		DIMENSION STYLE MM ONLY		SCALE NTS	DESIGN UNITS METRIC	THIRD ANGLE PROJECTION		
				mm	INCH	DRAWN BY ATSEE	DATE 2003/10/08	TITLE MGRID, SHROUDED HEADER VERTICAL, W/PEG	MOLEX INCORPORATED		
			4 PLACES	± ---	± ---	CHECKED BY KCLING	DATE 2003/11/07				
			3 PLACES	± ---	± ---	APPROVED BY SKTOH	DATE 2003/11/07	MATERIAL NO.	DOCUMENT NO. SD-87831-020	SHEET NO. 2 OF 2	
A8	REV		DRAFT WHERE APPLICABLE MUST REMAIN WITHIN DIMENSIONS		SEE TABLE		THIS DRAWING CONTAINS INFORMATION THAT IS PROPRIETARY TO MOLEX INCORPORATED AND SHOULD NOT BE USED WITHOUT WRITTEN PERMISSION				

9 8 7 6 5 4 3 2 1