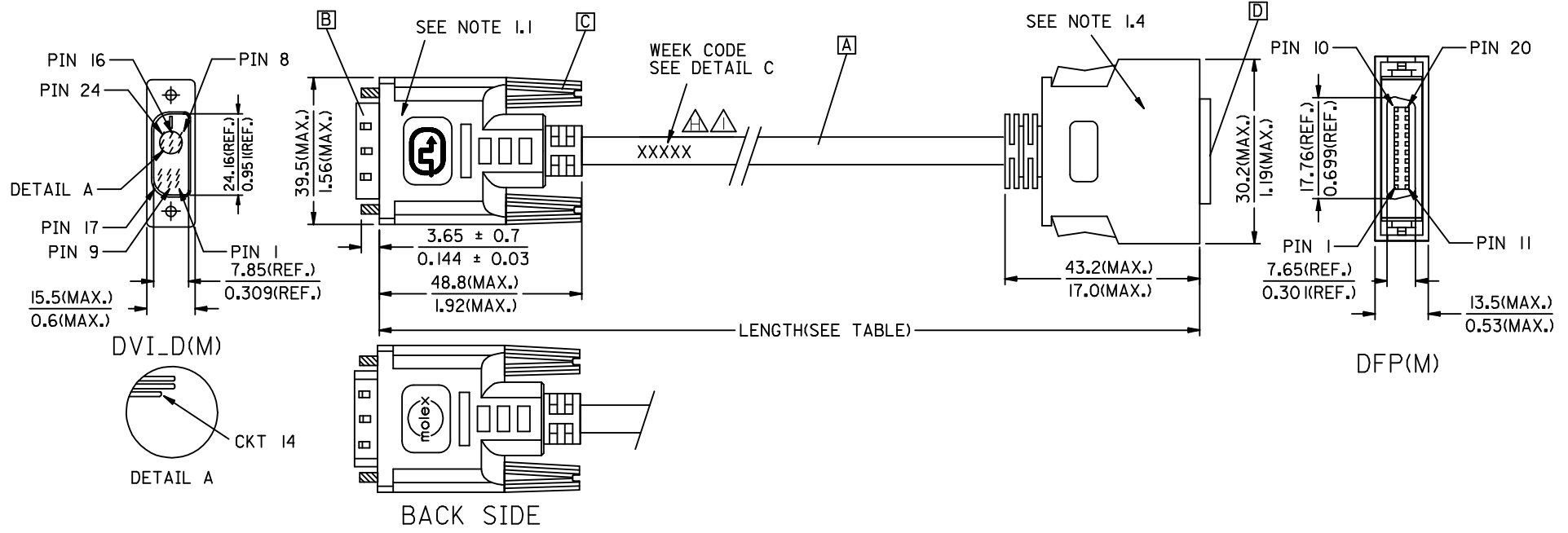


REVISIONS				
EC NO	DATE	REV	DESCRIPTION	CHANGER
CY14-5154	2013/08/31	H	CHANGE THE LABELING CONTENT FOR PRODUCTS TRANSFER TO PHILIPPINES	AHOU
CY14-5301	2013/09/12	I	CHANGE THE LABELING CONTENT FOR PRODUCTS TRANSFER TO PHILIPPINES	AHOU



▲▲	88741-8621	DVI_D-DFP DIGITAL CABLE ASS'Y 5M PARCHMENT WHT	5000 ± 150 196.9 ± 5.9	PARCHMENT WHITE	887808287
▲▲	88741-8611	DVI_D-DFP DIGITAL CABLE ASS'Y 3M PARCHMENT WHT	3000 ± 80 118.1 ± 3.1	PARCHMENT WHITE	887808287
▲▲	88741-8601	DVI_D-DFP DIGITAL CABLE ASS'Y 2M PARCHMENT WHT	2000 ± 60 78.7 ± 2.4	PARCHMENT WHITE	887808827
▲▲	88741-8620	DVI_D-DFP DIGITAL CABLE ASS'Y 5M BLK	5000 ± 150 196.9 ± 5.9	BLACK	887808276
▲▲	88741-8610	DVI_D-DFP DIGITAL CABLE ASS'Y 3M BLK	3000 ± 80 118.1 ± 3.1	BLACK	887808276
▲▲	88741-8600	DVI_D-DFP DIGITAL CABLE ASS'Y 2M BLK	2000 ± 60 78.7 ± 2.4	BLACK	887808276
	MX P/N	DESCRIPTION	LENGTH	CABLE COLOR	CABLE P/N

▲▲ DETAIL C

ENTER DESCRIPTION EC NO: CPG2014-0806 DRWN: XJGU001 CHKD: AHOU APPR: XAWANG	DESCRIPTION 2013/09/16 2013/09/16 2013/09/12	QUALITY SYMBOLS F _A = 0 F _C = 0 F _P = 0	GENERAL TOLERANCES (UNLESS SPECIFIED)		DIMENSION STYLE MM/IN		SCALE	DESIGN UNITS METRIC	THIRD ANGLE PROJECTION			
			4 PLACES ± --- ± ---	3 PLACES ± --- ± ---	2 PLACES ± --- ± ---	1 PLACE ± --- ± ---	0 PLACE ± --- ± ---	ANGULAR ± ---°		DRAWN BY XJGU001	DATE 2013/09/07	TITLE DVI_D-DFP DIGITAL CBL
			DRAFT WHERE APPLICABLE MUST REMAIN WITHIN DIMENSIONS					MATERIAL NO.		CHECKED BY ZXDENG	DATE 2013/09/07	
								SIZE A 4		APPROVED BY XAWANG	DATE 2013/09/12	DOCUMENT NO. SD-88741-007

7

6

5

4

3

2

1

NOTE: 1. OVERMOLD SPECIFICATION

- 1.1 DVI BOOT MOLDED WITH SONW WHITE PVC RESIN P/N IS 887800076.
- 1.2 UL94V-0, COLOR: MAD432
- 1.3 HARDNESS (DUROMETER): SHORE A 90-95
- 1.4 DFP BOOT MOLDED WITH UL94V-0 ABS.

2. MECHANICAL SPECIFICATION

- 2.1 CABLE SHOULD STAND THE PULL FORCE 89-111N FOR 30 SECONDS WITH NO VISIBLE TERMINATION DAMAGE.
- 2.2 CABLE SHOULD PASS THE FLEX TEST IN 100 CYCLES AT EACH OF PLANES, PER EIA 364-41, CONDITION I.

3. CABLE ELECTRICAL SPECIFICATION

- 3.1 DIELECTRIC STRENGTH: 300VDC FOR 10mS.
- 3.2 INSULATION RESISTANCE: 20 MEGA Ohms
- 3.3 DIFFERENTIAL LINES CHARACTERISTIC IMPEDANCE: 100 ± 7 Ohms @TDR.

4. DVI CONNECTOR SPECIFICATION

- 4.1 REFER TO PRODUCT SPEC. PS-74320-001.
- 4.2 CONTACT PLATING: AU FLASH.

5. THIS PRODUCT MUST MEET MX RoHS COMPLIANCE.

6 . CONNECTION DIAGRAM

SHIELD	SHIEDL	GROUND
PIN 24	PIN 6	TMDS CLOCK-
PIN 23	PIN 5	TMDS CLOCK+
PIN 22	PIN 4	TMDS CLOCK SHIELD
PIN 19	PIN 14	TMDS DATA 0 SHIELD
PIN 18	PIN 15	TMDS DATA 0+
PIN 17	PIN 16	TMDS DATA 0-
PIN 16	PIN 18	HOT PLUG DETECT
PIN 15	PIN 7	GROUND(+5V & HV SYNC.)
PIN 14	PIN 8	POWER +5V
PIN 11	PIN 3	TMDS DATA 1 SHIELD
PIN 10	PIN 1	TMDS DATA 1+
PIN 9	PIN 2	TMDS DATA 1-
PIN 7	PIN 19	DDC DATA
PIN 6	PIN 20	DDC CLOCK
PIN 3	PIN 13	TMDS DATA 2 SHIELD
PIN 2	PIN 11	TMDS DATA 2+
PIN 1	PIN 12	TMDS DATA 2-
DVI_D	DFP	CABLE FUNCTION

7 . MATERIAL LIST

D	MDR 20 CONNECTOR(ACON) 887899280
C	DVI THUMB SCREW 887806077
B	DVI_D SINGLE CHANNEL G/F CONNECTOR 743230101
A	DVI DIGITAL SINGLE LINK CABLE(SEE TABLE)
ITEM	DESCRIPTION

ENTER DESCRIPTION EC NO: CPG2014-0806 DRW: XJGU001 2013/09/16 CHKD: AHO 2013/09/16 APPR: XAWANG 2013/09/24	QUALITY SYMBOLS $\nabla_F = 0$ $\nabla_F = 0$ $\nabla_F = 0$	GENERAL TOLERANCES (UNLESS SPECIFIED)		DIMENSION STYLE MM/IN		SCALE — —	DESIGN UNITS METRIC	THIRD ANGLE PROJECTION		
			mm	INCH	DRAWN BY XJGU001	DATE 2013/09/07	TITLE DVI_D-DFP DIGITAL CBL			
					CHECKED BY ZXDENG	DATE 2013/09/07				
					APPROVED BY XAWANG	DATE 2013/09/12				
		ANGULAR \pm ----		MATERIAL NO.	DOCUMENT NO.			SHEET NO.		
		DRAFT WHERE APPLICABLE MUST REMAIN WITHIN DIMENSIONS		SEE TABLE		SD-88741-007			2 OF 2	
		THIS DRAWING CONTAINS INFORMATION THAT IS PROPRIETARY TO MOLEX INCORPORATED AND SHOULD NOT BE USED WITHOUT WRITTEN PERMISSION								

6

5

4

3

2

1

NOTE:1. OVERMOLD SPECIFICATION

- 1.1 DVI BOOT MOLDED WITH SONW WHITE PVC RESIN P/N IS 887800076.
- 1.2 UL94V-0, COLOR: MAD432
- 1.3 HARDNESS (DUROMETER): SHORE A 90-95
- 1.4 DFP BOOT MOLDED WITH UL94V-0 ABS.

2. MECHANICAL SPECIFICATION

- 2.1 CABLE SHOULD STAND THE PULL FORCE 89-111N FOR 30 SECONDS WITH NO VISIBLE TERMINATION DAMAGE.
- 2.2 CABLE SHOULD PASS THE FLEX TEST IN 100 CYCLES AT EACH OF PLANES, PER EIA 364-41, CONDITION 1.

3. CABLE ELECTRICAL SPECIFICATION

- 3.1 DIELECTRIC STRENGTH: 300VDC FOR 10mS.
- 3.2 INSULATION RESISTANCE: 20 MEGA Ohms
- 3.3 DIFFERENTIAL LINES CHARACTERISTIC IMPEDANCE: 100±7 Ohms @TDR.

4. DVI CONNECTOR SPECIFICATION

- 4.1 REFER TO PRODUCT SPEC. PS-74320-001.
- 4.2 CONTACT PLATING: AU FLASH.



5. THIS PRODUCT MUST MEET MX RoHS COMPLIANCE.

6 . CONNECTION DIAGRAM

SHIELD	SHIEDL	GROUND
PIN 24	PIN 6	TMDS CLOCK-
PIN 23	PIN 5	TMDS CLOCK+
PIN 22	PIN 4	TMDS CLOCK SHIELD
PIN 19	PIN 14	TMDS DATA 0 SHIELD
PIN 18	PIN 15	TMDS DATA 0+
PIN 17	PIN 16	TMDS DATA 0-
PIN 16	PIN 18	HOT PLUG DETECT
PIN 15	PIN 7	GROUND(+5V & HV SYNC.)
PIN 14	PIN 8	POWER +5V
PIN 11	PIN 3	TMDS DATA 1 SHIELD
PIN 10	PIN 1	TMDS DATA 1+
PIN 9	PIN 2	TMDS DATA 1-
PIN 7	PIN 19	DDC DATA
PIN 6	PIN 20	DDC CLOCK
PIN 3	PIN 13	TMDS DATA 2 SHIELD
PIN 2	PIN 11	TMDS DATA 2+
PIN 1	PIN 12	TMDS DATA 2-
DVI.D	DFP	CABLE FUNCTION

7 . MATERIAL LIST

ITEM	DESCRIPTION
D	MDR 20 CONNECTOR(ACON) 887899280
C	DVI THUMB SCREW 887806077
B	DVI.D SINGLE CHANNEL G/F CONNECTOR 743230101
A	DVI DIGITAL SINGLE LINK CABLE(SEE TABLE)

ENTER DESCRIPTION EC NO: DG2006-0186 DRWN:PDAI CHKD: APPR:TKAN 2006/03/09 2006/03/09 2006/03/10	QUALITY SYMBOLS  =0  =0	GENERAL TOLERANCES (UNLESS SPECIFIED)		DIMENSION STYLE		SCALE	DESIGN UNITS	THIRD ANGLE PROJECTION		
			mm	INCH	MM/IN		---	METRIC		
		4 PLACES	±---	±---	DRAWN BY	DATE	TITLE			
		3 PLACES	±---	±---	PDAI	2006/03/07	DVI_D-DFP DIGITAL CBL			
2 PLACES	±---	±---	CHECKED BY	DATE						
1 PLACE	±---	±---	ZXDENG	2006/03/07						
ANGULAR ±---°		APPROVED BY		DATE	MOLEX MOLEX INCORPORATED					
		BORON		2006/03/07						
DRAFT WHERE APPLICABLE MUST REMAIN WITHIN DIMENSIONS		MATERIAL NO.		DOCUMENT NO.	SHEET NO.					
		SEE TABLE		SD-88741-007	2 OF 2					
		SIZE		THIS DRAWING CONTAINS INFORMATION THAT IS PROPRIETARY TO MOLEX INCORPORATED AND SHOULD NOT BE USED WITHOUT WRITTEN PERMISSION						
		A 4								