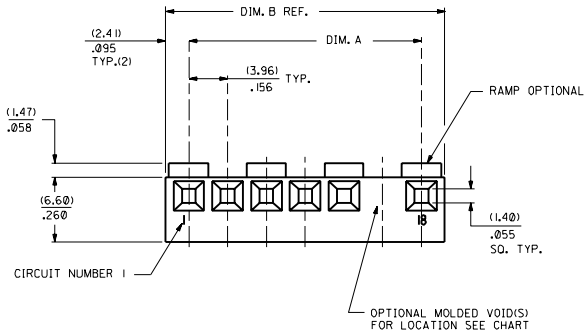

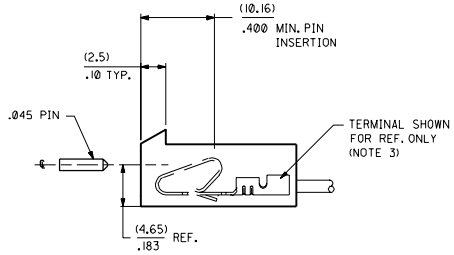

NO. OF CKTS	DIM. A	DIM. B
1	NOT AVAILABLE	
2	(3.96±.05) / .156±.002	(8.79) / .346
3	(7.92±.05) / .312±.002	(12.75) / .502
4	(11.89±.05) / .468±.002	(16.71) / .658
5	(15.85±.08) / .624±.003	(20.67) / .814
6	(19.81±.08) / .780±.003	(24.64) / .970
7	(23.77±.10) / .936±.004	(28.60) / 1.126
8	(27.74±.10) / 1.092±.004	(32.56) / 1.282
9	(31.70±.10) / 1.248±.004	(36.53) / 1.438
10	(35.66±.15) / 1.404±.006	(40.49) / 1.594
11	(39.62±.15) / 1.560±.006	(44.45) / 1.750
12	(43.59±.15) / 1.716±.006	(48.41) / 1.906
13	(47.55±.15) / 1.872±.006	(52.37) / 2.062
14	(51.51±.18) / 2.028±.007	(56.34) / 2.218
15	(55.47±.18) / 2.184±.007	(60.30) / 2.374
16	(59.44±.20) / 2.340±.008	(64.26) / 2.530
17	(63.40±.20) / 2.496±.008	(68.22) / 2.686
18	(67.36±.23) / 2.652±.009	(72.19) / 2.842
19	(71.32±.20) / 2.808±.008	(76.15) / 2.998
20	(75.28±.23) / 2.964±.009	(80.11) / 3.154

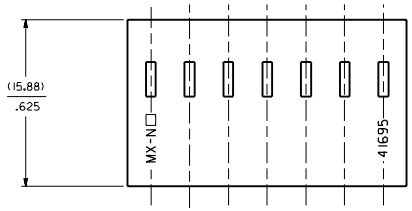

NOTES:

1. MATERIAL: GLASS FILLED POLYESTER, 94V-0, MOLDED NATURAL.
2. MATES WITH .156 CENTER HEADERS AND .045 SQ. OR RD. PIN.
3. HOUSING ACCEPTS STANDARD TERMINAL NOS.:
   - 2478 (18-24 AWG) WITH (2.79)/.110 MAX. INSULATION DIA.
   - 2578 (22-26 AWG) WITH (1.65)/.065 MAX. INSULATION DIA.

   OR TRIFURCON TERMINAL NOS.:
   - 6438 (18-22 AWG) WITH (2.79)/.110 MAX. INSULATION DIA.
   - 6838 (18-24 AWG) WITH (2.79)/.110 MAX. INSULATION DIA.
   - 7258 (22-26 AWG) WITH (1.65)/.065 MAX. INSULATION DIA.
4. BOW .006 IN/IN.
5. THIS PART CONFORMS TO PRODUCT SPEC. 08-50 & 40-02.
6. .005 MAX. FLASH ALLOWED ALONG DIMENSION B AND IN LOCKING WINDOW.

41695-✱-✱N-##-✱✱

COLOR CODE
N=MOLDED NATURAL
B=BLACK

PEG LOCATION
A=CKT NO. 1
B=CKT NO 2 ETC

VOID CODE
BLANK=NO VOIDS
NO.=NO. CORRESPONDS TO CKT. NO. VOIDED
MULT. VOIDS=START WITH 51

NO. OF CKTS.

OPTION CODE

CODE	RAMP	POLARIZE	PACKAGING	RIB	PEG
A	NO	NO	BULK PER PK-41695-001	NO	NO
B	YES	NO	BULK PER PK-41695-002	NO	NO
D	YES	YES	BULK PER PK-41695-003	NO	NO
E	YES	NO	BULK PER PK-41695-002	YES	NO
F	NO	NO	TBD	NO	YES
G	END	YES	BULK PER PK-41695-003	NO	NO
	RAMP ONLY				

MFG.	SH.	REV.	LTR.	REVISIONS
	4	E	F	ADD PACK SPEC UCR2001I-0956 4-16-01 SAMIEC
	3	E1	E1	REL ND19,20 UCR2000-0644 7-3-00 SAMIEC
	2	D9	E	REV -NG TO PART UCR2000-0007 7-1-99
	1	F		

REVISE ONLY ON CAD SYSTEM

DIMENSIONS SHOWN (METRIC) INCH
UNLESS OTHERWISE SPECIFIED TOLERANCES, ANGULAR ± 1/2°

	INCH	METRIC
3 PLACE	± .010	
2 PLACE	± .014	± 0.25
1 PLACE		± 0.36

DRAFT WHERE APPLICABLE MUST REMAIN WITHIN DIMENSIONS

DRWG. BY SKOWRONSKI
CHK'D. BY PATEL
APPD. BY LENZ
SCALE --:--

TITLE
(3.96)/.156 ℄ CONNECTOR HOUSING
FOR KK CRIMP TYPE TERMINALS
(2139 & 6442 IN POLYESTER)

MOLEX INCORPORATED
LISLE, ILL. 60532 U.S.A.

SHEET NO. 1 OF 4
DATE 04/05/86

PART NO. SEE CHART
DRWG. NO. SD-41695

FILE NAME 41695X1

THIS DRAWING CONTAINS INFORMATION THAT IS PROPRIETARY TO MOLEX INC. AND SHALL NOT BE USED WITHOUT WRITTEN PERMISSION.

DEV. KK
SIZE D

OPTION CODE D

RAMP WITH POLARIZING PEGS (RIBS)

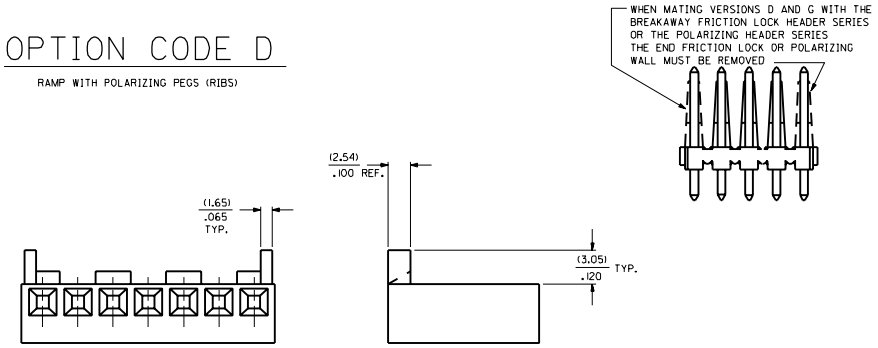

WHEN MATING WITH BREAKAWAY HEADERS THE FRICTION LOCK WALL MUST BE REMOVED

41695

41695-N-AN-*

PART NO.	ENG. NO.	VOIDS
	NOT AVAILABLE	
09-50-8020	41695-N-A2	
09-50-8030	41695-N-A3	
09-50-8040	41695-N-A4	
09-50-8050	41695-N-A5	
09-50-8060	41695-N-A6	
09-50-8070	41695-N-A7	
09-50-8080	41695-N-A8	
09-50-8090	41695-N-A9	
09-50-8100	41695-N-A10	
09-50-8110	41695-N-A11	
09-50-8120	41695-N-A12	
09-50-8130	41695-N-A13	
09-50-8140	41695-N-A14	
09-50-8150	41695-N-A15	
09-50-8160	41695-N-A16	
09-50-8170	41695-N-A17	
09-50-8180	41695-N-A18	
09-50-8190	41695-N-A19	
09-50-8200	41695-N-A20	
09-50-9085	41695-N-A8-2	2
41695-0001	41695-N-A6-3	3

41695

41695-N-BN-*

PART NO.	ENG. NO.	VOIDS
	NOT AVAILABLE	
09-50-8021	41695-N-B2	
09-50-8031	41695-N-B3	
09-50-8041	41695-N-B4	
09-50-8051	41695-N-B5	
09-50-8061	41695-N-B6	
09-50-8071	41695-N-B7	
09-50-8081	41695-N-B8	
09-50-8091	41695-N-B9	
09-50-8101	41695-N-B10	
09-50-8111	41695-N-B11	
09-50-8121	41695-N-B12	
09-50-8131	41695-N-B13	
09-50-8141	41695-N-B14	
09-50-8151	41695-N-B15	
09-50-8161	41695-N-B16	
09-50-8171	41695-N-B17	
09-50-8181	41695-N-B18	
09-50-8191	41695-N-B19	
09-50-8201	41695-N-B20	
09-50-9030	41695-N-B3-2	2
	41695-N-B5-2	2
	41695-N-B9-2	2
	41695-N-B11-2	2
09-50-9121	41695-N-B12-2	2
	41695-N-B14-2	2
09-50-9150	41695-N-B15-14	14
09-50-9060	41695-N-B6-5	5
09-50-9070	41695-N-B7-6	6
09-50-9071	41695-N-B7-2	2
09-50-9040	41695-N-B4-3	3
09-50-9090	41695-N-B9-7	7
	41695-N-B14-13	13
09-50-9136	41695-N-B13-5	5
09-50-9137	41695-N-B13-8	8
09-50-9050	41695-N-B5-51	2,4
09-50-9061	41695-N-B6-3	3
09-50-9080	41695-N-B8-2	2

PART NO.	ENG. NO.	VOIDS

	SEE SHEET 1		SEE SHEET 1
	SEE SHEET 1		SEE SHEET 1
	SEE SHEET 1		SEE SHEET 1
	SEE SHEET 1		SEE SHEET 1
	SEE SHEET 1	D9	SEE SHEET 1
	SEE SHEET 1	D8	SEE SHEET 1
	SEE SHEET 1	D7	SEE SHEET 1
LTR.	REVISIONS	LTR.	REVISIONS

DIMENSIONS SHOWN: METRIC/INCH
UNLESS OTHERWISE SPECIFIED TOLERANCES: ANGULAR ± 1/2°

	INCH	METRIC
3 PLACE	---	---
2 PLACE	---	± ---
1 PLACE	---	± ---

DRAFT ANGLE APPLICABLE MUST REMAIN WITHIN DIMENSIONS

DRW. BY SAMIEC
CHK'D. BY PATEL
APP'D. BY LENZ
SCALE 1:

▽ = 0 ▼ = 0 REVISE ONLY ON CAD SYSTEM

TITLE (3.96)/.156 ℄ CONNECTOR HOUSING FOR KK CRIMP TYPE TERMINAL (2139 AND 6442 IN POLYESTER)

MOLEX INCORPORATED LISLE, ILL. 60532 U.S.A.

SHEET NO. 2 DATE 09/22/86

PART NO. SEE CHARTS DWG. NO. SD- 41695

FILE NAME 54169502

THIS DRAWING CONTAINS INFORMATION THAT IS PROPRIETARY TO MOLEX INC AND SHOULD NOT BE USED WITHOUT WRITTEN PERMISSION.

DIV. KK SIZE D

OPTION CODE E

RAMP WITH RIBS FOR OVER MOLDING

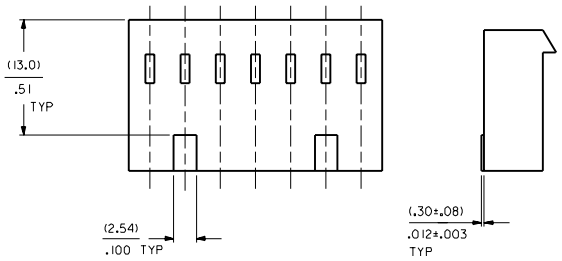

OPTION CODE F

PEG OPTION

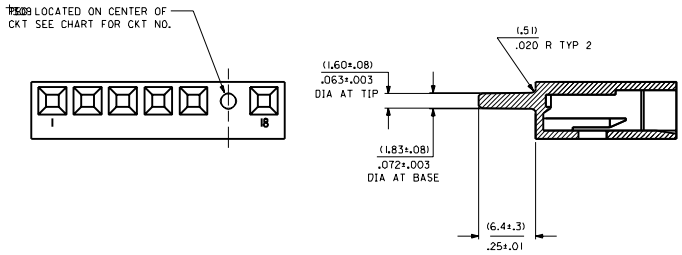

41695

41695-N-DN-*

PART NO.	ENG. NO.	VOIDS
	NOT AVAILABLE	
09-50-8023	41695-N-D2	
09-50-8033	41695-N-D3	
09-50-8043	41695-N-D4	
09-50-8053	41695-N-D5	
09-50-8063	41695-N-D6	
09-50-8073	41695-N-D7	
09-50-8083	41695-N-D8	
09-50-8093	41695-N-D9	
09-50-8103	41695-N-D10	
09-50-8113	41695-N-D11	
09-50-8123	41695-N-D12	
09-50-8133	41695-N-D13	
09-50-8143	41695-N-D14	
09-50-8153	41695-N-D15	
09-50-8163	41695-N-D16	
09-50-8173	41695-N-D17	
09-50-8183	41695-N-D18	
09-50-8193	41695-N-D19	
09-50-8203	41695-N-D20	
	41695-N-D15-12	12
09-50-9053	41695-N-D5-2	2
09-50-9094	41695-N-D9-3	3
09-50-9033	41695-N-D3-2	2
09-50-9043	41695-N-D4-2	2
09-50-9063	41695-N-D6-2	2
09-50-9073	41695-N-D7-2	2
09-50-9044	41695-N-D4-3	3

41695

41695-N-EN-*

PART NO.	ENG. NO.	VOIDS
	NOT AVAILABLE	
09-50-8024	41695-N-E2	
	41695-N-E3	
	41695-N-E4	
	41695-N-E5	
09-50-8064	41695-N-E6	
	41695-N-E7	
	41695-N-E8	
	41695-N-E9	
	41695-N-E10	
	41695-N-E11	
	41695-N-E12	
	41695-N-E13	
	41695-N-E14	
	41695-N-E15	
	41695-N-E16	
	41695-N-E17	
	41695-N-E18	
	41695-N-E19	
	41695-N-E20	
09-50-9032	41695-N-E3-2	2
09-50-9042	41695-N-E4-2	2
09-50-9062	41695-N-E6-2	2
09-50-9072	41695-N-E7-2	2

41695-N-FN-*-*

PART NO.	ENG. NO.	PEG	VOIDS
	41695-N-F7-D	4	
	41695-N-F7-E	5	

	SEE SHEET 1	C5	SEE SHEET 1
	SEE SHEET 1	C4	SEE SHEET 1
	SEE SHEET 1	C3	SEE SHEET 1
	SEE SHEET 1	B16	SEE SHEET 1
	SEE SHEET 1	B15	SEE SHEET 1
E1	SEE SHEET 1	B13	SEE SHEET 1
C8	SEE SHEET 1	B11	SEE SHEET 1
LTR.	REVISIONS	LTR.	REVISIONS

DIMENSIONS SHOWN: METRIC/INCH
UNLESS OTHERWISE SPECIFIED TOLERANCES: ANGULAR ± 1/2°

	INCH	METRIC
3 PLACE	±	
2 PLACE	±	±
1 PLACE		±

DRAFT ANGLE APPLICABLE MUST REMAIN WITHIN DIMENSIONS

DRW. BY SAMIEC
APPD. BY LENZ
CHK'D. BY PATEL
SCALE 1:

▽ = 0 ▼ = 0 REVISE ONLY ON CAD SYSTEM

TITLE
(3.96)/.156Ø CONNECTOR HOUSING
FOR KK CRIMP TYPE TERMINALS
(2139 & 6442 IN POLYESTER)

MOLEX INCORPORATED
LISLE, ILL. 60532 U.S.A.

SHEET NO. 3
DATE 09/01/87

PART NO. SEE CHARTS
DWG. NO. SD-41695

FILE NAME 541695X3

THIS DRAWING CONTAINS INFORMATION THAT IS PROPRIETARY TO MOLEX INC AND SHOULD NOT BE USED WITHOUT WRITTEN PERMISSION.

DIV. KK
SIZE D

41695