

FEATURES AND SPECIFICATIONS

Features and Benefits

- 3, 4, 6, 9, 12 and 15 circuits available
- Pre-assembled
- Intermix of male and female terminals for polarization
- Polarized housing design assures proper mating

Reference Information

Packaging: Bag
 UL File No.: E29179
 CSA File No.: LR19980
 Mates With: Standard .093" receptacles
 Use With: 1840 header as a board-to-board connector
 (contact Inside Sales for details)
 Designed In: Inches

Electrical

Voltage: 250V
 Current: 5.0A max.
 Contact Resistance: 10mΩ max.
 Dielectric Withstanding Voltage: 1500V AC rms

Mechanical

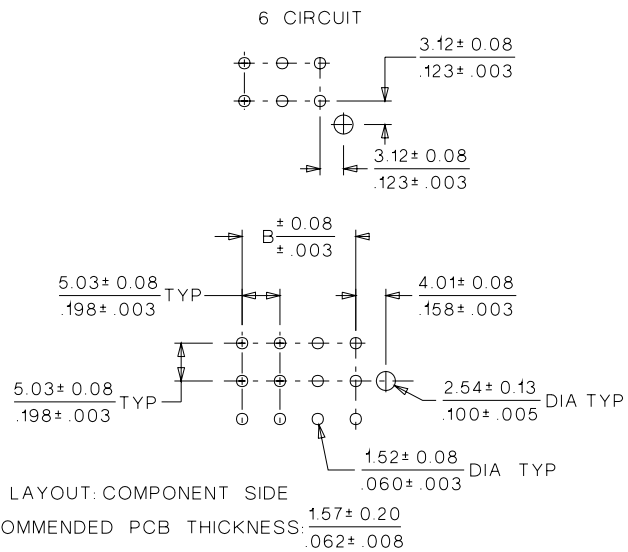
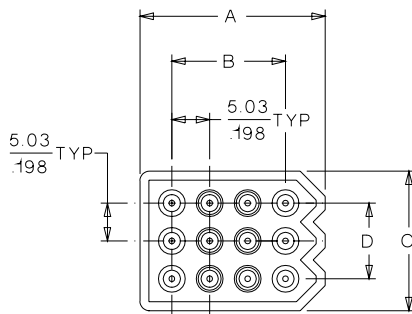
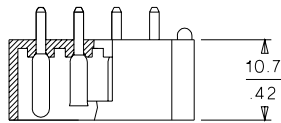
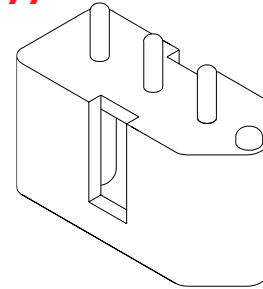
Mating Force: 3.5 lb max.
 Unmating Force: 1.5 lb min.
 Durability: 25 cycles

Physical

Housing: Polyester, UL 94V-0
 Contact: Male—Brass, Female—Phosphor Bronze
 Plating: Electro-Tin
 Temperature: -40 to +105°C

molex® 2.36mm (.093") Diameter .093" Pin and Socket Shrouded Header

3099



Power Connectors

K

ORDERING INFORMATION AND DIMENSIONS

Order No.	Circuits	Terminal Pattern						Order No.	Circuits	Terminal Pattern																		
		1	2	3	4	5	6			1	2	3	4	5	6	7	8	9	10	11	12	13	14	15				
10-18-1031	3	M	B	M				10-18-1049	4	M	F	M	F															
10-18-1032	3	M	M	M				10-18-1050	4	F	F	M	M															
10-18-1033	3	F	M	M				10-18-1040	4	F	M	B	B															
10-18-1034	3	M	F	M				50-29-1041	4	B	B	B	B															
10-18-1035	3	M	M	F				10-18-1061	6	M	M	M	M	M	M													
10-18-1036	3	M	F	B				10-18-1063	6	M	F	M	M	F	M													
10-18-1037	3	M	F	F				38-00-0589	6	F	M	M	M	F	M													
10-18-1038	3	F	F	F				38-00-0590	6	M	M	M	F	M	M													
50-29-1031	3	B	B	B				10-18-1064	6	M	M	M	M	M	F													
10-18-1041	4	M	M	M	M			10-18-1065	6	F	M	M	M	M	M													
10-18-1042	4	F	F	F	F			50-29-1061	6	B	B	B	B	B	B													
10-18-1043	4	F	M	M	M			10-18-1090	9	M	M	M	M	M	M	M	M	M										
10-18-1044	4	M	F	F	F			50-29-1409	9	B	B	B	B	B	B	B	B	B										
10-18-1045	4	M	M	F	F			10-18-1120	12	M	M	M	M	M	M	M	M	M	M	M	M							
10-18-1046	4	M	M	M	F			50-29-1412	12	B	B	B	B	B	B	B	B	B	B	B	B							
10-18-1047	4	M	F	M	M			10-18-1150	15	M	M	M	M	M	M	M	M	M	M	M	M	M	M	M	M	M	M	M
10-18-1048	4	M	M	F	M			50-29-1415	15	B	B	B	B	B	B	B	B	B	B	B	B	B	B	B	B	B	B	B

Order No	Dimension			
	A	B	C	D
3099-3	19.60 (.770)	10.06 (.396)	8.50 (.340)	
3099-4	24.60 (.970)	15.09 (.594)	8.50 (.340)	
3099-6	13.70 (.540)	5.03 (1.98)	18.80 (.740)	10.06 (.396)
3099-9	19.60 (.770)	10.06 (.396)	18.50 (.730)	10.06 (.396)
3099-12	24.80 (.980)	15.09 (.594)	18.80 (.740)	10.06 (.396)
3099-15	29.80 (1.17)	20.12 (.792)	18.80 (.740)	10.06 (.396)

Assembly Tooling*	
Description	Order No.
Arbor Press with Universal Tool Kit	11-20-1172
Order No. for Loose Terminals	
Male	16-06-0002
Female	43080-0001

* Used for assembling blank housings and loose terminals

M = Male terminal, F = Female terminal, B = Blank, no terminal