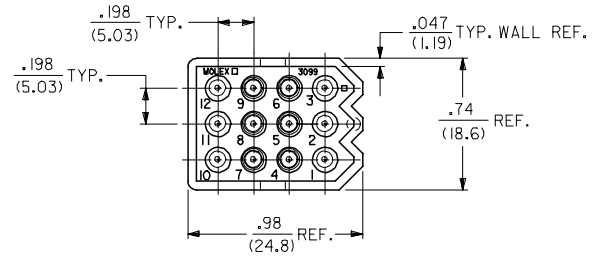
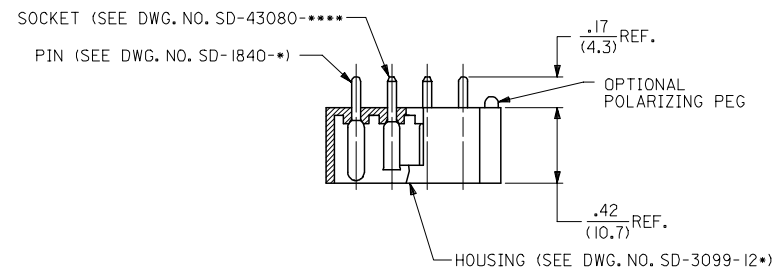
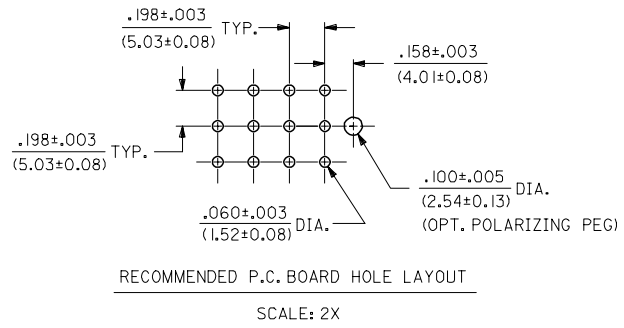


	13	12	11	10	9	8	7	6	5	4	3	2	1							
	PART NO.	ENG. NUMBER	LOCATION (SEE CHART)	MAT'L	POLAR. PEG	PLATING (SEE CHART)	TERMINAL LOCATION CHART (M=MALE, F=FEMALE, B=BLANK)						PLATING CODE	PLATING						
J	10-18-1120	A-3099-1201	A	V-0	YES	B	CIRCUIT LOCATION						A	UNPLATED	J					
	10-18-1121	A-3099-1202	B	V-0	YES	B	TERM. LOC. CODE	1	2	3	4	5	6	7	8	9	10	11	12	
	10-18-1122	A-3099-1203	C	V-0	YES	B	A	M	M	M	M	M	M	M	M	M	M	M	M	
I							B	M	M	F	M	M	M	M	M	M	M	M	M	
							C	F	F	F	F	F	F	F	F	F	F	F	F	
H																				
G																				
F																				
E																				
D																				
C																				
B																				
A																				



- MATERIAL:
HOUSING: UNFILLED POLYESTER, 94V-0, COLOR-BLACK
PIN TERMINAL: CARTRIDGE BRASS
SOCKET TERMINAL: PHOSPHOR BRONZE
- FINISH: SEE TABLE
- PRODUCT SPECIFICATION: N/A
- PACKAGING SPECIFICATION: N/A
- MATES WITH MOLEX 1490 RECEPTACLES AND .093(2.36) SERIES TERMINALS
- ASSEMBLIES TO BE MOUNTED ON SUPPORTED EDGE OF P.C. BOARD
- WHERE MALE TERMINALS ARE USED, MATING CONNECTOR TO USE FEMALE TERMINAL WITH CLOSED SLOT IN BARREL.

UPDATE PLATING EC NO: UCP2006-2825 DRAWN/PR/DOR 2006/06/08 CHKD: AEL/HAG 2006/06/09 APPR: FSM/TH 2006/06/12	QUALITY SYMBOLS =0 =0	GENERAL TOLERANCES (UNLESS SPECIFIED)		DIMENSION STYLE IN/MM		SCALE 2:1	DESIGN UNITS INCH	THIRD ANGLE PROJECTION	
		mm	INCH	DRAWN BY GEP	DATE 1989/05/25	TITLE			
E2	DESCRIPTION	4 PLACES ± --- ± ---	3 PLACES ± --- ± .010	CHECKED BY RW	DATE 1989/05/25	CONNECTOR ASSEMBLY ENCLOSED WAFER 12 CIRCUIT			
		2 PLACES ± 0.25 ± .014	1 PLACE ± 0.35 ± ---	APPROVED BY RAS	DATE 1989/05/25				
DRAFT WHERE APPLICABLE MUST REMAIN WITHIN DIMENSIONS		ANGULAR ±1/2°		MATERIAL NO. SEE CHART		DOCUMENT NO. SDA-3099-12**		SHEET NO. 1 OF 1	
THIS DRAWING CONTAINS INFORMATION THAT IS PROPRIETARY TO MOLEX INCORPORATED AND SHOULD NOT BE USED WITHOUT WRITTEN PERMISSION									