

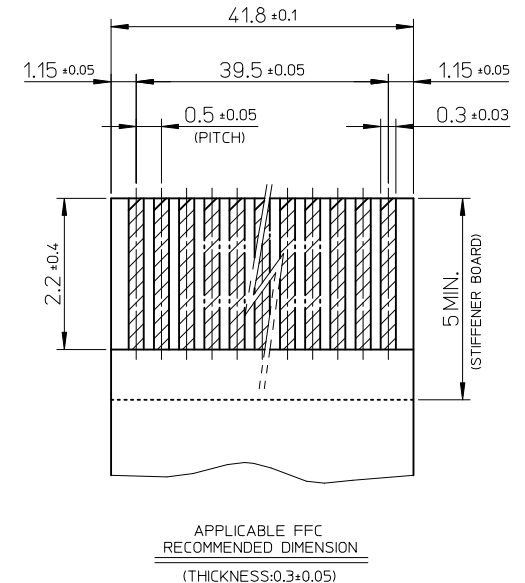
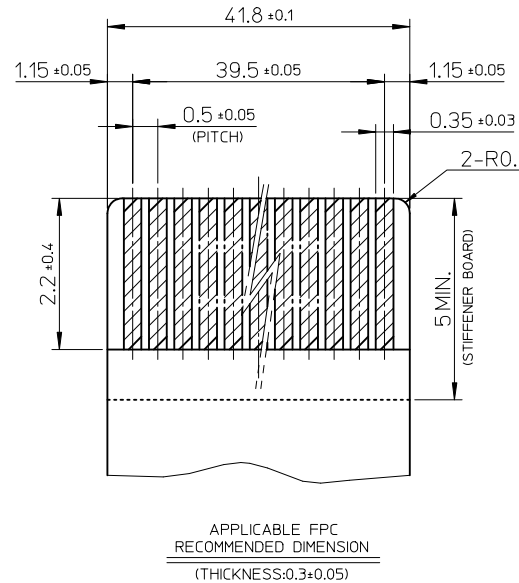
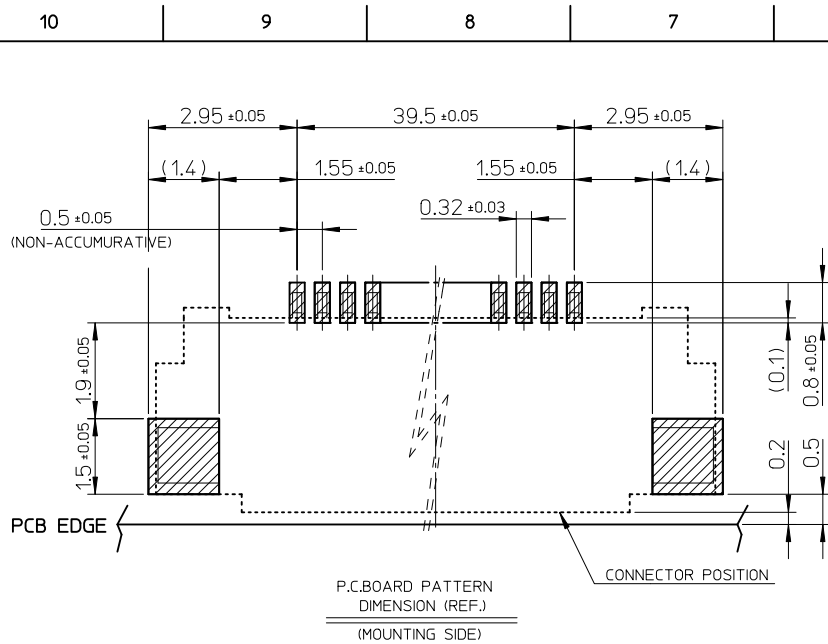
104114-8017 80
ORDER NO. CKT

NEW RELEASED EC NO: KOR2012-0054 DRWN: JHLEE05 2011/12/06 CHKD: KSKIM 2011/12/06 APPR: YUNSIKKIM 2011/12/29	QUALITY SYMBOLS	DESCRIPTION
	▽=0	
	⊕=0	
	REV	

GENERAL TOLERANCES (UNLESS SPECIFIED)	mm	INCH
4 PLACES	± ---	± ---
3 PLACES	± 0.20	± ---
2 PLACES	± 0.25	± ---
1 PLACE	± 0.3	± ---
ANGULAR ± 1 °		
DRAFT WHERE APPLICABLE MUST REMAIN WITHIN DIMENSIONS		

DIMENSION STYLE		SCALE	DESIGN UNITS
MM ONLY		5:1	METRIC
DRAWN BY	DATE	TITLE	
JHLEE05	2011/12/06	0.5MM FPC/FFC FRONTFLIP SLIM CNT 80P (H=1.5) HOUSING ASS'Y	
CHECKED BY	DATE	MOLEX INCORPORATED	
KSKIM	2011/12/06	DOCUMENT NO. SD-104114-001	
APPROVED BY	DATE	SHEET NO. 1 OF 3	
YUNSIKKIM	2011/12/29		
MATERIAL NO.		SEE TABLE	

THIRD ANGLE PROJECTION	
SIZE A3	
THIS DRAWING CONTAINS INFORMATION THAT IS PROPRIETARY TO MOLEX INCORPORATED AND SHOULD NOT BE USED WITHOUT WRITTEN PERMISSION	



NOTES

1. MATERIAL

HOUSING	LIQUID CRYSTAL POLYMER GLASS FILLED,UL94V-0(NATURAL)
ACTUATOR	POLYPHENYLENE SULFIDE GLASS FILLED,UL94V-0(BLACK)
TERMINAL	PHOSPHOR BRONZE
FITTING NAIL	PHOSPHOR BRONZE

2. PLATING

- TERMINAL : SELECTIVE GOLD[Au] OVER NICKEL[Ni] PLATING.
- CONTACT AREA : GOLD[Au] 0.1 MICROMETER MIN. OVER NICKEL[Ni] 1.0 MICROMETER MIN.(UNDER PLATING)
- SOLDER AREA : GOLD[Au] 0.05 MICROMETER MIN. OVER NICKEL[Ni] 1.0 MICROMETER MIN.(UNDER PLATING)
- FITTING NAIL : TIN[Sn] OVER NICKEL[Ni] PLATING.
- Tin[Sn] 1~3 MICROMETER.
- NICKEL[Ni] 1~3 MICROMETER (UNDER PLATING)

3. PRODUCT SPECIFICATION : PS-104114-001

PACKING SPECIFICATION : PK-104114-001

4. ACTUATOR IS CLOSED IN THE EMBOSSED PACKING

- △ FITTING NAIL FOR PREVENTION OF PEELING OF PCB PATTERN.
- △ R0.3 MUST NOT BE OVERLAPPED TO PATTERN OF FPC.
- 7. COPLANARITY IS 0.08MAX.

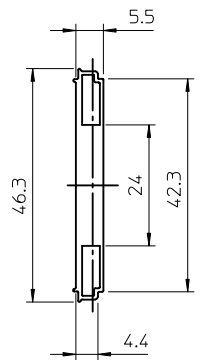
ABOUT FPC/FFC

RECOMMENDED PUNCHER DIRECTION : FROM CONDUCTOR SIDE TO STIFFENER FILM SIDE.
RECOMMENDED CONDUCTOR THICKNESS OF SOFT COPPER FOIL : 35 μm OR 50 μm.

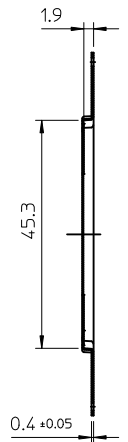
RECOMMENDED MATERIAL/THICKNESS.
STIFFENER FILM : POLYIMIDE
BONDING AGENT : THERMOSETTING BONDING AGENT
BASE FILM THICKNESS : 25 μm

PLEASE PUT APPROPRIATE AMOUNT OF ADHESIVE ON THE CONTACT AREA BECAUSE THE EXTRA ADHESIVE MAY CAUSE THE DEFECT IN ELECTRICAL CONTINUITY.

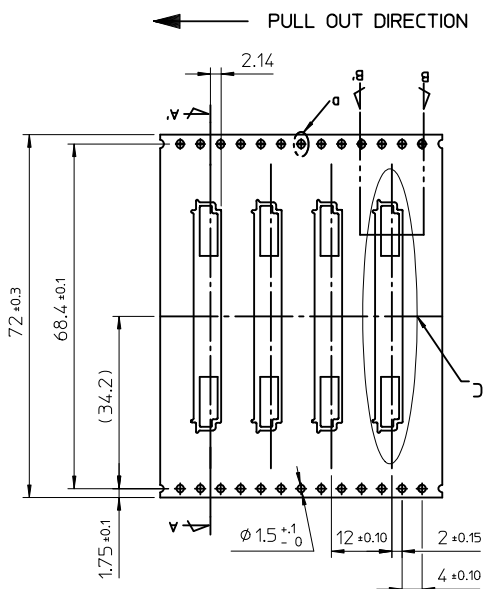
NEW RELEASED EC NO: KOR2012-0054 DRWN: JHLEE05 2011/12/06 CHKD: KSKIM 2011/12/06 APPR: YUNSIKKIM 2011/12/29	QUALITY SYMBOLS ▽=0 ◻=0	GENERAL TOLERANCES (UNLESS SPECIFIED)		DIMENSION STYLE	SCALE	DESIGN UNITS	THIRD ANGLE PROJECTION	
				MM ONLY	5:1	METRIC		
			mm	INCH	DRAWN BY	DATE	TITLE	
		4 PLACES	± ---	± ---	JHLEE05	2011/12/06	0.5MM FPC/FFC FRONTFLIP SLIM CNT 80P (H=1.5) HOUSING ASS'Y	
3 PLACES	± 0.20	± ---	CHECKED BY	DATE	MOLEX INCORPORATED			
2 PLACES	± 0.25	± ---	KSKIM	2011/12/06	DOCUMENT NO.			
1 PLACE	± 0.3	± ---	APPROVED BY	DATE	SHEET NO.			
ANGULAR ± 1 °		YUNSIKKIM		2011/12/29	1041148017		SD-104114-001	
DRAFT WHERE APPLICABLE MUST REMAIN WITHIN DIMENSIONS		MATERIAL NO.		1041148017		2 OF 3		
		SIZE		THIS DRAWING CONTAINS INFORMATION THAT IS PROPRIETARY TO MOLEX INCORPORATED AND SHOULD NOT BE USED WITHOUT WRITTEN PERMISSION				



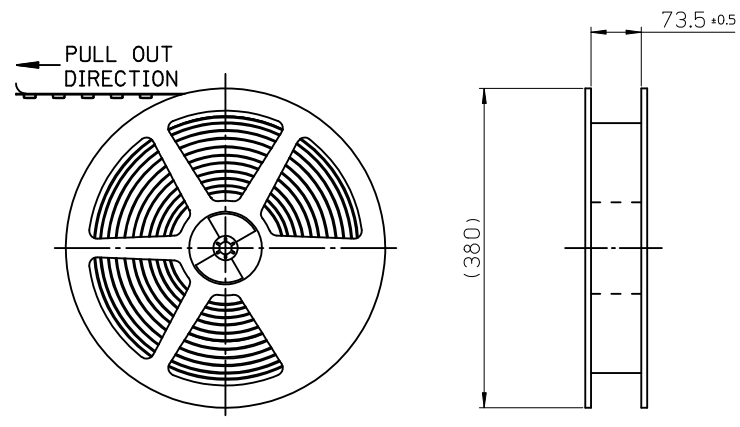
DETAIL C



SECTION A-A



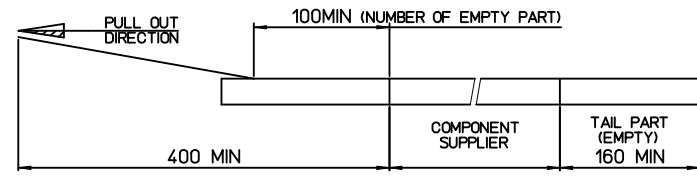
72MM WIDTH CARRIER TAPE



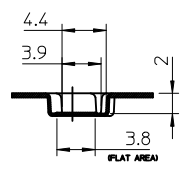
PLASTIC BOBBIN

NOTES

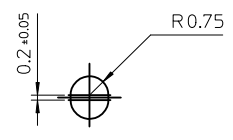
- 1. QUANTITY OF CONNECTORS : 3000PCS/REEL
- 2. LEAD LENGTH



3. THIS PRODUCT IS HALOGEN FREE (LV.2)

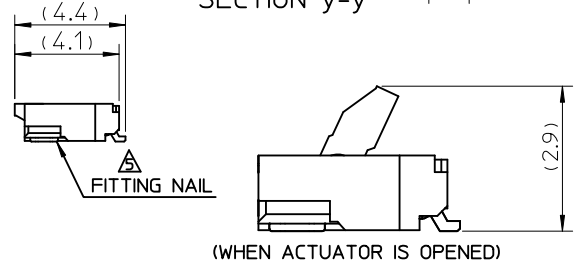
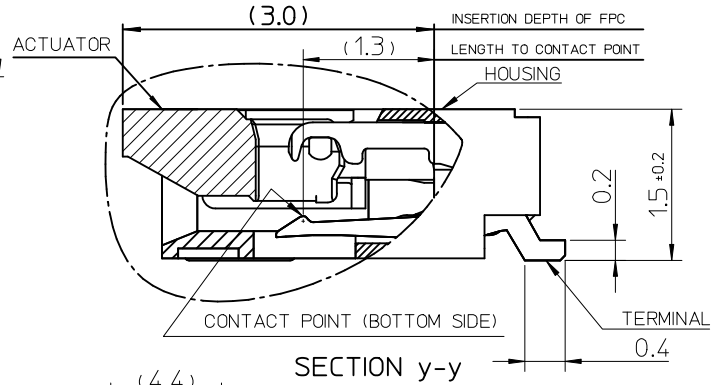
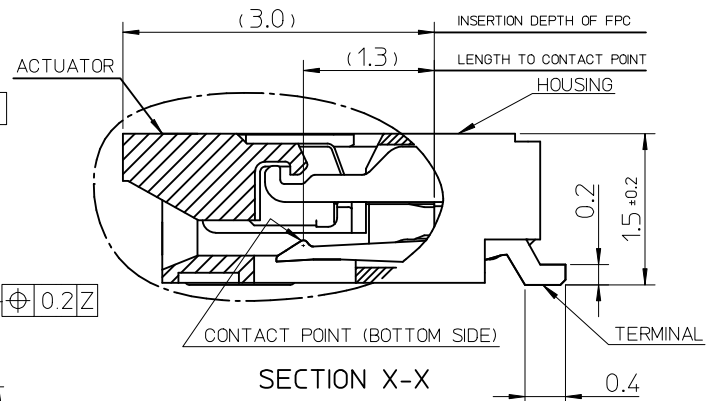
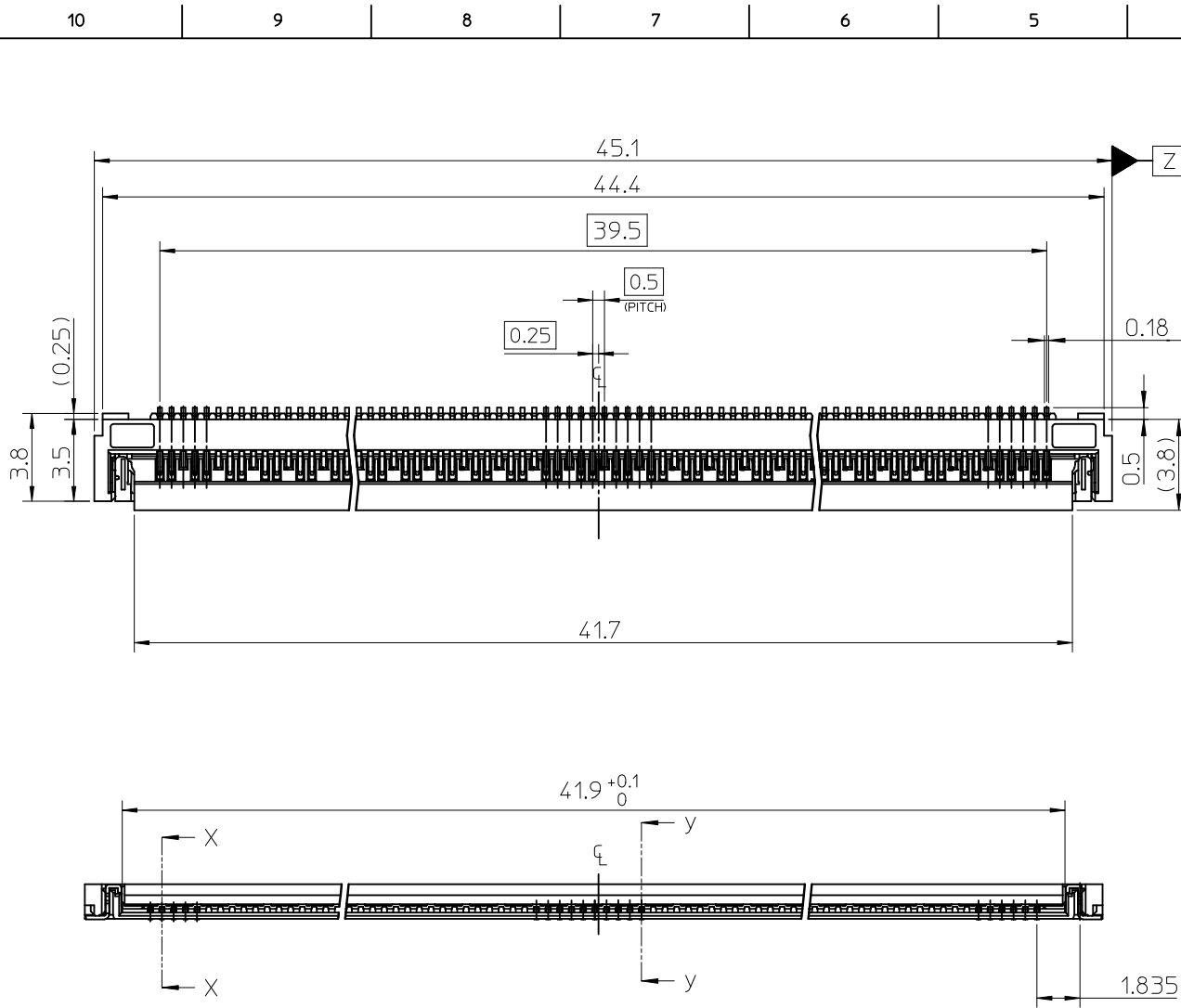


SECTION B-B



DETAIL D

NEW RELEASED EC NO: KOR2012-0054 DRWN: JHLEE05 2011/12/06 CHKD: KSK IM 2011/12/06 APPR: YUNSIKKIM 2011/12/29	QUALITY SYMBOLS ▽=0 ◻=0	GENERAL TOLERANCES (UNLESS SPECIFIED)		DIMENSION STYLE	SCALE	DESIGN UNITS	THIRD ANGLE PROJECTION		
				MM ONLY	1:1	METRIC			
			mm	INCH	DRAWN BY	DATE	TITLE		
		4 PLACES	± ---	± ---	JHLEE05	2011/12/06	0.5MM FPC/FFC FRONTFLIP SLIM CNT 80P (H=1.5) HOUSING ASS'Y		
3 PLACES	± 0.20	± ---	CHECKED BY	DATE	MOLEX INCORPORATED				
2 PLACES	± 0.25	± ---	KSKIM	2011/12/06	DOCUMENT NO.				
1 PLACE	± 0.3	± ---	APPROVED BY	DATE	SHEET NO.				
ANGULAR ± 1 °		YUNSIKKIM		2011/12/29	3 OF 3				
DRAFT WHERE APPLICABLE MUST REMAIN WITHIN DIMENSIONS		MATERIAL NO.		THIS DRAWING CONTAINS INFORMATION THAT IS PROPRIETARY TO MOLEX INCORPORATED AND SHOULD NOT BE USED WITHOUT WRITTEN PERMISSION					
		1041148017		SD-104114-001					
		SIZE A3							



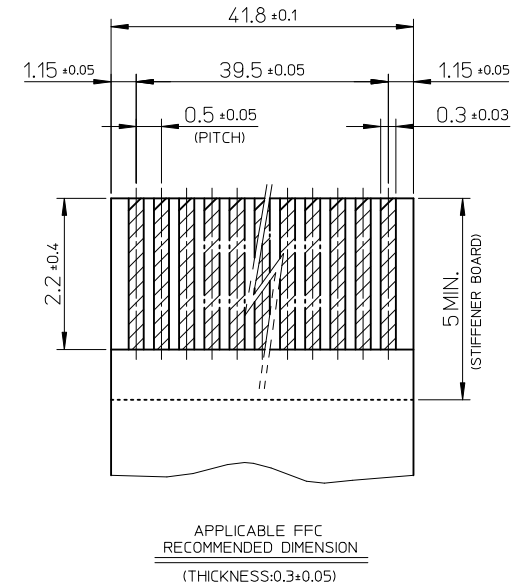
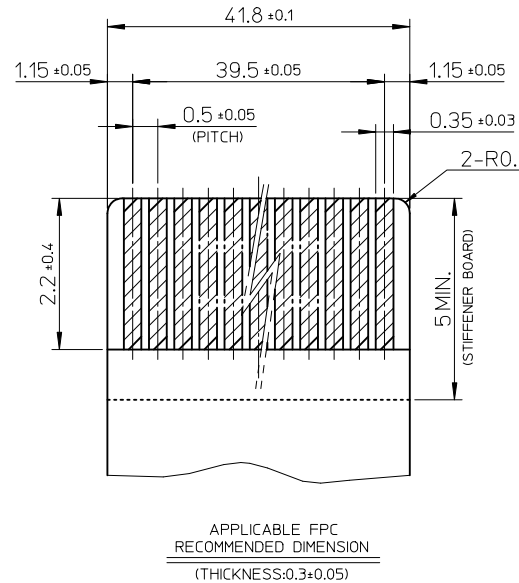
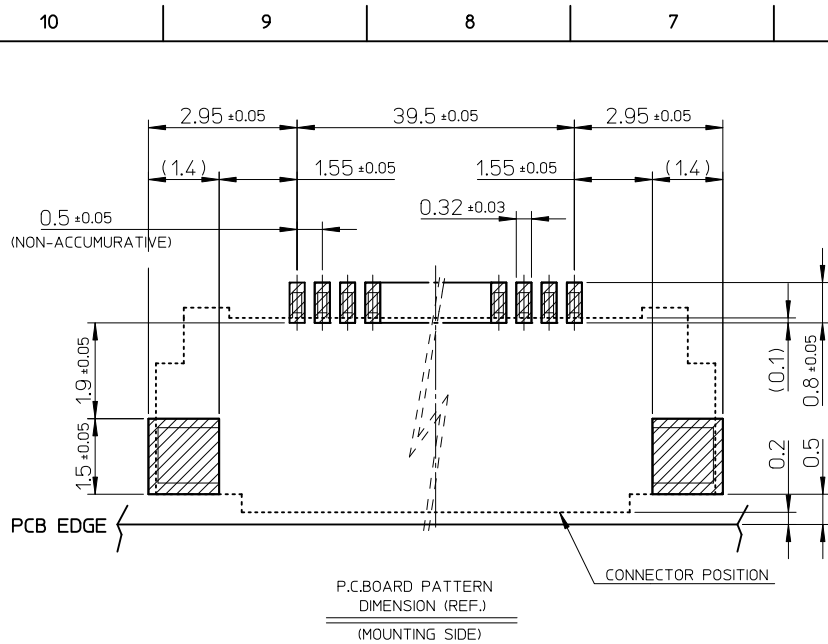
104114-8017 80
ORDER NO. CKT

NEW RELEASED EC NO: KOR2012-0054 DRWN: JHLEE05 2011/12/06 CHKD: KSKIM 2011/12/06 APPR: YUNSIKKIM 2011/12/29	QUALITY SYMBOLS	DESCRIPTION
	▽=0	
	⊕=0	
	REV	

GENERAL TOLERANCES (UNLESS SPECIFIED)	mm	INCH
4 PLACES	± ---	± ---
3 PLACES	± 0.20	± ---
2 PLACES	± 0.25	± ---
1 PLACE	± 0.3	± ---
ANGULAR ± 1 °		
DRAFT WHERE APPLICABLE MUST REMAIN WITHIN DIMENSIONS		

DIMENSION STYLE		SCALE	DESIGN UNITS
MM ONLY		5:1	METRIC
DRAWN BY	DATE	TITLE	
JHLEE05	2011/12/06	0.5MM FPC/FFC FRONTFLIP SLIM CNT 80P (H=1.5) HOUSING ASS'Y	
CHECKED BY	DATE	MOLEX INCORPORATED	
KSKIM	2011/12/06	MATERIAL NO. SD-104114-001	
APPROVED BY	DATE	SHEET NO. 1 OF 3	
YUNSIKKIM	2011/12/29	SEE TABLE	

THIRD ANGLE PROJECTION	
MOLEX INCORPORATED	
DOCUMENT NO.	SHEET NO.
SD-104114-001	1 OF 3



NOTES

1. MATERIAL

HOUSING	LIQUID CRYSTAL POLYMER GLASS FILLED,UL94V-0(NATURAL)
ACTUATOR	POLYPHENYLENE SULFIDE GLASS FILLED,UL94V-0(BLACK)
TERMINAL	PHOSPHOR BRONZE
FITTING NAIL	PHOSPHOR BRONZE

2. PLATING

- TERMINAL : SELECTIVE GOLD[Au] OVER NICKEL[Ni] PLATING.
- CONTACT AREA : GOLD[Au] 0.1 MICROMETER MIN. OVER NICKEL[Ni] 1.0 MICROMETER MIN.(UNDER PLATING)
- SOLDER AREA : GOLD[Au] 0.05 MICROMETER MIN. OVER NICKEL[Ni] 1.0 MICROMETER MIN.(UNDER PLATING)
- FITTING NAIL : TIN[Sn] OVER NICKEL[Ni] PLATING.
- Tin[Sn] 1~3 MICROMETER.
- NICKEL[Ni] 1~3 MICROMETER (UNDER PLATING)

3. PRODUCT SPECIFICATION : PS-104114-001

PACKING SPECIFICATION : PK-104114-001

4. ACTUATOR IS CLOSED IN THE EMBOSSED PACKING

- △ FITTING NAIL FOR PREVENTION OF PEELING OF PCB PATTERN.
- △ R0.3 MUST NOT BE OVERLAPPED TO PATTERN OF FPC.
- 7. COPLANARITY IS 0.08MAX.

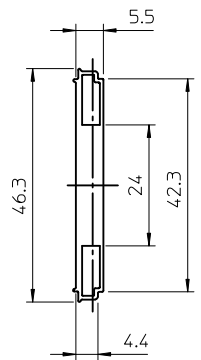
ABOUT FPC/FFC

RECOMMENDED PUNCHER DIRECTION : FROM CONDUCTOR SIDE TO STIFFENER FILM SIDE.
RECOMMENDED CONDUCTOR THICKNESS OF SOFT COPPER FOIL : 35 μm OR 50 μm.

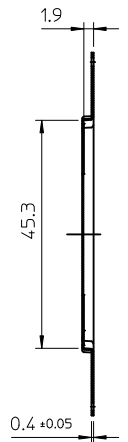
RECOMMENDED MATERIAL/THICKNESS.
STIFFENER FILM : POLYIMIDE
BONDING AGENT : THERMOSETTING BONDING AGENT
BASE FILM THICKNESS : 25 μm

PLEASE PUT APPROPRIATE AMOUNT OF ADHESIVE ON THE CONTACT AREA BECAUSE THE EXTRA ADHESIVE MAY CAUSE THE DEFECT IN ELECTRICAL CONTINUITY.

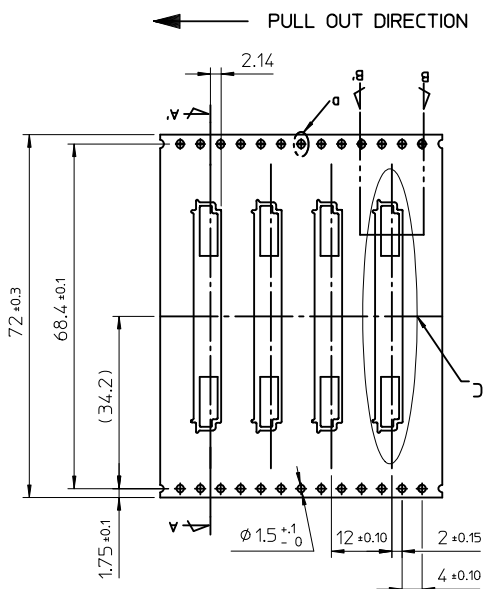
<p>NEW RELEASED EC NO: KOR2012-0054 DRWN: JHLEE05 2011/12/06 CHKD: KSKIM 2011/12/06 APPR: YUNSIKKIM 2011/12/29</p>	<p>QUALITY SYMBOLS ▽=0 ◻=0</p>	<p>GENERAL TOLERANCES (UNLESS SPECIFIED)</p>		<p>DIMENSION STYLE MM ONLY</p>	<p>SCALE 5:1</p>	<p>DESIGN UNITS METRIC</p>	<p>THIRD ANGLE PROJECTION</p>																										
		<table border="1"> <tr> <th></th> <th>mm</th> <th>INCH</th> </tr> <tr> <td>4 PLACES</td> <td>± ---</td> <td>± ---</td> </tr> <tr> <td>3 PLACES</td> <td>± 0.20</td> <td>± ---</td> </tr> <tr> <td>2 PLACES</td> <td>± 0.25</td> <td>± ---</td> </tr> <tr> <td>1 PLACE</td> <td>± 0.3</td> <td>± ---</td> </tr> </table>		mm	INCH	4 PLACES	± ---	± ---	3 PLACES	± 0.20	± ---	2 PLACES	± 0.25	± ---	1 PLACE	± 0.3	± ---	<table border="1"> <tr> <th>DRAWN BY</th> <th>DATE</th> </tr> <tr> <td>JHLEE05</td> <td>2011/12/06</td> </tr> <tr> <th>CHECKED BY</th> <th>DATE</th> </tr> <tr> <td>KSKIM</td> <td>2011/12/06</td> </tr> <tr> <th>APPROVED BY</th> <th>DATE</th> </tr> <tr> <td>YUNSIKKIM</td> <td>2011/12/29</td> </tr> </table>	DRAWN BY	DATE	JHLEE05	2011/12/06	CHECKED BY	DATE	KSKIM	2011/12/06	APPROVED BY	DATE	YUNSIKKIM	2011/12/29	<p>TITLE 0.5MM FPC/FFC FRONTFLIP SLIM CNT 80P (H=1.5) HOUSING ASS'Y</p>		
			mm	INCH																													
		4 PLACES	± ---	± ---																													
3 PLACES	± 0.20	± ---																															
2 PLACES	± 0.25	± ---																															
1 PLACE	± 0.3	± ---																															
DRAWN BY	DATE																																
JHLEE05	2011/12/06																																
CHECKED BY	DATE																																
KSKIM	2011/12/06																																
APPROVED BY	DATE																																
YUNSIKKIM	2011/12/29																																
<p>ANGULAR ± 1 °</p>		<p>MATERIAL NO. 1041148017</p>	<p>DOCUMENT NO. SD-104114-001</p>	<p>SHEET NO. 2 OF 3</p>																													
<p>DRAFT WHERE APPLICABLE MUST REMAIN WITHIN DIMENSIONS</p>		<p>SIZE A3</p>	<p>THIS DRAWING CONTAINS INFORMATION THAT IS PROPRIETARY TO MOLEX INCORPORATED AND SHOULD NOT BE USED WITHOUT WRITTEN PERMISSION</p>																														



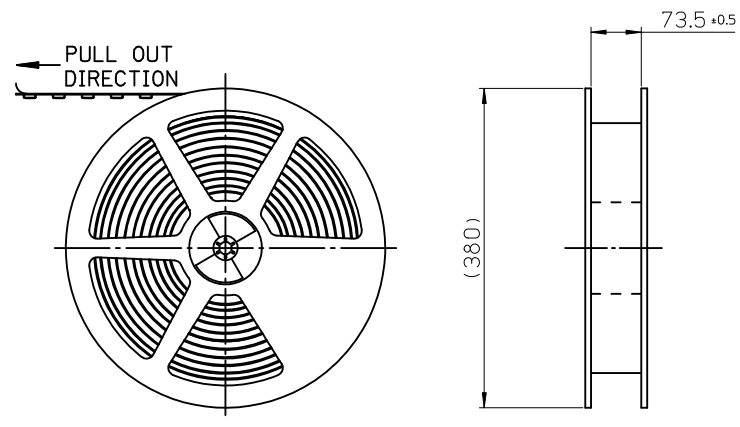
DETAIL C



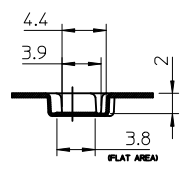
SECTION A-A



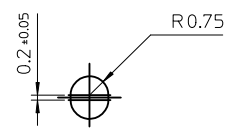
72MM WIDTH CARRIER TAPE



PLASTIC BOBBIN



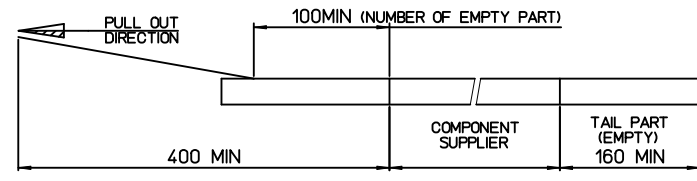
SECTION B-B



DETAIL D

NOTES

- 1. QUANTITY OF CONNECTORS : 3000PCS/REEL
- 2. LEAD LENGTH



3. THIS PRODUCT IS HALOGEN FREE (LV.2)

NEW RELEASED EC NO: KOR2012-0054 DRWN: JHLEE05 2011/12/06 CHKD: KSKIM 2011/12/06 APPR: YUNSIKKIM 2011/12/29	QUALITY SYMBOLS ▽=0 ◻=0	GENERAL TOLERANCES (UNLESS SPECIFIED)		DIMENSION STYLE	SCALE	DESIGN UNITS	THIRD ANGLE PROJECTION		
				MM ONLY	1:1	METRIC			
			mm	INCH	DRAWN BY	DATE	TITLE		
		4 PLACES	± ---	± ---	JHLEE05	2011/12/06	0.5MM FPC/FFC FRONTFLIP SLIM CNT 80P (H=1.5) HOUSING ASS'Y		
3 PLACES	± 0.20	± ---	CHECKED BY	DATE	MOLEX INCORPORATED				
2 PLACES	± 0.25	± ---	KSKIM	2011/12/06	DOCUMENT NO.				
1 PLACE	± 0.3	± ---	APPROVED BY	DATE	SHEET NO.				
ANGULAR ± 1 °		YUNSIKKIM		2011/12/29	3 OF 3				
DRAFT WHERE APPLICABLE MUST REMAIN WITHIN DIMENSIONS		MATERIAL NO.		THIS DRAWING CONTAINS INFORMATION THAT IS PROPRIETARY TO MOLEX INCORPORATED AND SHOULD NOT BE USED WITHOUT WRITTEN PERMISSION					
		1041148017		SD-104114-001					