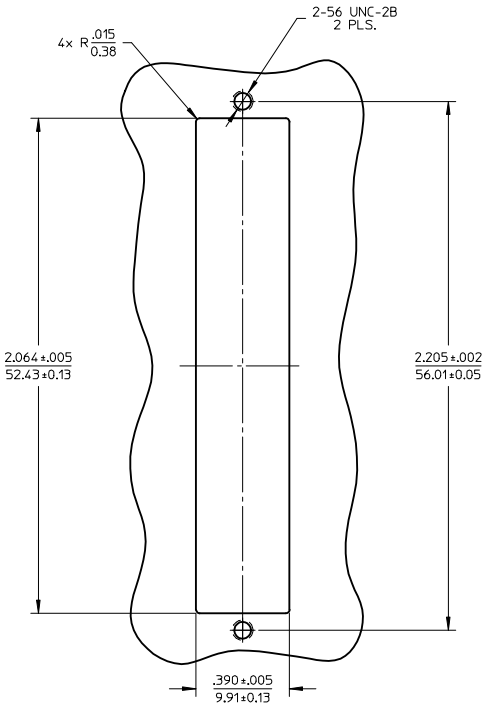
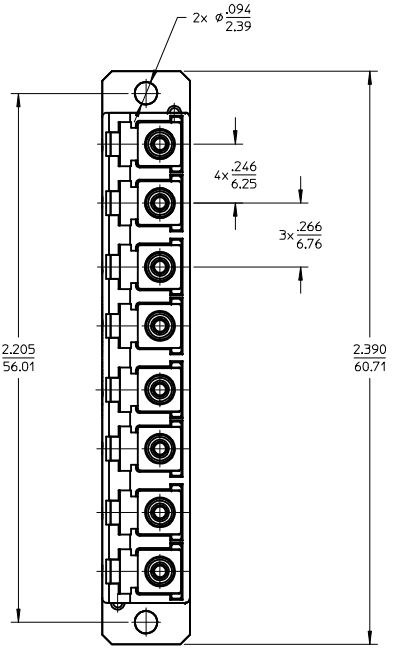
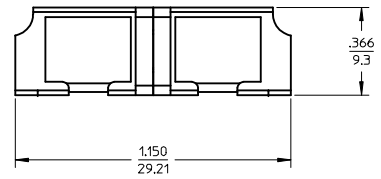
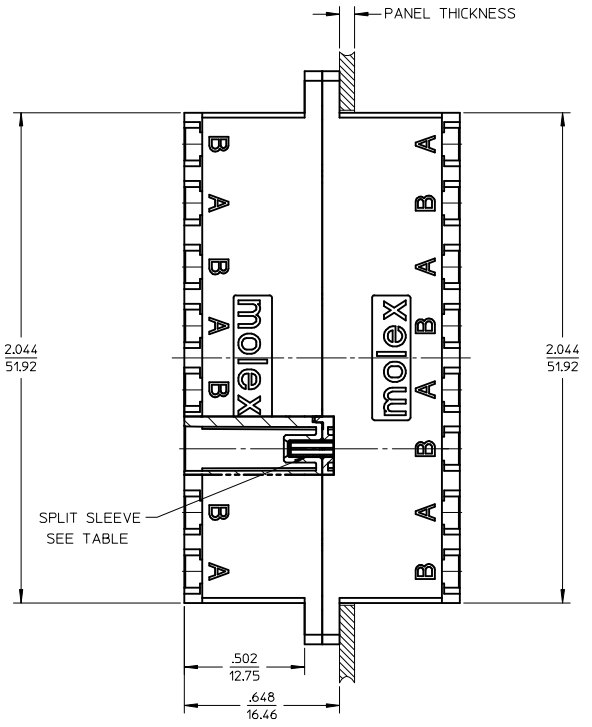
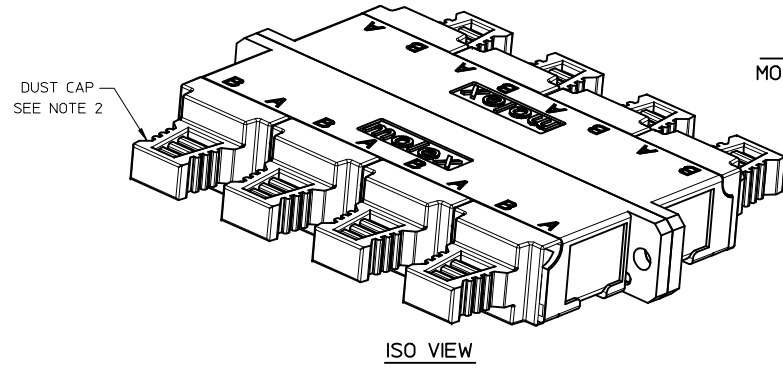


| LC 8 PORT ADAPTER | | SPLIT SLEEVE |
|-------------------|-------|-----------------|
| P/N | COLOR | MATERIAL |
| 106121-0200 | BLUE | CERAMIC |
| 106121-0201 | GREEN | |
| 106121-0202 | BEIGE | PHOSPHOR BRONZE |
| 106121-0203 | AQUA | |



RECOMMENDED
MOUNTING PATTERN



NOTES:
1. ALL DIMENSIONS ARE FOR REFERENCE.
2. DUST CAPS SHOWN IN ISO VIEW ONLY.

| | | | | | | | | | |
|--|--------------------------------------|---|---|---------------------------------|----------------------------------|--|------------------------|--|--|
| ENTER DESCRIPTION EC NO: MF2015-0403 DRWNSDX:IE 2015/06/11 CHKD: APPR:WCHEN 2015/09/25 REV: | QUALITY SYMBOLS ▽=0 ▽=0 | GENERAL TOLERANCES (UNLESS SPECIFIED) | | DIMENSION STYLE IN/MM | SCALE 2.5:1 | DESIGN UNITS INCH | THIRD ANGLE PROJECTION | | |
| | | 4 PLACES ± --- ± --- 3 PLACES ± --- ± --- 2 PLACES ± --- ± --- 1 PLACE ± --- ± --- | mm INCH ± --- ± --- ± --- ± --- ± --- ± --- ± --- ± --- | DRAWN BY YBELENKIY | DATE 2011/09/06 | TITLE LC 8 PORT ADAPTER SCREW MOUNT | | | |
| | | APPROVED BY WCHEN | | DATE 2012/02/06 | MATERIAL NO. SEE TABLE | | | | |
| | | DRAFT WHERE APPLICABLE MUST REMAIN WITHIN DIMENSIONS | | SIZE C | | MOLEX INCORPORATED DOCUMENT NO. SD-106121-0200 SHEET NO. 1 OF 1 | | | |