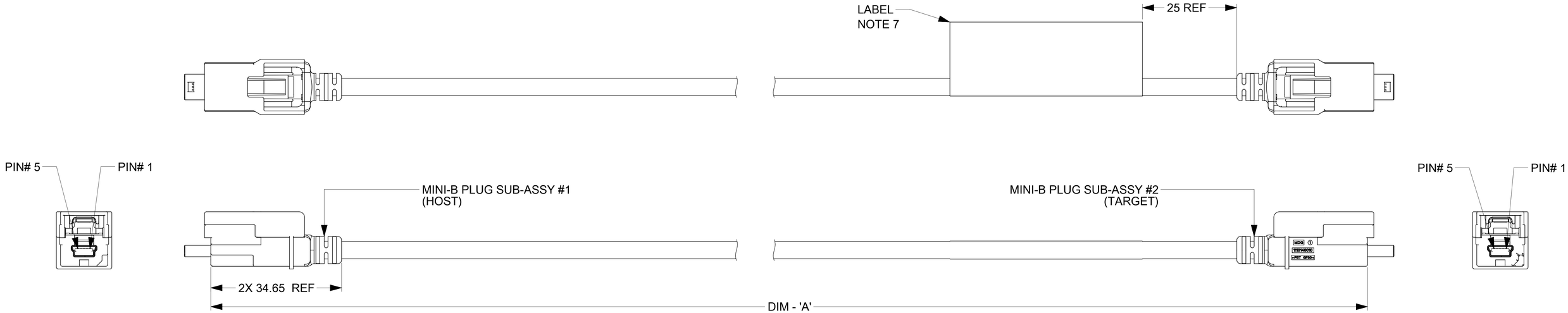

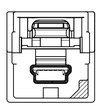

POL-A, BLACK
111014-9000

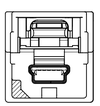

POL-B, GRAY
111014-9001

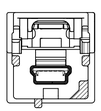

POL-C, BROWN
111014-9010

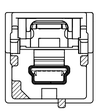

POL-D, GREEN
111014-9011

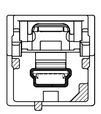

POL-C, BLACK
111014-9002

MOLEX MAT. NO.	MINI-B POLARIZATION		DIM "A"	CUSTOMER PART NO.
	MINI-B PLUG #1 (HOST)	MINI-B PLUG #2 (TARGET)		
® 111014-5000	A	A	500±10	PP207013
111014-5001	A	B	500±10	
111014-5003	B	B	500±10	
111014-5016	B	B	2620±10	
111014-5017	A	A	1500±10	
111014-5018	A	B	1000±10	
111014-5019	A	B	1240±10	
111014-5021	A	B	570±10	
111014-5022	A	B	715±10	
111014-5024	A	B	1640±10	
111014-5025	A	B	1225±10	
111014-5027	A	B	2000±20	
111014-5028	C (BROWN)	B	2000±20	
111014-5029	D	B	2000±20	
111014-5030	C (BROWN)	C (BROWN)	2000±20	
111014-5031	A	A	3000±30	
111014-5032	D	D	2000±20	
111014-5033	D	D	3000±30	
111014-5034	A	A	305±10	
111014-5035	B	B	4800±20	
111014-5038	A	C (BLACK)	500±10	
111014-5039	B	B	300±10	

WIRING DIAGRAM

SIGNAL NAME	CONTACT #	MINI-B PLUG #1 (HOST)	MINI-B PLUG #2 (TARGET)	CONTACT #	SIGNAL NAME
		WIRE COLORS	WIRE COLORS		
VBUS	1	RED	RED	1	VBUS
D-	2	WHITE	WHITE	2	D-
D+	3	GREEN	GREEN	3	D+
NO CONNECT	4	NO CONNECT		4	NO CONNECT
GND	5	BLACK	BLACK	5	GND
CABLE BRAID	SHELL	BRAID TO SHELL TERMINATION		SHELL	CABLE BRAID

CUSTOMER P/N
MOLEX P/N REV YYYYMMDDX
Made in 'Country of Origin'

MOLEX LOGO

MOLEX P/N REV YYYYMMDDX
CUSTOMER P/N

LABEL FORMAT

LAST LETTER OF DATE CODE "X" = PRODUCTION SHIFT CODE.
BAR CODE = MOLEX MATERIAL NUMBER.
Country of Origin = NAME OF COUNTRY OF MANUFACTURING PLANT.

NOTES:

1. PART MUST CONFORM TO THE ELECTRICAL CONNECTION SYSTEM DESIGN SPECIFICATION (SDS) VER 13, DATED 06-APR-06; TEMP CLASS "-40~85°C".
2. UNLESS OTHERWISE SPECIFIED, PART MUST CONFORM TO THE LATEST LEVEL OF SAE/USCAR-30 AND USB 2.0.
3. ALL PLASTIC PARTS MUST HAVE MATERIAL IDENTIFICATION SYMBOLS CLEARLY MARKED, WHEREVER PACKAGE SIZE PERMITS.
4. GENERAL TOLERANCES: ±0.25 ALL ONE PLACE DIMENSIONS, ±0.15 ALL TWO PLACE DIMENSIONS, AND ±0.5° ALL ANGULAR DIMENSIONS.
5. 0.3MM MAXIMUM RADIUS PERMISSIBLE ON EDGES AND FILLETS SHOWN AS SHARP FOR PLASTIC PARTS.
6. PARTS ARE TO BE FREE OF SCRATCHES, DISCOLORATION, SALT RESIDUE OR OTHER IMPERFECTIONS THAT MAY AFFECT FUNCTION OR FIT OF PART.
7. IDENTIFICATION LABEL MUST DISPLAY CUSTOMER PART NUMBER IF REQUIRED, SUPPLIER PART NUMBER, DATE CODE (YYYYMMDD), REVISION IF REQUIRED, AND LOGO.
8. LEAD FREE, NO RoHS EXEMPTIONS.
9. FINISHES: TERMINAL: SELECTIVE GOLD (Au) IN THE CONTACT AREA; THICKNESS = 0.75 MICROMETER (30 MICROINCH) MINIMUM OVER NICKEL (Ni) OVERALL; THICKNESS = 1.25 MICROMETER (50 MICROINCH) MINIMUM.
10. PACKAGING SPECIFICATION: PK-68800-001.

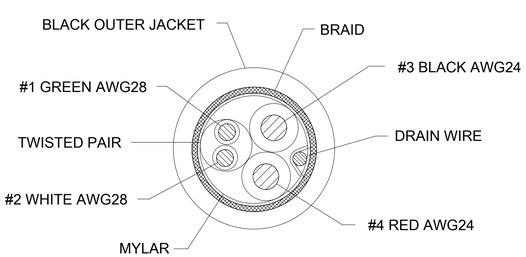

CABLE CONSTRUCTION

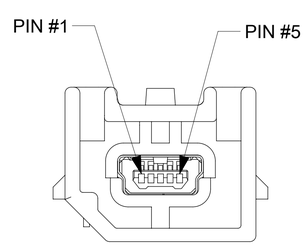

MATING HEADER FOR MINI-B PLUGS
(POLARIZATION - A SHOWN)

THIS DRAWING CONTAINS INFORMATION THAT IS PROPRIETARY TO MOLEX ELECTRONIC TECHNOLOGIES, LLC AND SHOULD NOT BE USED WITHOUT WRITTEN PERMISSION

DIMENSION UNITS	SCALE
MM	2:1

GENERAL TOLERANCES (UNLESS SPECIFIED)

ANGULAR TOL	±	3.0 °
4 PLACES	±	
3 PLACES	±	
2 PLACES	±	0.13
1 PLACE	±	0.25
0 PLACES	±	

DRAFT WHERE APPLICABLE MUST REMAIN WITHIN DIMENSIONS

CURRENT REV DESC: OBSOLETED PART NUMBER

EC NO: 632260
DRWN: VLOKESHA 2020/02/17
CHK'D: GGA 2020/02/28
APPR: GGA 2020/02/28

INITIAL REVISION:
DRWN: JREEVES 2007/07/27
APPR: KMONROE 2010/03/16

molex

USB CABLE ASSEMBLY
MINI-B PLUG STRAIGHT TO MINI-B PLUG STRAIGHT

PRODUCT CUSTOMER DRAWING

DOCUMENT NUMBER	DOC TYPE	DOC PART	REVISION
SD-111014-1000	PSD	001	T

THIRD ANGLE PROJECTION	DRAWING	SERIES	MATERIAL NUMBER	CUSTOMER	SHEET NUMBER
	D-SIZE	111014	SEE CHART	GENERAL MARKET	1 OF 1

DOCUMENT STATUS	P1	RELEASE DATE	2020/02/28	02:41:20