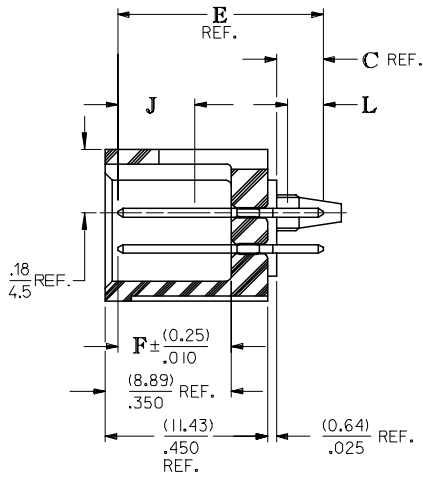
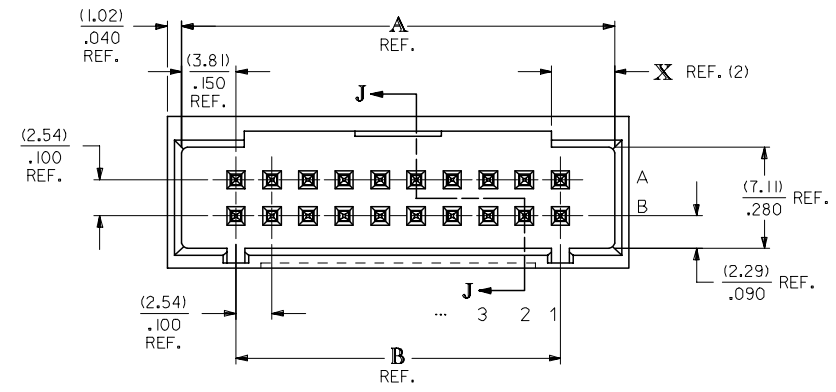
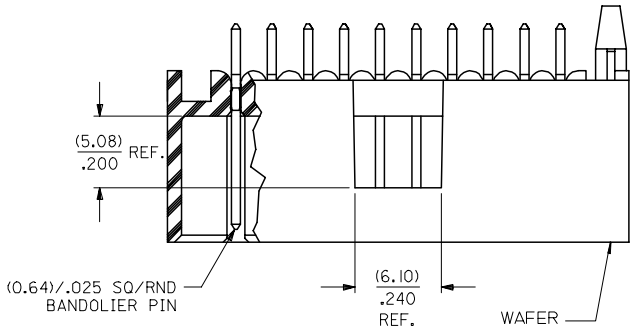


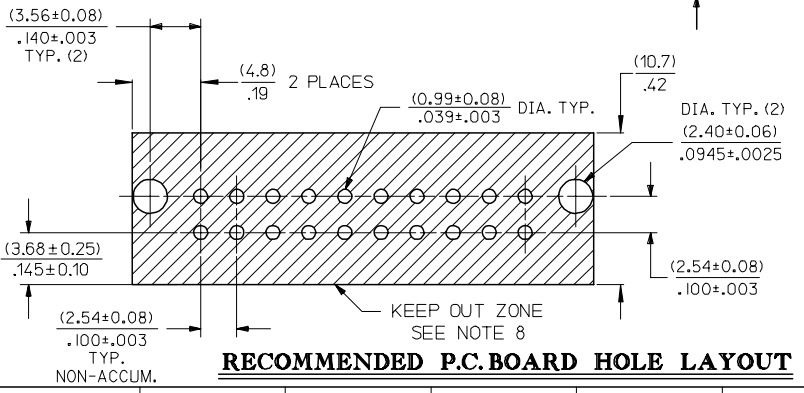
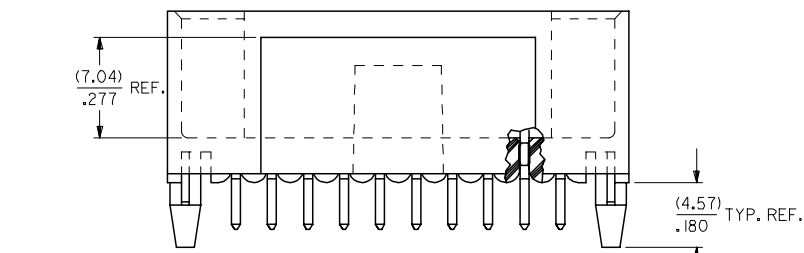
NOTES:

- MATERIAL: WAFER - GLASS FILLED LIQUID CRYSTAL POLYMER; UL 94V-0; COLOR: BLACK. PIN: PHOSPHOR BRONZE.
- PLATING: TIN
 TIN(Sn) ALLOY OVER ENTIRE PIN: THICKNESS = (3.81 MICROMETER)/ 150 MICROINCH MINIMUM,
 NICKEL (Ni) UNDERPLATE OVER ENTIRE PIN,
 15 GOLD SELECTIVE GOLD (Au) IN THE CONTACT AREA: THICKNESS = (0.38 MICROMETER)/ 15 MICROINCH MINIMUM,
 SELECTIVE TIN (Sn) ALLOY IN THE PC TAIL AREA: THICKNESS = (1.91 MICROMETER)/ 75 MICROINCH MINIMUM,
 NICKEL (Ni) UNDERPLATE OVER ENTIRE PIN,
 30 GOLD SELECTIVE GOLD (Au) IN THE CONTACT AREA: THICKNESS = (0.76 MICROMETER)/ 30 MICROINCH MINIMUM,
 SELECTIVE TIN (Sn) ALLOY IN THE PC TAIL AREA: THICKNESS = (1.91 MICROMETER)/ 75 MICROINCH MINIMUM,
 NICKEL (Ni) UNDERPLATE OVER ENTIRE PIN.
 * THE PRIMARY SHIPPING CARTON WILL BE LABELED "COMPLIANT TO RoHS DIRECTIVE 2002/95/EC AND ELV ANNEX II OF DIRECTIVE 2000/53/EC". CARTONS WITHOUT THIS LABEL MAY CONTAIN PRODUCT WITH LEAD.
- PRODUCT SPECIFICATION: PS-70567.
- PACKAGING: SEE CHARTS
- PIN PUSHOUT FORCE: 4 LBS. MIN. (IN EITHER DIRECTION).
- FOR ILLUSTRATION PURPOSES, 20 (DUAL 10) CIRCUIT SIZE IS SHOWN.
- PINS MUST MEET SOLDERABILITY SPEC. SMES-152.
 EXCEPT VOIDS ARE PERMISSIBLE AT BANDOLIER PIN FAYING SURFACE. (APPROX. (0.64)/.025 LNG X (0.15)/.006 WD. REF.) - 2 LOCATIONS
- NO FEATURES WHICH RISE ABOVE THE PCB SURFACE ALLOWED IN THIS AREA.
- THIS PART CONFORMS TO CLASS B REQUIREMENTS OF COSMETIC SPEC PS-45499-002.



SECTION J-J

CKT. SIZE	DIM. A REF.		DIM. B REF.		DIM. X REF.	
	(MM)	INCH	(MM)	INCH	(MM)	INCH
6	(12.70)	.500	(5.08)	.200	(3.18)	.125
8	(15.24)	.600	(7.62)	.300	(4.42)	.174
10	(17.78)	.700	(10.16)	.400	(4.42)	.174
12	(20.32)	.800	(12.70)	.500	(4.42)	.174
14	(22.86)	.900	(15.24)	.600	(4.42)	.174
16	(25.40)	1.000	(17.78)	.700	(4.42)	.174
18	(27.94)	1.100	(20.32)	.800	(4.42)	.174
20	(30.48)	1.200	(22.86)	.900	(4.42)	.174
22	(33.02)	1.300	(25.40)	1.000	(4.42)	.174
24	(35.56)	1.400	(27.94)	1.100	(4.42)	.174
26	(38.10)	1.500	(30.48)	1.200	(4.42)	.174
28	(40.64)	1.600	(33.02)	1.300	(4.42)	.174
30	(43.18)	1.700	(35.56)	1.400	(4.42)	.174
32	(45.72)	1.800	(38.10)	1.500	(4.42)	.174
34	(48.26)	1.900	(40.64)	1.600	(4.42)	.174
36	(50.80)	2.000	(43.18)	1.700	(4.42)	.174
38	(53.34)	2.100	(45.72)	1.800	(4.42)	.174
40	(55.88)	2.200	(48.26)	1.900	(4.42)	.174
42	(58.42)	2.300	(50.80)	2.000	(4.42)	.174
44	(60.96)	2.400	(53.34)	2.100	(4.42)	.174
46	(63.50)	2.500	(55.88)	2.200	(4.42)	.174
48	(66.04)	2.600	(58.42)	2.300	(4.42)	.174
50	(68.58)	2.700	(60.96)	2.400	(4.42)	.174
52	(71.12)	2.800	(63.50)	2.500	(4.42)	.174
54	(73.66)	2.900	(66.04)	2.600	(4.42)	.174
56	(76.20)	3.000	(68.58)	2.700	(4.42)	.174
58	(78.74)	3.100	(71.12)	2.800	(4.42)	.174
60	(81.28)	3.200	(73.66)	2.900	(4.42)	.174
62	(83.82)	3.300	(76.20)	3.000	(4.42)	.174
64	(86.36)	3.400	(78.74)	3.100	(4.42)	.174
66	(88.90)	3.500	(81.28)	3.200	(4.42)	.174
68	(91.44)	3.600	(83.82)	3.300	(4.42)	.174
70	(93.98)	3.700	(86.36)	3.400	(4.42)	.174
72	(96.52)	3.800	(88.90)	3.500	(4.42)	.174



RECOMMENDED P.C. BOARD HOLE LAYOUT

ADD REF. DIMENSION
 EC NO: UCP2007-1490
 DRAWN/KIPPER 2006/12/22
 CHKD:ADERR 2006/12/22
 APPR:FSM TH 2006/12/27

QUALITY SYMBOLS
 ▽=0
 ▽=0

DESCRIPTION
 G2

GENERAL TOLERANCES (UNLESS SPECIFIED)

	mm	INCH
4 PLACES	± .005	± .0005
3 PLACES	± .005	± .0005
2 PLACES	± .013	± .01
1 PLACE	± 0.25	± .01

ANGULAR ±1/2°

DRAFT WHERE APPLICABLE MUST REMAIN WITHIN DIMENSIONS

DIMENSION STYLE
 MM/IN

SCALE
 4:1

DESIGN UNITS
 INCH

THIRD ANGLE PROJECTION

DRAWN BY
 SMR

DATE
 1993/11/10

CHECKED BY
 SMR

DATE
 1993/11/10

APPROVED BY

DATE

MATERIAL NO.
 SEE TABLE

DOCUMENT NO.
 SDA-70568-****

SHEET NO.
 1 OF 2

SALES ASSY - DUAL ROW SHROUDED WAFER/HI TEMP .25SQ/RND PINS .100 GRID

MOLEX MOLEX INCORPORATED

THIS DRAWING CONTAINS INFORMATION THAT IS PROPRIETARY TO MOLEX INCORPORATED AND SHOULD NOT BE USED WITHOUT WRITTEN PERMISSION

		13	12	11	10	9	8	7	6	5	4	3	2	1		
J	ENGINEERING NUMBER A-70568	RELEASE FOR MANUFACTURE				C REF.	E REF.	F ± (0.25) .010	CONNECTOR END PLATING			P.C. BOARD END PLATING			SEE PACK INFORMA. DRAWING PK-70873	
									J MINIMUM LENGTH	L MINIMUM LENGTH						
									TYPE		TYPE					
	-0001/0034	R.F.M.				(3.30) .130	(14.48) .570	(8.00) .315	TIN		OVER-ALL		OVER-ALL		-0018	
	-0035/-0068	R.F.M.				(3.30) .130	(14.48) .570	(8.00) .315	15 GOLD	(5.08) .200	TIN	(3.56) .140		-0018		
I	-0069/-0102	R.F.M.				(3.30) .130	(14.48) .570	(8.00) .315	30 GOLD	(5.08) .200	TIN	(3.56) .140		-0018		
	-0103/-0136															
	-0137/-0170															
H	-0171/-0204															
	-0205/-0238															

CKTS	EDP NUMBER	ENG NUMBER	EDP NUMBER	ENG NUMBER	EDP NUMBER	ENG NUMBER	EDP NUMBER	ENG NUMBER	EDP NUMBER	ENG NUMBER	EDP NUMBER	ENG NUMBER	EDP NUMBER	ENG NUMBER	CKTS
G 06	15-47-7506	A-70568-0001	15-47-7606	A-70568-0035	15-47-7706	A-70568-0069		A-70568-0103		A-70568-0137		A-70568-0171		A-70568-0205	06
G 08	15-47-7508	A-70568-0002	15-47-7608	A-70568-0036	15-47-7708	A-70568-0070		A-70568-0104		A-70568-0138		A-70568-0172		A-70568-0206	08
G 10	15-47-7510	A-70568-0003	15-47-7610	A-70568-0037	15-47-7710	A-70568-0071		A-70568-0105		A-70568-0139		A-70568-0173		A-70568-0207	10
G 12	15-47-7512	A-70568-0004	15-47-7612	A-70568-0038	15-47-7712	A-70568-0072		A-70568-0106		A-70568-0140		A-70568-0174		A-70568-0208	12
G 14	15-47-7514	A-70568-0005	15-47-7614	A-70568-0039	15-47-7714	A-70568-0073		A-70568-0107		A-70568-0141		A-70568-0175		A-70568-0209	14
G 16	15-47-7516	A-70568-0006	15-47-7616	A-70568-0040	15-47-7716	A-70568-0074		A-70568-0108		A-70568-0142		A-70568-0176		A-70568-0210	16
G 18	15-47-7518	A-70568-0007	15-47-7618	A-70568-0041	15-47-7718	A-70568-0075		A-70568-0109		A-70568-0143		A-70568-0177		A-70568-0211	18
G 20	15-47-7520	A-70568-0008	15-47-7620	A-70568-0042	15-47-7720	A-70568-0076		A-70568-0110		A-70568-0144		A-70568-0178		A-70568-0212	20
G 22	15-47-7522	A-70568-0009	15-47-7622	A-70568-0043	15-47-7722	A-70568-0077		A-70568-0111		A-70568-0145		A-70568-0179		A-70568-0213	22
F 24	15-47-7524	A-70568-0010	15-47-7624	A-70568-0044	15-47-7724	A-70568-0078		A-70568-0112		A-70568-0146		A-70568-0180		A-70568-0214	24
F 26	15-47-7526	A-70568-0011	15-47-7626	A-70568-0045	15-47-7726	A-70568-0079		A-70568-0113		A-70568-0147		A-70568-0181		A-70568-0215	26
F 28	15-47-7528	A-70568-0012	15-47-7628	A-70568-0046	15-47-7728	A-70568-0080		A-70568-0114		A-70568-0148		A-70568-0182		A-70568-0216	28
F 30	15-47-7530	A-70568-0013	15-47-7630	A-70568-0047	15-47-7730	A-70568-0081		A-70568-0115		A-70568-0149		A-70568-0183		A-70568-0217	30
F 32	15-47-7532	A-70568-0014	15-47-7632	A-70568-0048	15-47-7732	A-70568-0082		A-70568-0116		A-70568-0150		A-70568-0184		A-70568-0218	32
F 34	15-47-7534	A-70568-0015	15-47-7634	A-70568-0049	15-47-7734	A-70568-0083		A-70568-0117		A-70568-0151		A-70568-0185		A-70568-0219	34
F 36	15-47-7536	A-70568-0016	15-47-7636	A-70568-0050	15-47-7736	A-70568-0084		A-70568-0118		A-70568-0152		A-70568-0186		A-70568-0220	36
E 38	15-47-7538	A-70568-0017	15-47-7638	A-70568-0051	15-47-7738	A-70568-0085		A-70568-0119		A-70568-0153		A-70568-0187		A-70568-0221	38
E 40	15-47-7540	A-70568-0018	15-47-7640	A-70568-0052	15-47-7740	A-70568-0086		A-70568-0120		A-70568-0154		A-70568-0188		A-70568-0222	40
E 42	15-47-7542	A-70568-0019	15-47-7642	A-70568-0053	15-47-7742	A-70568-0087		A-70568-0121		A-70568-0155		A-70568-0189		A-70568-0223	42
E 44	15-47-7544	A-70568-0020	15-47-7644	A-70568-0054	15-47-7744	A-70568-0088		A-70568-0122		A-70568-0156		A-70568-0190		A-70568-0224	44
E 46	15-47-7546	A-70568-0021	15-47-7646	A-70568-0055	15-47-7746	A-70568-0089		A-70568-0123		A-70568-0157		A-70568-0191		A-70568-0225	46
E 48	15-47-7548	A-70568-0022	15-47-7648	A-70568-0056	15-47-7748	A-70568-0090		A-70568-0124		A-70568-0158		A-70568-0192		A-70568-0226	48
E 50	15-47-7550	A-70568-0023	15-47-7650	A-70568-0057	15-47-7750	A-70568-0091		A-70568-0125		A-70568-0159		A-70568-0193		A-70568-0227	50
D 52	15-47-7552	A-70568-0024	15-47-7652	A-70568-0058	15-47-7752	A-70568-0092		A-70568-0126		A-70568-0160		A-70568-0194		A-70568-0228	52
D 54	15-47-7554	A-70568-0025	15-47-7654	A-70568-0059	15-47-7754	A-70568-0093		A-70568-0127		A-70568-0161		A-70568-0195		A-70568-0229	54
D 56	15-47-7556	A-70568-0026	15-47-7656	A-70568-0060	15-47-7756	A-70568-0094		A-70568-0128		A-70568-0162		A-70568-0196		A-70568-0230	56
D 58	15-47-7558	A-70568-0027	15-47-7658	A-70568-0061	15-47-7758	A-70568-0095		A-70568-0129		A-70568-0163		A-70568-0197		A-70568-0231	58
D 60	15-47-7560	A-70568-0028	15-47-7660	A-70568-0062	15-47-7760	A-70568-0096		A-70568-0130		A-70568-0164		A-70568-0198		A-70568-0232	60
D 62	15-47-7562	A-70568-0029	15-47-7662	A-70568-0063	15-47-7762	A-70568-0097		A-70568-0131		A-70568-0165		A-70568-0199		A-70568-0233	62
D 64	15-47-7564	A-70568-0030	15-47-7664	A-70568-0064	15-47-7764	A-70568-0098		A-70568-0132		A-70568-0166		A-70568-0200		A-70568-0234	64
C 66	15-47-7566	A-70568-0031	15-47-7666	A-70568-0065	15-47-7766	A-70568-0099		A-70568-0133		A-70568-0167		A-70568-0201		A-70568-0235	66
C 68	15-47-7568	A-70568-0032	15-47-7668	A-70568-0066	15-47-7768	A-70568-0100		A-70568-0134		A-70568-0168		A-70568-0202		A-70568-0236	68
C 70	15-47-7570	A-70568-0033	15-47-7670	A-70568-0067	15-47-7770	A-70568-0101		A-70568-0135		A-70568-0169		A-70568-0203		A-70568-0237	70
C 72	15-47-7572	A-70568-0034	15-47-7672	A-70568-0068	15-47-7772	A-70568-0102		A-70568-0136		A-70568-0170		A-70568-0204		A-70568-0238	72

A B	MODIFY PLATE FC NO: UCP2006-2806 DRW:MS:BARBA 2006/05/31 CHK:D:DMORGAN 2006/06/06 APPR:SMILLER 2006/06/07	DESCRIPTION 	QUALITY SYMBOLS	GENERAL TOLERANCES (UNLESS SPECIFIED) <table border="1" style="font-size: small; text-align: center;"> <thead> <tr> <th></th> <th>mm</th> <th>INCH</th> </tr> </thead> <tbody> <tr> <td>4 PLACES</td> <td>± ---</td> <td>± ---</td> </tr> <tr> <td>3 PLACES</td> <td>± ---</td> <td>± .005</td> </tr> <tr> <td>2 PLACES</td> <td>± 0.13</td> <td>± .01</td> </tr> <tr> <td>1 PLACE</td> <td>± 0.25</td> <td>± ---</td> </tr> </tbody> </table>		mm	INCH	4 PLACES	± ---	± ---	3 PLACES	± ---	± .005	2 PLACES	± 0.13	± .01	1 PLACE	± 0.25	± ---	DIMENSION STYLE MM/IN DRAWN BY DATE SMR 1993/11/10 CHECKED BY DATE SMR 1993/11/10 APPROVED BY DATE	SCALE --- DESIGN UNITS INCH THIRD ANGLE PROJECTION	TITLE SALES ASSY-DUAL ROW SHROUDED WAFER/HIGH TEMP .025SQ/RND PIN .100 GRID	MOLEX INCORPORATED MATERIAL NO. DOCUMENT NO.	SHEET NO. 2 OF 2
		mm	INCH																					
	4 PLACES	± ---	± ---																					
	3 PLACES	± ---	± .005																					
2 PLACES	± 0.13	± .01																						
1 PLACE	± 0.25	± ---																						
DRAFT WHERE APPLICABLE MUST REMAIN WITHIN DIMENSIONS	SEE TABLE	SDA-70568-****																						
THIS DRAWING CONTAINS INFORMATION THAT IS PROPRIETARY TO MOLEX INCORPORATED AND SHOULD NOT BE USED WITHOUT WRITTEN PERMISSION																								
THIS DRAWING CONTAINS INFORMATION THAT IS PROPRIETARY TO MOLEX INCORPORATED AND SHOULD NOT BE USED WITHOUT WRITTEN PERMISSION																								