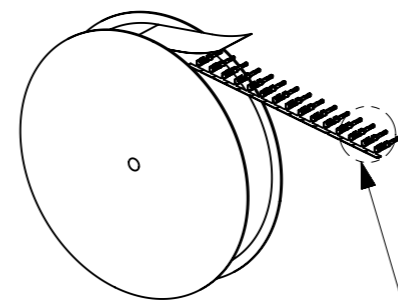
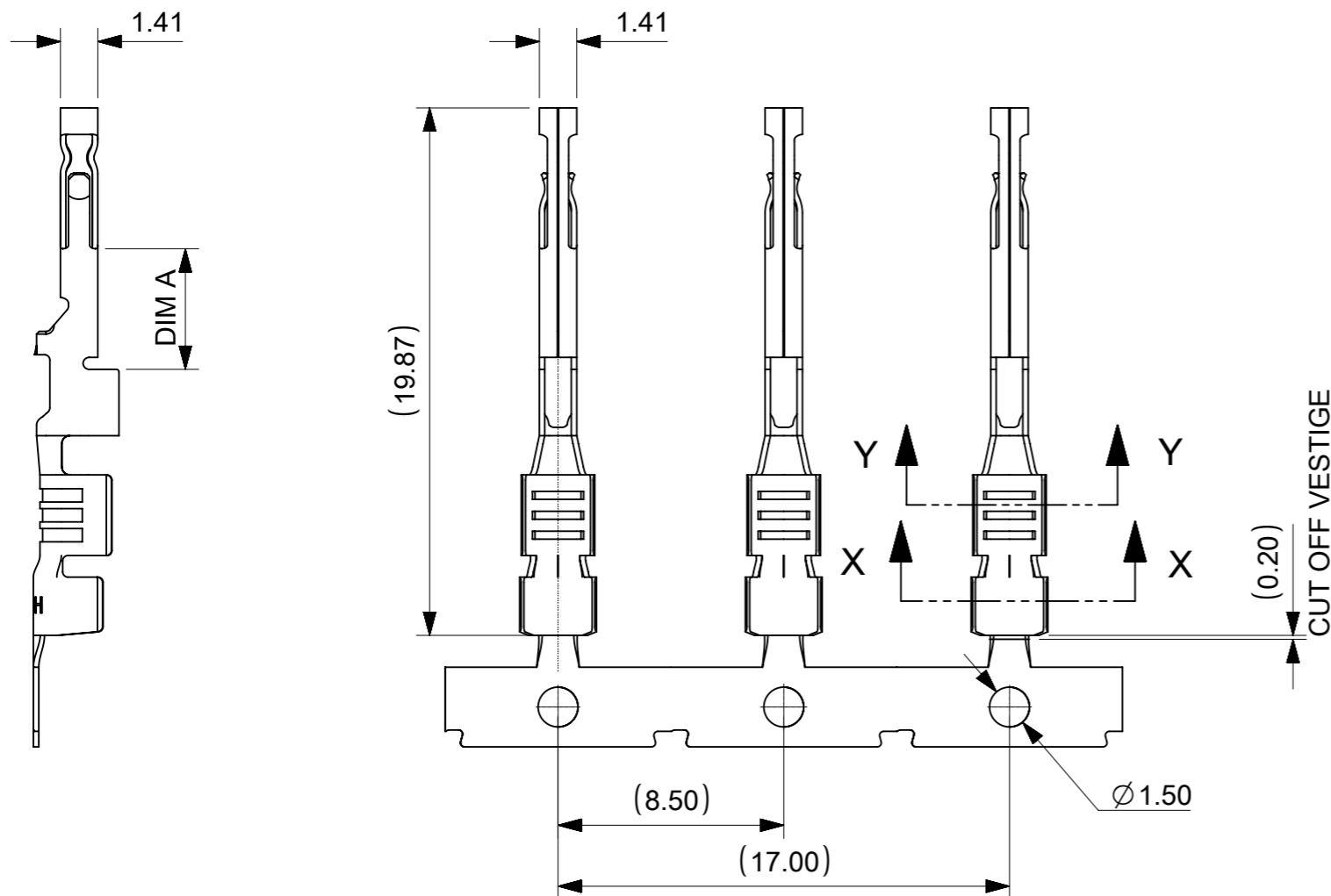
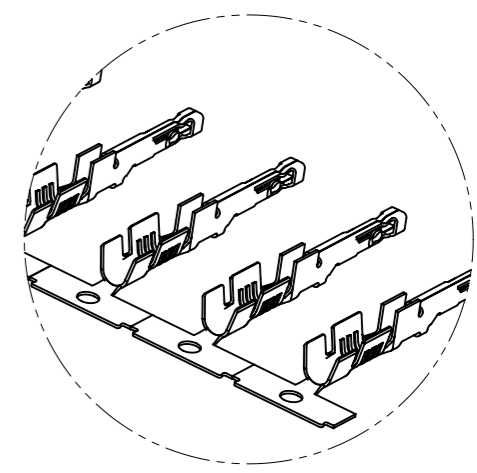


FINISHED RECEPTACLE TERMINALS

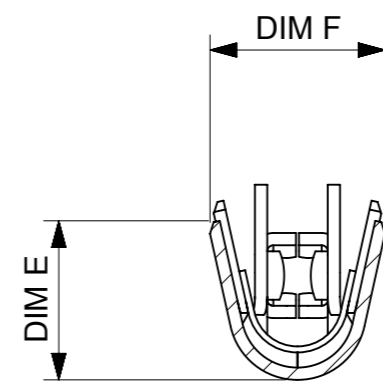
PART NUMBER	CONTACT PLATING OPTION	CRIMP SIZE(AWG)	DIM A	DIM E	DIM F	DIM H	DIM J
172253-6011	15μ" GOLD	16-18	4.54	2.63	2.89	2.71	2.77
172253-6111	15μ" GOLD	20-22	4.54	2.08	2.33	2.16	2.20
172253-6012	30μ" GOLD	16-18	4.54	2.63	2.89	2.71	2.77
172253-6112	30μ" GOLD	20-22	4.54	2.08	2.33	2.16	2.20
172253-7023	PRE-PLATED TIN	16-18	5.54	2.63	2.89	2.71	2.77
172253-7123	PRE-PLATED TIN	20-22	5.54	2.08	2.33	2.16	2.20



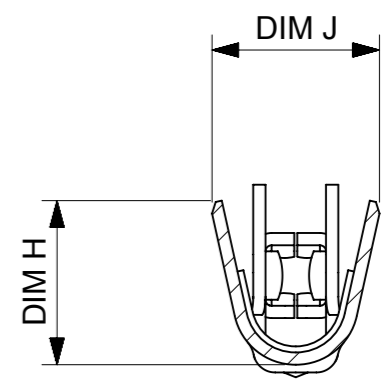
DETAIL Z



DETAIL Z
SCALE 2:1



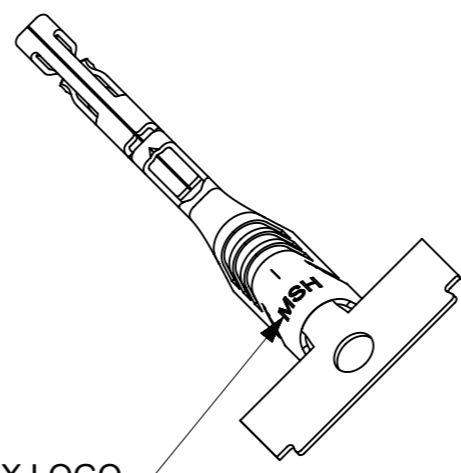
SECTION X-X
SCALE 8:1



SECTION Y-Y
SCALE 8:1

NOTES:

- MATERIAL: HIGH CONDUCTIVITY COPPER ALLOY
- PLATING FINISH:
 OPTION 1 = 1.02μm(40μin)-3.05μm(120μin) HDT PRE-PLATED.
 OPTION 2 = 0.38μm(15μin) GOLD CONTACT AREA.
 1.52μm(60μin)-2.54μm(100μin) MATTE TIN CRIMP AREA OVER.
 1.27μm(50μin)-2.54μm(100μin)DULL NICKEL OVERALL.
 OPTION 3 = 0.76μm(30μin) GOLD CONTACT AREA.
 1.52μm(60μin)-2.54μm(100μin) MATTE TIN CRIMP AREA OVER.
 1.27μm(50μin)-2.54μm(100μin)DULL NICKEL OVERALL.
- PRODUCT SPECIFICATION PS-172323-0001.
- PACKAGING SPECIFICATION PK-172253-5102.
- TERMINAL FOR USE WITH RECEPTACLE HOUSING 172256-3***, 172256-4****, 172258-3***, 172258-4****.
- WHEN TERMINALS ARE INSTALLED IN THE HOUSING THE WIRES ARE TO BE DRESSED IN SUCH WAY TO ALLOW THE TERMINALS TO FLOAT FREELY IN THE POCKET.
- TERMINAL DESIGNED FOR SINGLE WIRE CRIMP.
- PART CONFORMS TO CLASS "B" REQUIREMENTS OF COSMETIC SPECIFICATION PS-45499-002.
- APPLICATION SPECIFICATION AS-172323-0001.
- RECOMMENDED INSULATOR
 16AWG WIRE - OD 2.39MM MAX.
 18AWG WIRE - OD 2.03MM MAX.
 20AWG WIRE - OD 1.78MM MAX.
 22AWG WIRE - OD 1.57MM MAX.



MOLEX LOGO

SYMBOLS	THIS DRAWING CONTAINS INFORMATION THAT IS PROPRIETARY TO MOLEX ELECTRONIC TECHNOLOGIES, LLC AND SHOULD NOT BE USED WITHOUT WRITTEN PERMISSION		CURRENT REV DESC:		molex
	DIMENSION UNITS	SCALE			
▽ = 0	mm	4:1			ULTRA-FIT RECEPT CRIMP TANGLESS TML
▽ = 0	GENERAL TOLERANCES (UNLESS SPECIFIED)				
▽ = 0	ANGULAR TOL ± °				PRODUCT CUSTOMER DRAWING
▽ = 0	4 PLACES ±				
▽ = 0	3 PLACES ±				DOCUMENT NUMBER
▽ = 0	2 PLACES ± 0.25				
▽ = 0	1 PLACE ± 0.5				DOC TYPE
▽ = 0	0 PLACES ±				
⊠ = 0	DRAFT WHERE APPLICABLE MUST REMAIN WITHIN DIMENSIONS				DOC PART
▽ = 0	THIRD ANGLE PROJECTION				
		DRAWING	SERIES	MATERIAL NUMBER	REVISION
		A3-SIZE	172253		
			CUSTOMER	SHEET NUMBER	
			GENERAL MARKET	1 OF 1	

DOCUMENT STATUS	P1	RELEASE DATE	2019/03/21	03:22:38
-----------------	----	--------------	------------	----------