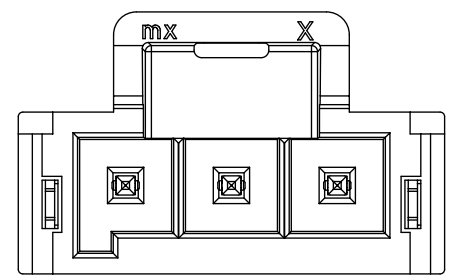
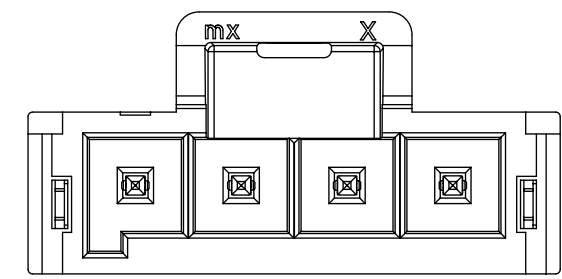


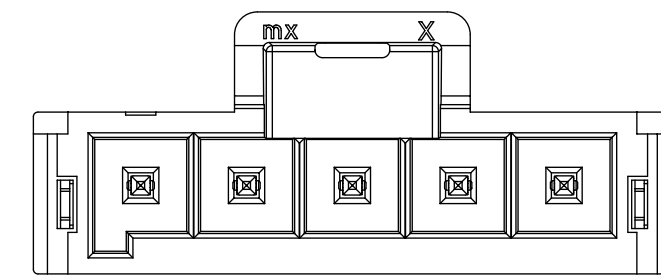
2 CKT



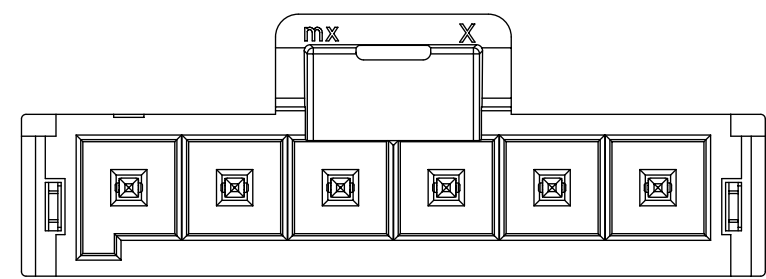
3 CKT



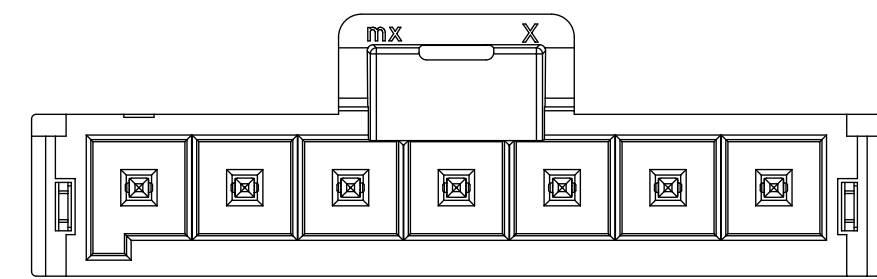
4 CKT



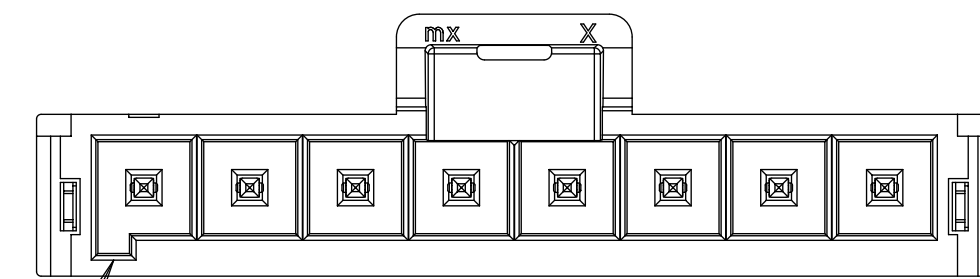
5 CKT



6 CKT

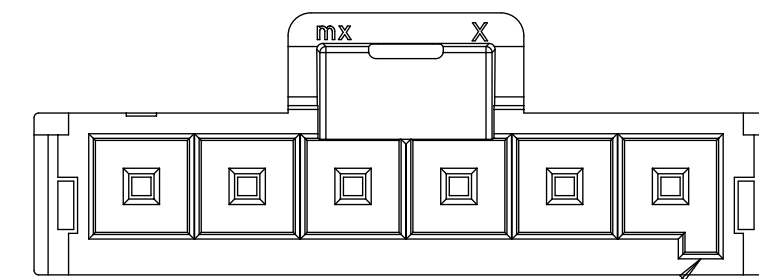


7 CKT

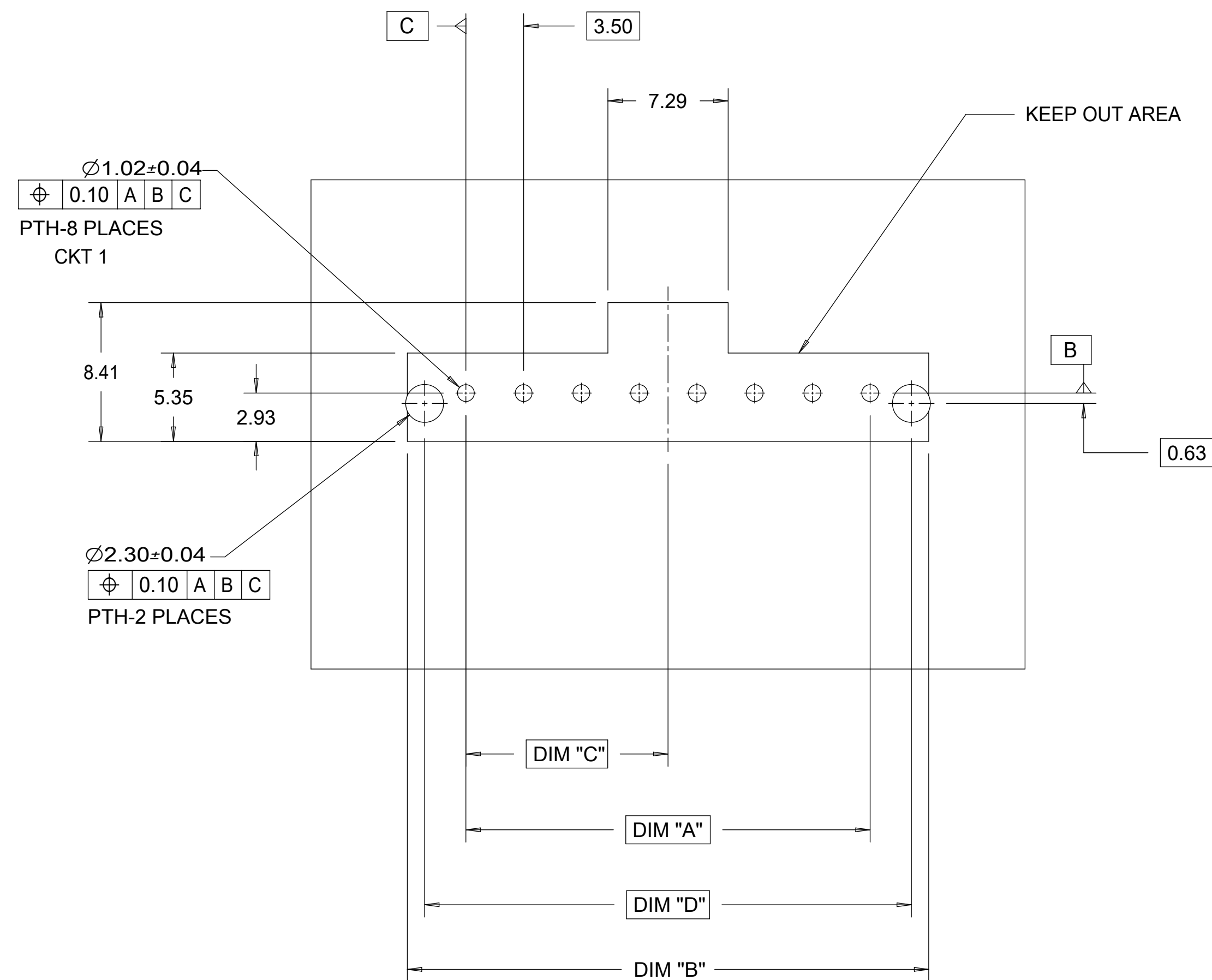


8 CKT

KEY A  
(BLACK)



KEY B  
(NATURAL)



PCB LAYOUT: COMPONENT SIDE  
RECOMMENDED PCB THICKNESS 1.60MM-2.40MM

NOTE: DATUM -A- IS ON THE COMPONENT SIDE PCB

TIN PLATING							
PART NO.	COLOR	CIRCUIT SIZE	KEY OPTION	DIM A	DIM B	DIM C	DIM D
172287-1102	BLACK	2	KEY A	3.50	10.60	1.75	8.50
172287-1103	BLACK	3	KEY A	7.00	14.10	3.50	12.00
172287-1104	BLACK	4	KEY A	10.50	17.60	5.25	15.50
172287-1105	BLACK	5	KEY A	14.00	21.10	7.00	19.00
172287-1106	BLACK	6	KEY A	17.50	24.60	8.75	22.50
172287-1107	BLACK	7	KEY A	21.00	28.10	10.50	26.00
172287-1108	BLACK	8	KEY A	24.50	31.60	12.25	29.50
172287-2102	NATURAL	2	KEY B	3.50	10.60	1.75	8.50
172287-2103	NATURAL	3	KEY B	7.00	14.10	3.50	12.00
172287-2104	NATURAL	4	KEY B	10.50	17.60	5.25	15.50
172287-2105	NATURAL	5	KEY B	14.00	21.10	7.00	19.00
172287-2106	NATURAL	6	KEY B	17.50	24.60	8.75	22.50
172287-2107	NATURAL	7	KEY B	21.00	28.10	10.50	26.00
172287-2108	NATURAL	8	KEY B	24.50	31.60	12.25	29.50

15 MICROINCH GOLD PLATING							
PART NO.	COLOR	CIRCUIT SIZE	KEY OPTION	DIM A	DIM B	DIM C	DIM D
172287-1202	BLACK	2	KEY A	3.50	10.60	1.75	8.50
172287-1203	BLACK	3	KEY A	7.00	14.10	3.50	12.00
172287-1204	BLACK	4	KEY A	10.50	17.60	5.25	15.50
172287-1205	BLACK	5	KEY A	14.00	21.10	7.00	19.00
172287-1206	BLACK	6	KEY A	17.50	24.60	8.75	22.50
172287-1207	BLACK	7	KEY A	21.00	28.10	10.50	26.00
172287-1208	BLACK	8	KEY A	24.50	31.60	12.25	29.50
172287-2202	NATURAL	2	KEY B	3.50	10.60	1.75	8.50
172287-2203	NATURAL	3	KEY B	7.00	14.10	3.50	12.00
172287-2204	NATURAL	4	KEY B	10.50	17.60	5.25	15.50
172287-2205	NATURAL	5	KEY B	14.00	21.10	7.00	19.00
172287-2206	NATURAL	6	KEY B	17.50	24.60	8.75	22.50
172287-2207	NATURAL	7	KEY B	21.00	28.10	10.50	26.00
172287-2208	NATURAL	8	KEY B	24.50	31.60	12.25	29.50

30 MICROINCH GOLD PLATING							
PART NO.	COLOR	CIRCUIT SIZE	KEY OPTION	DIM A	DIM B	DIM C	DIM D
172287-1302	BLACK	2	KEY A	3.50	10.60	1.75	8.50
172287-1303	BLACK	3	KEY A	7.00	14.10	3.50	12.00
172287-1304	BLACK	4	KEY A	10.50	17.60	5.25	15.50
172287-1305	BLACK	5	KEY A	14.00	21.10	7.00	19.00
172287-1306	BLACK	6	KEY A	17.50	24.60	8.75	22.50
172287-1307	BLACK	7	KEY A	21.00	28.10	10.50	26.00
172287-1308	BLACK	8	KEY A	24.50	31.60	12.25	29.50
172287-2302	NATURAL	2	KEY B	3.50	10.60	1.75	8.50
172287-2303	NATURAL	3	KEY B	7.00	14.10	3.50	12.00
172287-2304	NATURAL	4	KEY B	10.50	17.60	5.25	15.50
172287-2305	NATURAL	5	KEY B	14.00	21.10	7.00	19.00
172287-2306	NATURAL	6	KEY B	17.50	24.60	8.75	22.50
172287-2307	NATURAL	7	KEY B	21.00	28.10	10.50	26.00
172287-2308	NATURAL	8	KEY B	24.50	31.60	12.25	29.50

<b>QUALITY SYMBOLS</b> F = 0 E = 0 D = 0 C = 0 B = 0 A = 0 Z = 0 Y = 0 X = 0 W = 0 V = 0	THIS DRAWING CONTAINS INFORMATION THAT IS PROPRIETARY TO MOLEX ELECTRONIC TECHNOLOGIES, LLC AND SHOULD NOT BE USED WITHOUT WRITTEN PERMISSION		DIMENSION UNITS: mm SCALE: 4:1				
	GENERAL TOLERANCES (UNLESS SPECIFIED) ANGULAR TOL ± °		DRWN BY: DROSCA DATE: 2014/03/03			<b>ULTRA-FIT VERT HEAD ASSY</b> <b>2-8 CKTS SINGLE ROW WITH SOLDER CLIP</b>	
	4 PLACES ± 3 PLACES ± 2 PLACES ± 0.25 1 PLACE ± 0.5 0 PLACES ±		CHKD BY: JCOMERCI DATE: 2014/04/24				<b>PRODUCT CUSTOMER DRAWING</b>
	DRAFT WHERE APPLICABLE MUST REMAIN WITHIN DIMENSIONS		APPR BY: JCOMERCI DATE: 2014/04/24				
EC NO: 103949 DRWN: PPEREZ03 CHKD: RHODGE REV APPR: RHODGE		DRAWING SIZE: D THIRD ANGLE PROJECTION		DOCUMENT NUMBER: PSD DOC PART: 000 SHEET NUMBER: 2 OF 2			