

Coeur CST High-Current Interconnect System **molex**

Coeur CST High-Current Interconnect System delivers up to 200.0A of current through 3 diameter sizes (3.40, 6.00 and 8.00mm) and offers a wide range of configurations, connecting PCBs, busbars and cables

Features and Advantages



Coeur CST High-Current 8.00, 6.00 and 3.40mm Sockets and Male Pins

Capable of 30.0 to 200.0A current ratings
Offers a scalable design to meet a wide range of high-current applications

Termination methods include bus bars, PCBs and wire
Provides design flexibility for a range of high-current applications

Sockets without Float Feature

Series 204316

Series 204318



Coeur CST Socket Features

Multiple contact beams
Provide optimized electrical performance



Press-Fit

Sockets with Float Feature

SMT



One common contact design in all CST sockets regardless of form factor sizes
Provides the same profile height even when the number of contacts varies

Series 204313

Series 204365


8.00mm SMT Socket (Series 204313)

Unique Float Feature

Core Socket with Contacts in Nominal Position

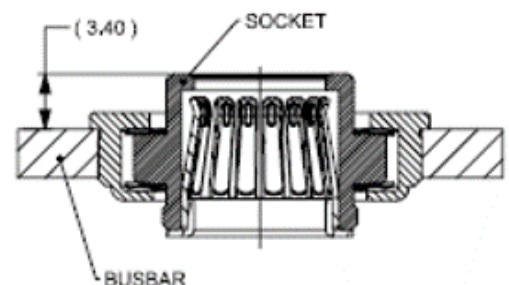
Core Socket with Contacts Fully Floated 1.00mm

Float Housing



8.00mm Press-Fit Socket

Float mechanism allowing for 1.00mm of float
Mitigates pin mis-alignment issues when mating
Relieves added stress on contacts in float position
Allows no risk of resistance increase due to high contact beam deflection
Offers low mating force



Coeur CST High-Current Interconnect System

molex

6.00mm Coeur CST Interconnector System, 2-Circuit Wire-to-Board (Female Housing: Series 211942; Male Header: Series 211937; Retainer Series: 211888)



Premium housing features available

- Touch-safe feature
- Positive latching
- Vertical, PC, bus bar-mounting header
- Keyed



1/0 AWG crimp contacts
For 8.00mm form factor
Made in smaller AWG upon request


Terminal retention housings
Locks in contacts



Fully shrouded female and male contacts
Is touch safe and offers 600V rating in configuration shown above

Male pin has minimal protrusion above the socket housing when mated

Saves space above the PCB or bus bar




Board-to-Board Mated Height Changes by Varying Male Pin Length (Series 203263)

Coeur CST Connector Embedded in a Bus Bar

8.00mm Coeur CST Interconnector System, 2-Circuit, Wire-to-Board (Female Housing: Series 204601, 204603; Male Header: Series 204600; Male Pin: Series 203263)

Pick-and-place cap on SMT sockets
Enables automated SMT socket placement to PCB



Coeur CST Connector Mounted to a PCB

Applications

Data/Computing

- Routers
- Networking
- Storage

Telecommunications/Networking

- Servers
- Storage

Industrial

- Power Supply

Data Centers

- Servers
- Data Storage
- PDU
- UPS/Battery Storage
- Switches
- Circuit Breakers
- Instrumentation



Data Center Servers

Coeur CST High-Current Interconnect System **molex**

Specifications

REFERENCE INFORMATION

Packaging: Tray, Tape, Reel and Bag
per part number see PK specs
UL File No.: E29179
CSA File No.: 70184994
Use With: Busbars and Cable Assemblies
Designed In: Millimeters
RoHS: Yes
Halogen Free: Yes

PHYSICAL

Contact: High-Performance Copper (Cu) Alloy
Metal Housings: Copper (Cu) Alloy
Plastic Housings: PBT
Plastic Caps: LCP
Plating:
Contact Beams — Gold (Au) over Nickel (Ni)
Wave Springs (Float Versions) — Gold (Au) over Nickel (Ni)
Male Pin — Silver (Ag) over Nickel (Ni)
Metal Housings / Caps — Silver (Ag) over Nickel (Ni)

PCB Thickness (min.): 1.60mm
Bus Bar Thickness (min.): 1.50mm
Operating Temperature: -40 to +105°C

8.00MM

ELECTRICAL

Voltage: 600V, B-T-B and W-T-B
Current (max.): 200.0A
Contact Resistance: 0.20 milliohms

MECHANICAL

Contact Mating Force (max.): 40N
Contact Unmating Force (min.): 10N
Durability (min.): 200 Mating Cycles
Float Displacement Force (max.): 15N

6.00MM

ELECTRICAL

Voltage: 600V, B-T-B; 300V, W-T-B
Current (max.): 140.0A
Contact Resistance: 0.20 milliohms

MECHANICAL

Contact Mating Force (max.): 30N
Contact Unmating Force (min.): 7N
Durability (min.): 200 Mating Cycles
Float Displacement Force (max.): 10N

3.40MM

ELECTRICAL

Voltage: 600V
Current (max.): 75.0A
Contact Resistance: 0.25 milliohms

MECHANICAL

Contact Mating Force (max.): 20N
Contact Unmating Force (min.): 6N
Durability (min.): 200 Mating Cycles
Float Displacement Force (max.): 10N

Ordering Information

Series No.	Component	Termination Method	Float Feature
204365	Female Socket	SMT to PCB	Yes
204318			No
204313		Press-Fit to Busbar	Yes
204316			No
203263	Male Pin	Press-Fit/SMT/Screw	No

Board-to-Board Series	Description	Size (mm)	Circuits
212195	Female Socket	All	2
212194			
214336	Male Pin	3.40	
214337		6.00	
211922		8.00	

Wire-to-Board Series	Description	Size (mm)	Circuits
211937	Header	6.00	2
211942	Receptacle Housing		
211888	Retainer		
204600	Header	8.00	
204601	Receptacle Housing		
204603	Retainer		
204608	Crimp Socket	6.00 and 8.00	

Custom Product	Description
Contact Molex	Coeur CST Custom Pins and Housings

www.molex.com/link/coeur.html

Molex is a registered trademark of Molex, LLC in the United States of America and may be registered in other countries; all other trademarks listed herein belong to their respective owners.